



US00D719364S

(12) **United States Design Patent**
Adams et al.

(10) **Patent No.:** **US D719,364 S**
(45) **Date of Patent:** **** Dec. 16, 2014**

(54) **STACKABLE BARSTOOL HAVING A BACK AND ARMS**

(56) **References Cited**

U.S. PATENT DOCUMENTS

(71) Applicants: **William E. Adams**, Portersville, PA (US); **Matthew Goodworth**, Pittsburgh, PA (US); **Robert G. Schreiber**, Prospect, PA (US)

2,435,064 A	1/1948	Weill	
D149,637 S	5/1948	Hayes et al.	
D272,018 S *	1/1984	Thompson	D6/380
D357,592 S	4/1995	Kellen	
D431,380 S *	10/2000	Hutton	D6/360
D468,919 S *	1/2003	Juneau	D6/360
D502,611 S *	3/2005	Williams	D6/360
D528,813 S *	9/2006	Sienkowski et al.	D6/374
D555,401 S	11/2007	Adams	
D555,942 S	11/2007	Adams	
D588,826 S *	3/2009	Ricchio	D6/380
D617,567 S *	6/2010	Stiker Metral	D6/360
D634,132 S	3/2011	Schultz	
D645,266 S	9/2011	Aubry et al.	
D651,006 S	12/2011	Jordan et al.	
D654,279 S *	2/2012	Barile	D6/360
D677,480 S *	3/2013	Starck et al.	D6/360
D684,782 S *	6/2013	Adams	D6/360
D688,885 S *	9/2013	Adams et al.	D6/349
D691,820 S *	10/2013	Adams et al.	D6/360
D705,558 S *	5/2014	Woodring	D6/360

(72) Inventors: **William E. Adams**, Portersville, PA (US); **Matthew Goodworth**, Pittsburgh, PA (US); **Robert G. Schreiber**, Prospect, PA (US)

(73) Assignee: **Adams Mfg. Corp.**, Portersville, PA (US)

(**) Term: **14 Years**

(21) Appl. No.: **29/454,894**

(22) Filed: **May 15, 2013**

(51) **LOC (10) Cl.** **06-01**

(52) **U.S. Cl.**
USPC **D6/360**

(58) **Field of Classification Search**
USPC D6/334-336, 344-356, 360-381, 388, D6/403, 491-502, 692, 708, 716, D6/716.2-716.4, 717; 297/239, 411.2, 297/411.27-411.29, 411.43-411.44, 423.1, 297/423.12, 440.11, 440.15, 297/440.21-440.24, 445.1, 446.1, 448.1, 297/449.1, 451.4, 452.13, 452.19, 452.21, 297/452.27, 452.29, 452.3, 452.41, 452.56, 297/452.64

See application file for complete search history.

* cited by examiner

Primary Examiner — Ricky Pham

(74) *Attorney, Agent, or Firm* — Buchanan Ingersoll & Rooney PC

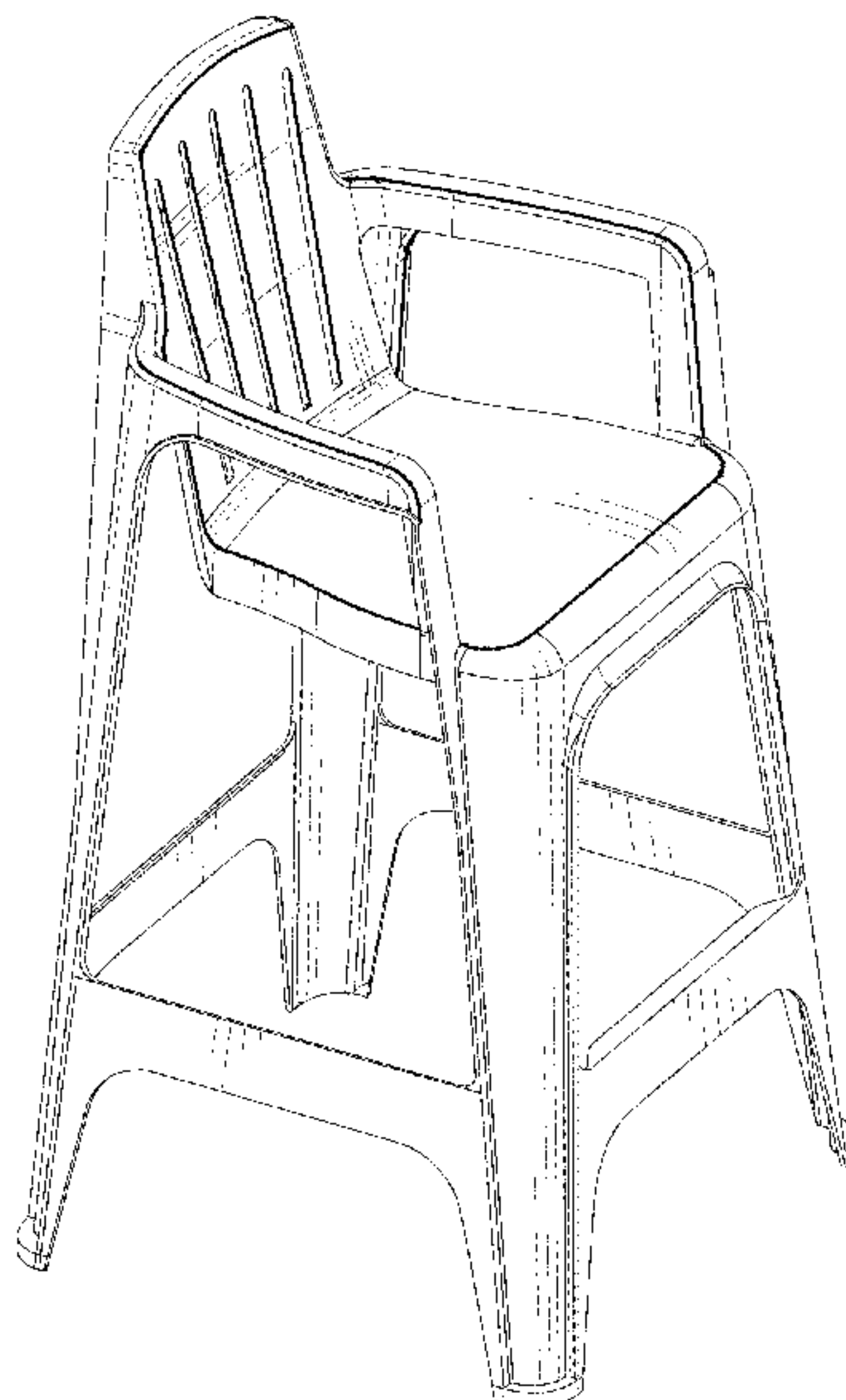
(57) **CLAIM**

The ornamental design for a stackable bar stool having a back and arms, as shown and described.

DESCRIPTION

FIG. 1 is a right front perspective view of my stackable bar stool having a back and arms;
FIG. 2 is a front view thereof;
FIG. 3 is a right side view thereof, the left side view being a mirror image thereof;
FIG. 4 is a top view thereof;
FIG. 5 is a bottom view thereof; and,
FIG. 6 is a left rear perspective view thereof.

1 Claim, 5 Drawing Sheets



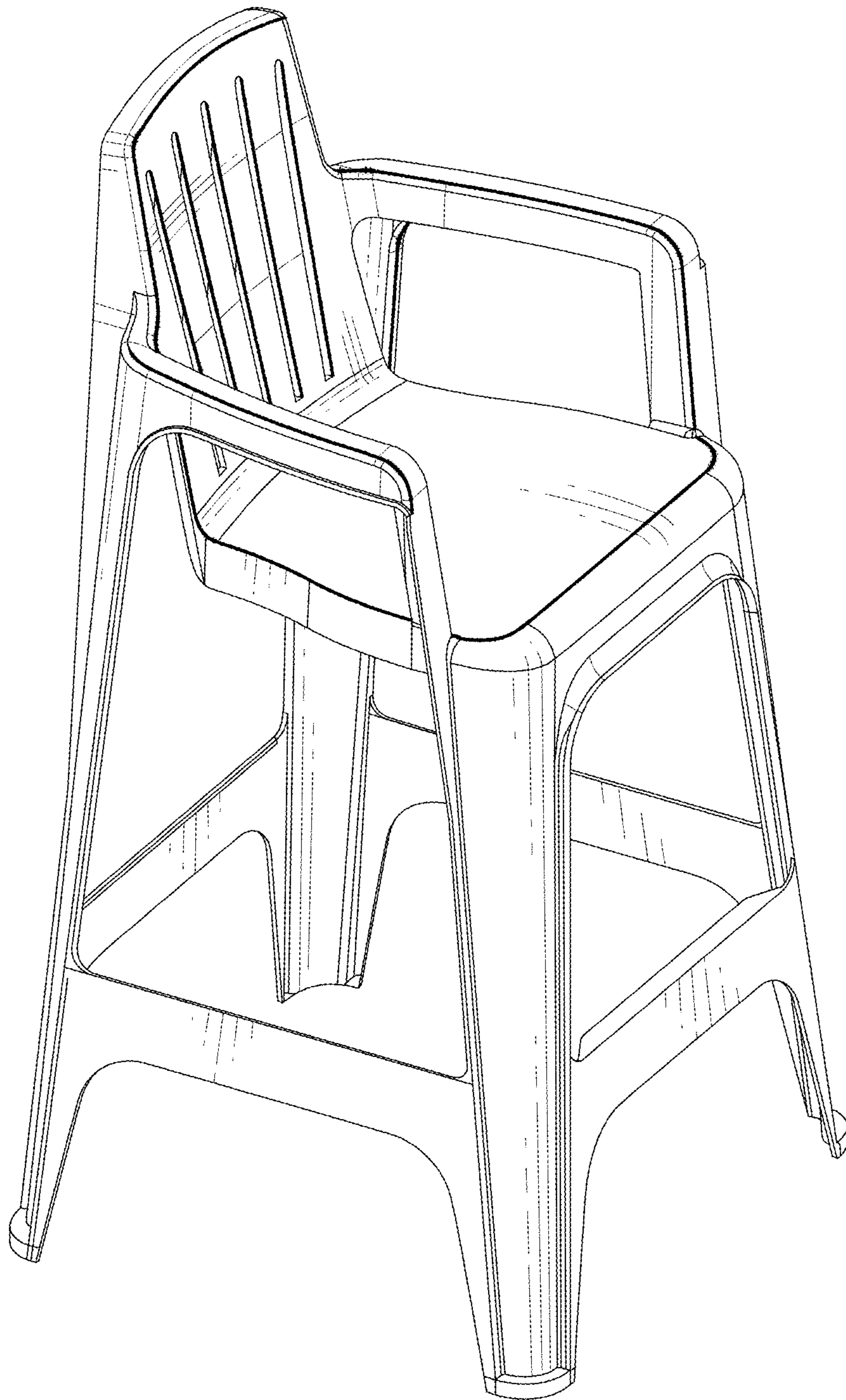


Fig. 1

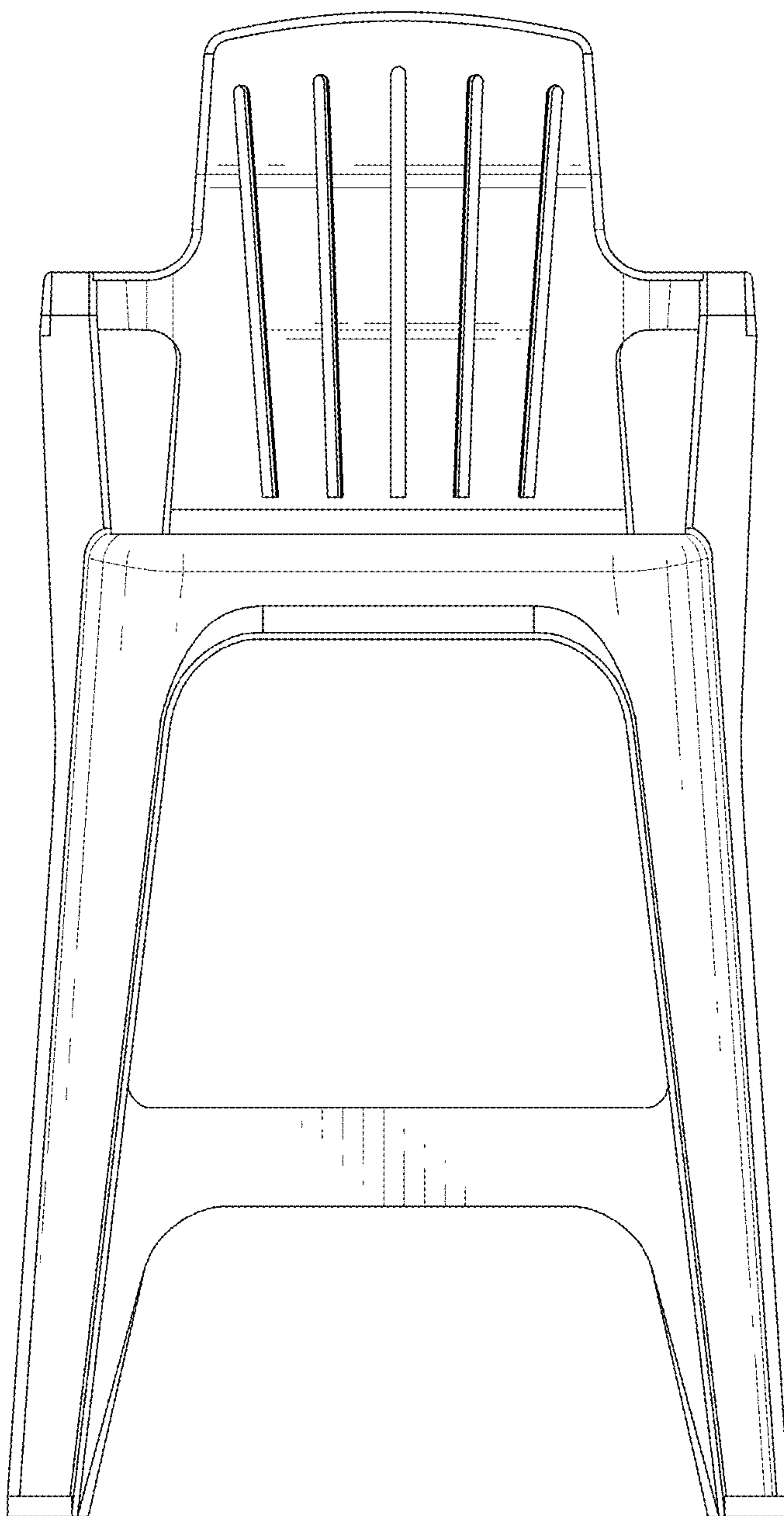


Fig. 2

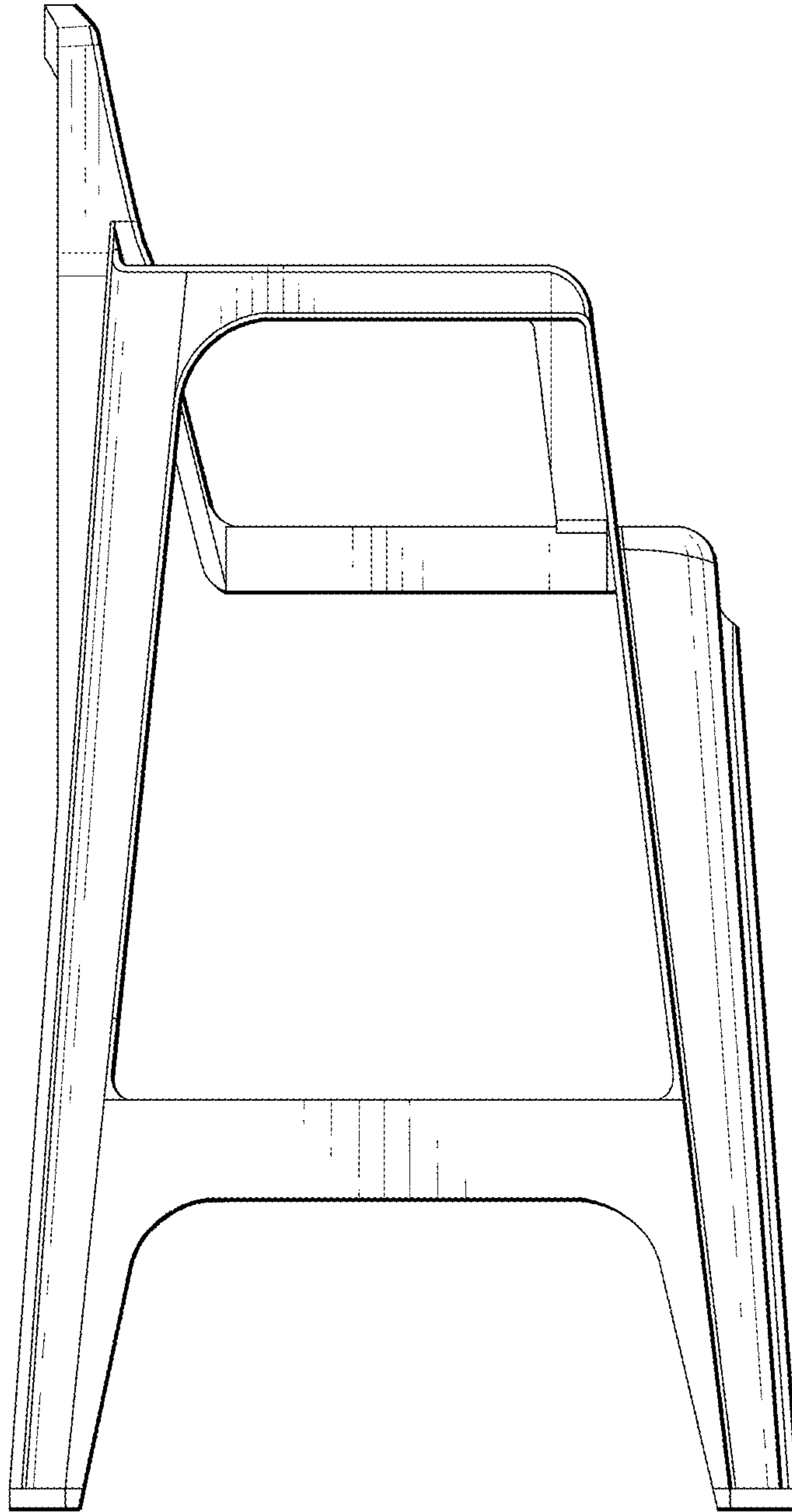


Fig. 3

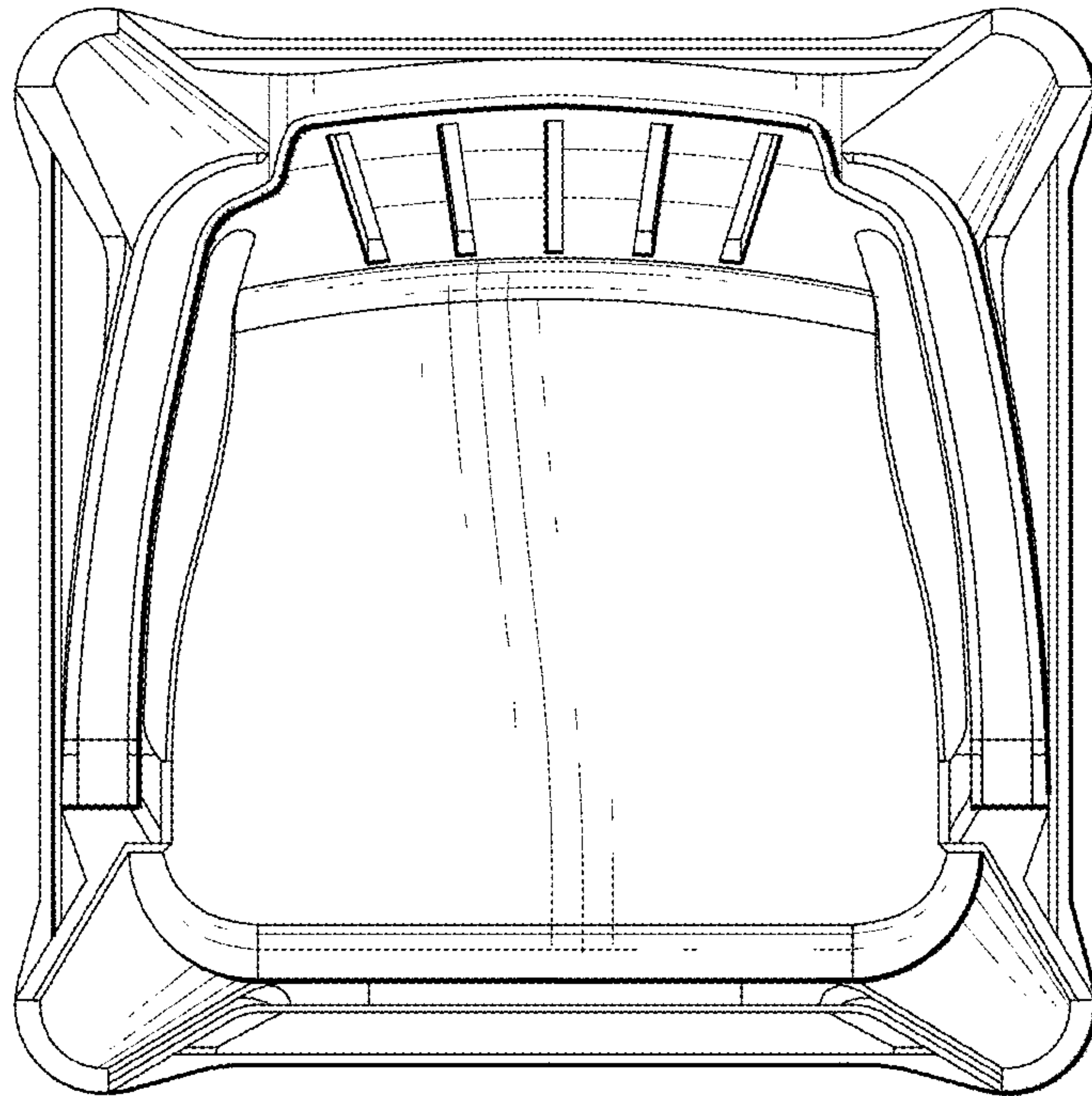


Fig. 4

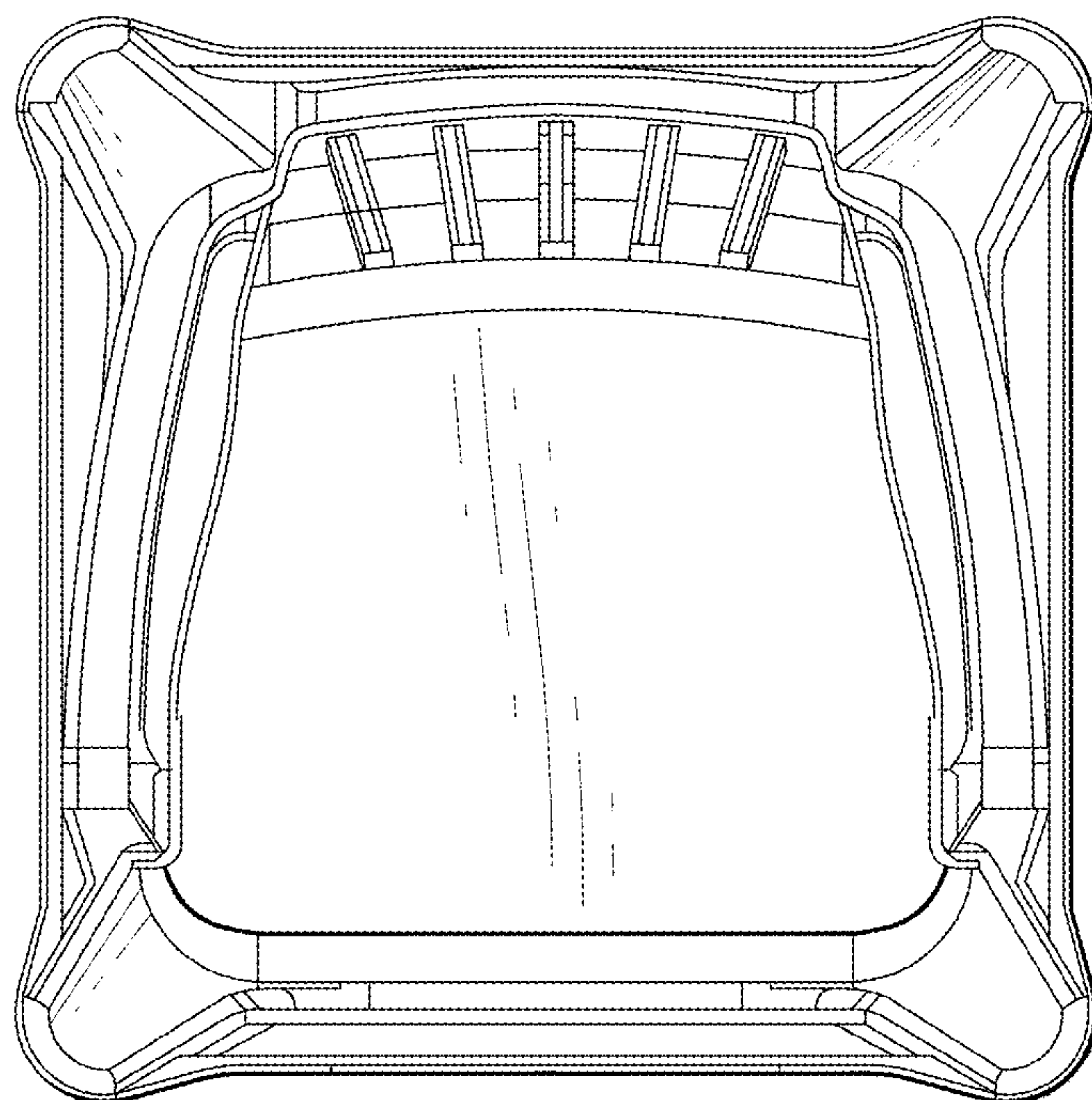


Fig. 5

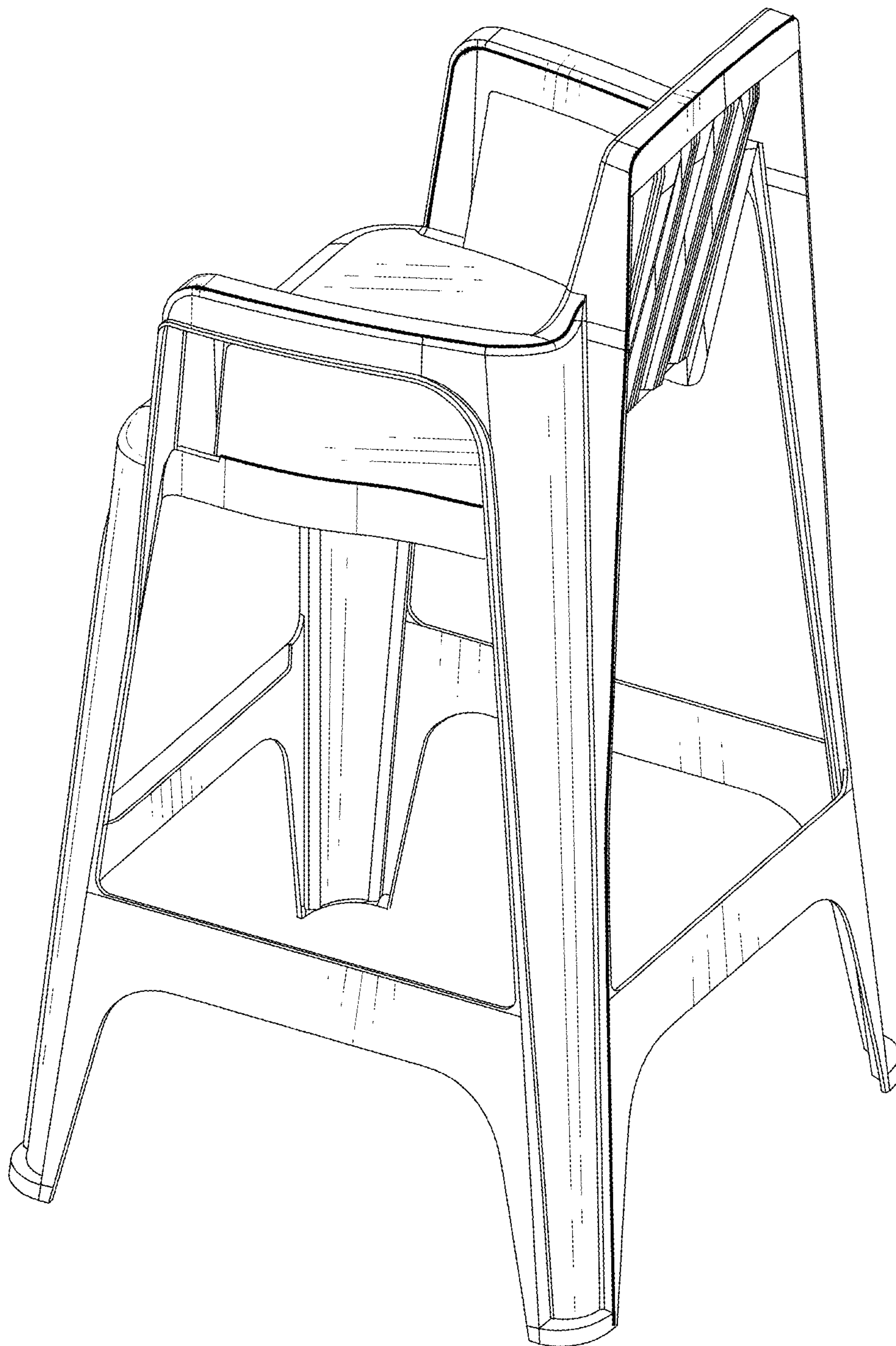


Fig. 6