



US00D719363S

(12) **United States Design Patent**  
**Marks**

(10) **Patent No.:** **US D719,363 S**

(45) **Date of Patent:** **\*\* Dec. 16, 2014**

(54) **RACK DIVIDER**

(71) Applicant: **Sanford Geoffrey Marks**, No  
Hollywood, CA (US)

(72) Inventor: **Sanford Geoffrey Marks**, No  
Hollywood, CA (US)

(\*\*) Term: **14 Years**

(21) Appl. No.: **29/472,683**

(22) Filed: **Nov. 14, 2013**

(51) **LOC (10) Cl.** ..... **06-08**

(52) **U.S. Cl.**  
USPC ..... **D6/318**

(58) **Field of Classification Search**  
USPC ..... D6/315-328; 223/85-98; 211/10, 13.1,  
211/85.2, 87.01, 113  
See application file for complete search history.

(56) **References Cited**

U.S. PATENT DOCUMENTS

D243,055 S \* 1/1977 Blumberg ..... D6/315  
D323,587 S \* 2/1992 Primeau ..... D6/327

D368,168 S \* 3/1996 Bennett ..... D6/323  
D519,157 S \* 4/2006 Balatti ..... D19/86  
D560,372 S \* 1/2008 Lee ..... D6/315  
D633,310 S \* 3/2011 Song et al. .... D6/315  
D694,026 S \* 11/2013 Berger ..... D6/318

\* cited by examiner

*Primary Examiner* — Derrick Holland

*Assistant Examiner* — Lauren Calve

(74) *Attorney, Agent, or Firm* — Kelly & Kelley, LLP

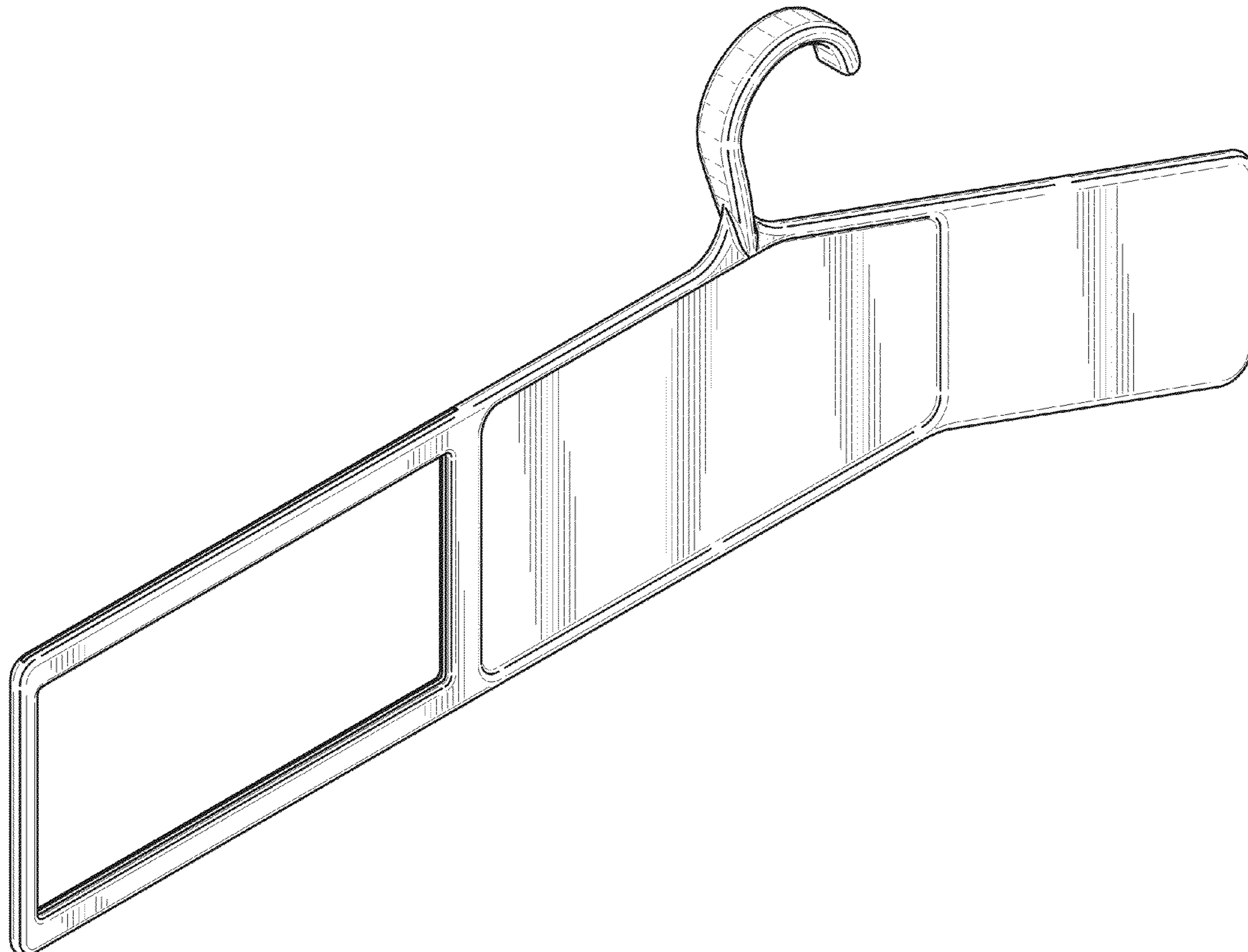
(57) **CLAIM**

The ornamental design for a rack divider, as shown and described.

**DESCRIPTION**

FIG. 1 is a top, front, and left side perspective view of a rack divider embodying my new design;  
FIG. 2 is a front view thereof, the rear view is a mirror image of the front view;  
FIG. 3 is a left side view thereof;  
FIG. 4 is a right side view thereof;  
FIG. 5 is a top view thereof; and,  
FIG. 6 is a bottom view thereof.

**1 Claim, 3 Drawing Sheets**



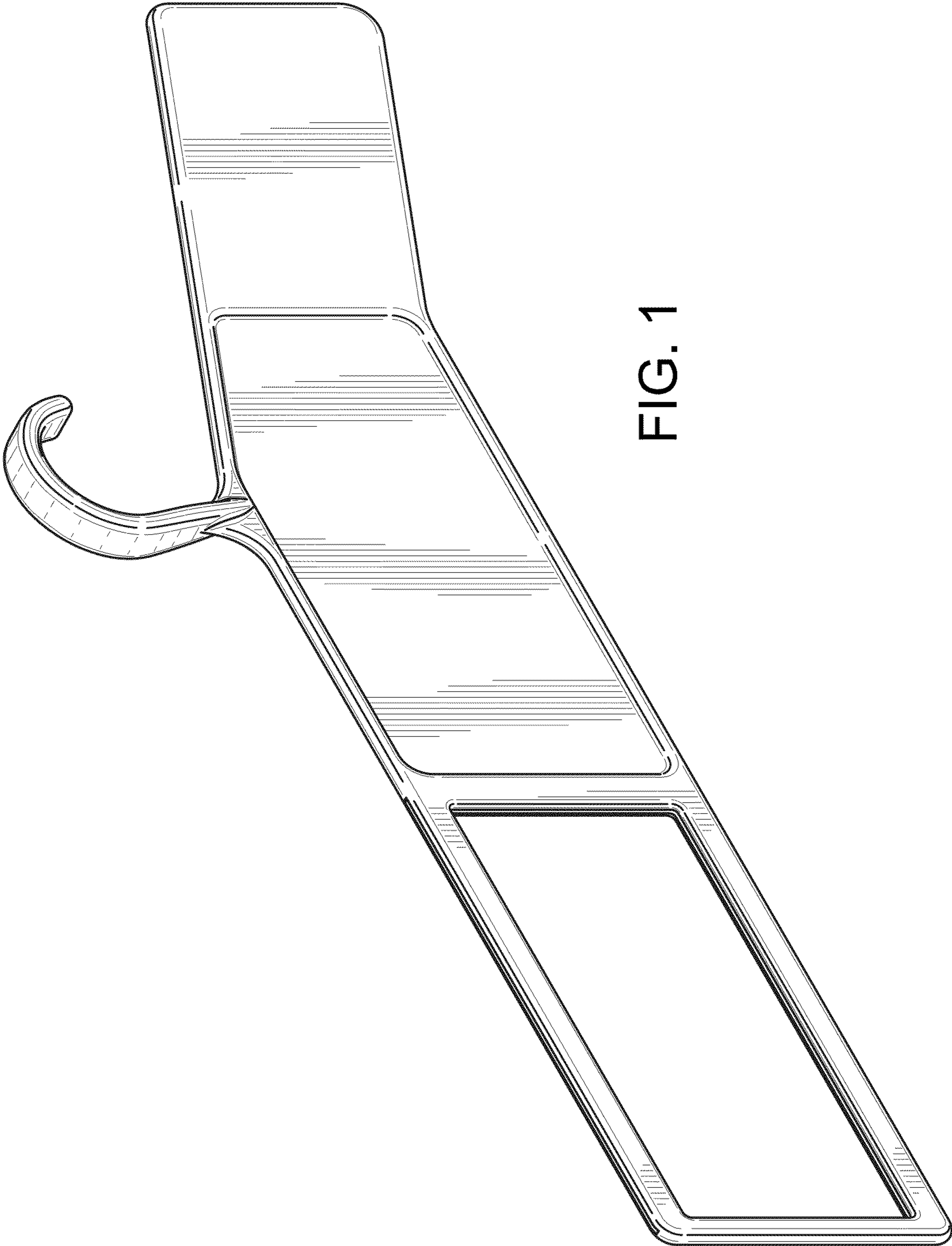


FIG. 1

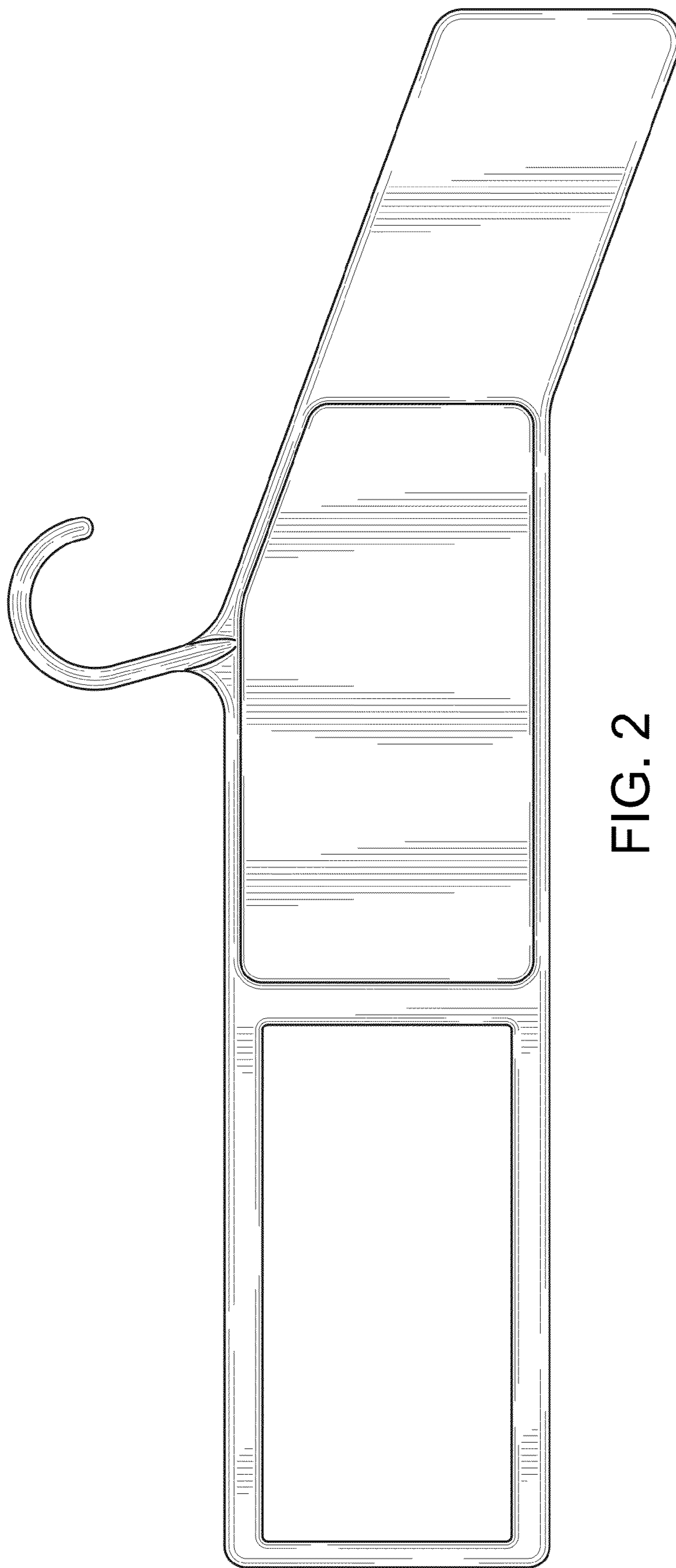


FIG. 2



FIG. 3

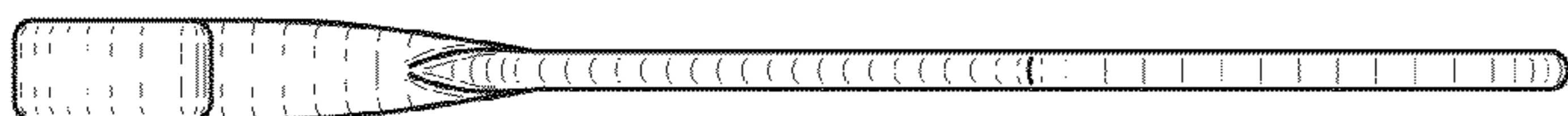


FIG. 4




FIG. 5

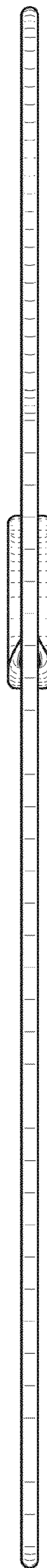


FIG. 6