



US00D719339S

(12) **United States Design Patent**
Lee

(10) **Patent No.:** **US D719,339 S**
(45) **Date of Patent:** **** Dec. 16, 2014**

(54) **NO TIE SHOELACE DEVICE**

(71) Applicant: **Cheng-Yung Lee**, Tainan (TW)

(72) Inventor: **Cheng-Yung Lee**, Tainan (TW)

(**) Term: **14 Years**

(21) Appl. No.: **29/446,716**

(22) Filed: **Feb. 27, 2013**

(30) **Foreign Application Priority Data**

Jan. 29, 2013 (TW) 102300772

(51) **LOC (10) Cl.** **02-07**

(52) **U.S. Cl.**
USPC **D2/978**

(58) **Field of Classification Search**
USPC D2/909-912, 946, 976, 978; D8/349,
D8/354, 356, 367; D11/3, 4, 6, 11, 89,
D11/200; 24/712.1, 713.3, 713.9, 714.6;
36/50.1, 52; 40/636

See application file for complete search history.

(56) **References Cited**

U.S. PATENT DOCUMENTS

108,491	A *	10/1870	Lee	24/626
2,289,225	A *	7/1942	Tonai	24/300
5,214,826	A *	6/1993	Fortune	24/575.1
D510,183	S *	10/2005	Tresser	D2/978
2009/0260267	A1 *	10/2009	Evans	40/636
2010/0325849	A1 *	12/2010	Clayton	24/713.6

* cited by examiner

Primary Examiner — Stella Reid

Assistant Examiner — Janice Lim

(74) *Attorney, Agent, or Firm* — Leong C. Lei

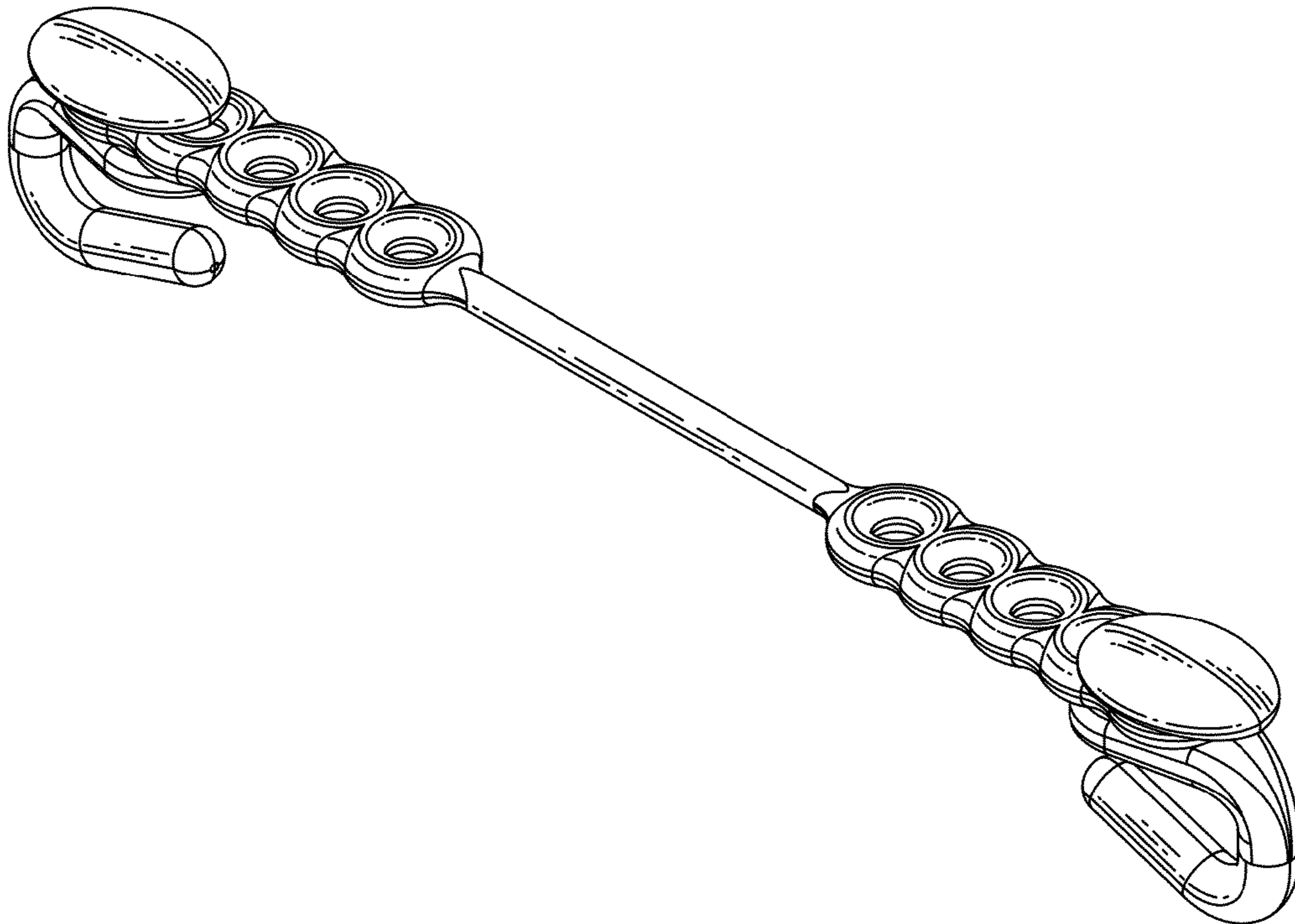
(57) **CLAIM**

The ornamental design for a no tie shoelace device, as shown and described.

DESCRIPTION

FIG. 1 is a front perspective view of a no tie shoelace device showing my new design;
FIG. 2 is a front elevational view thereof;
FIG. 3 is a rear elevational view thereof;
FIG. 4 is a left elevational view thereof;
FIG. 5 is a right elevational view thereof;
FIG. 6 is a top plan view thereof; and,
FIG. 7 is a bottom plan view thereof.

1 Claim, 4 Drawing Sheets



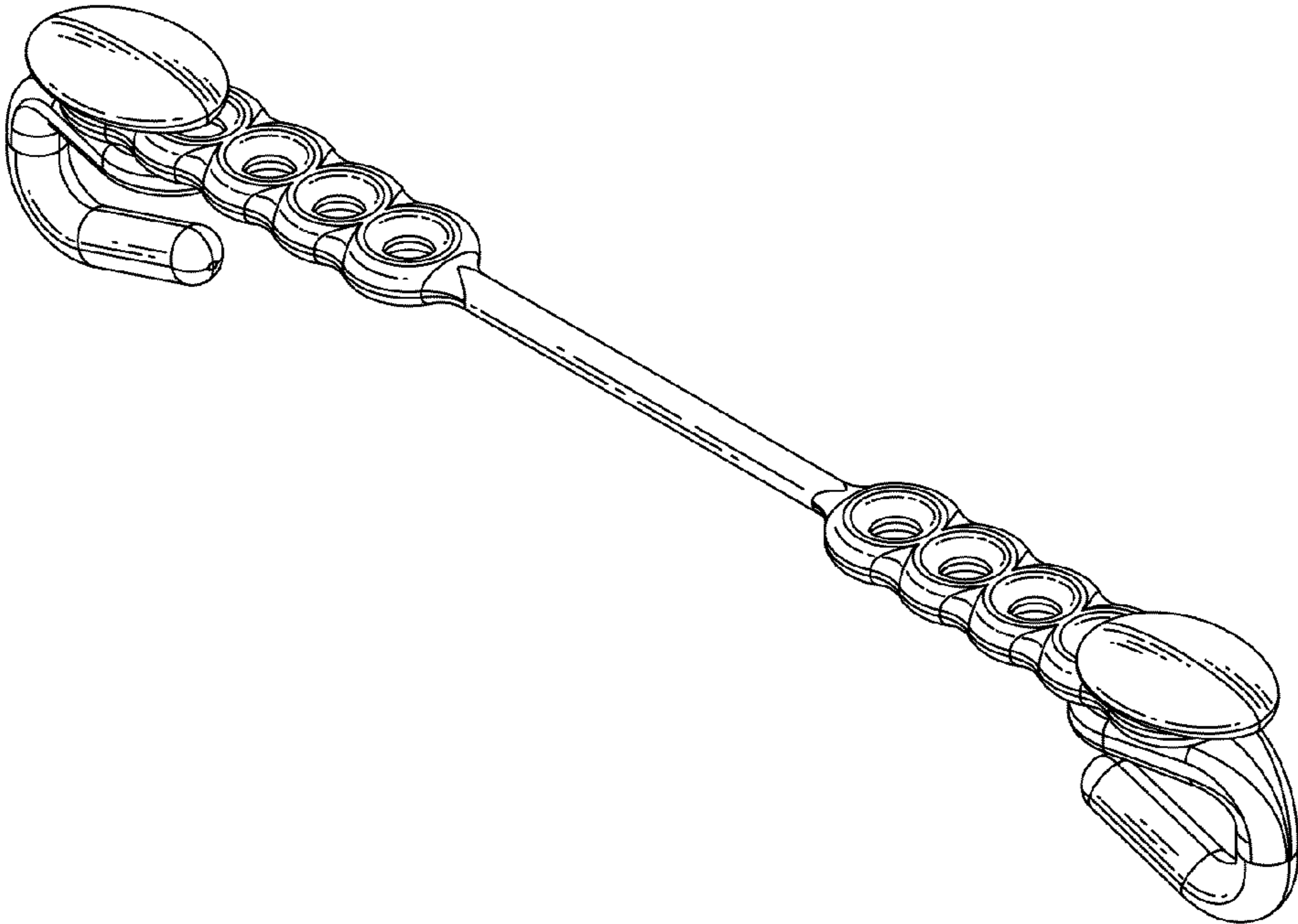


FIG.1

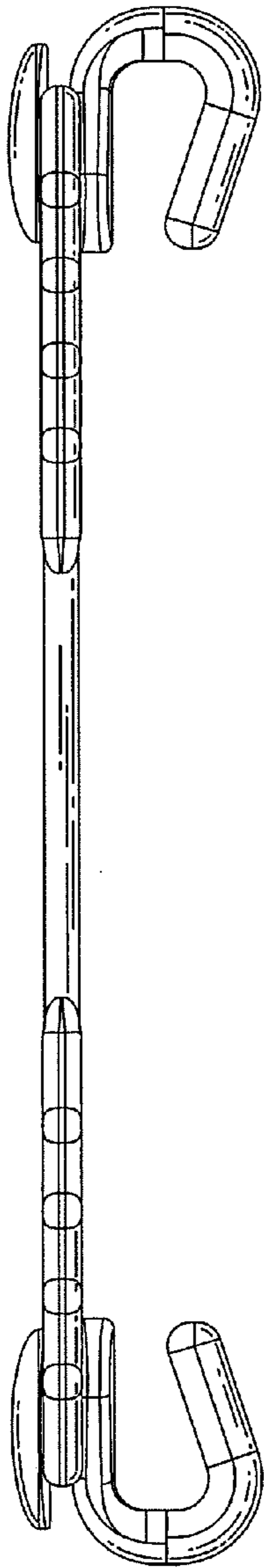


FIG. 2

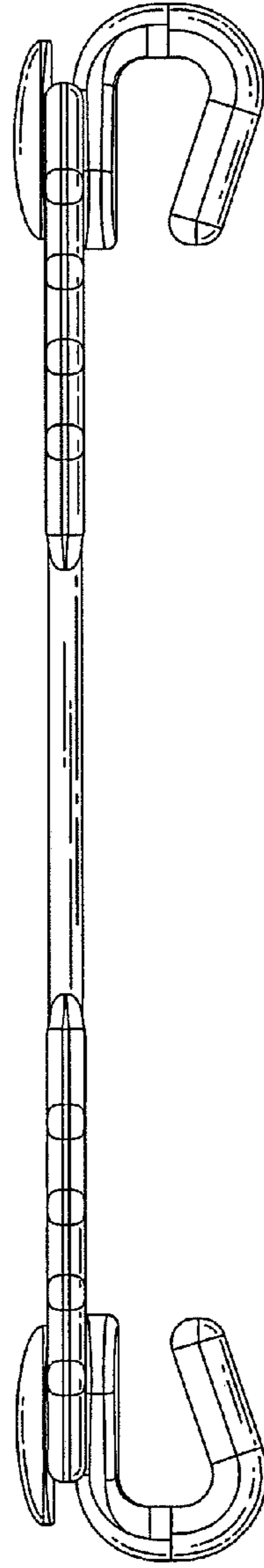


FIG. 3

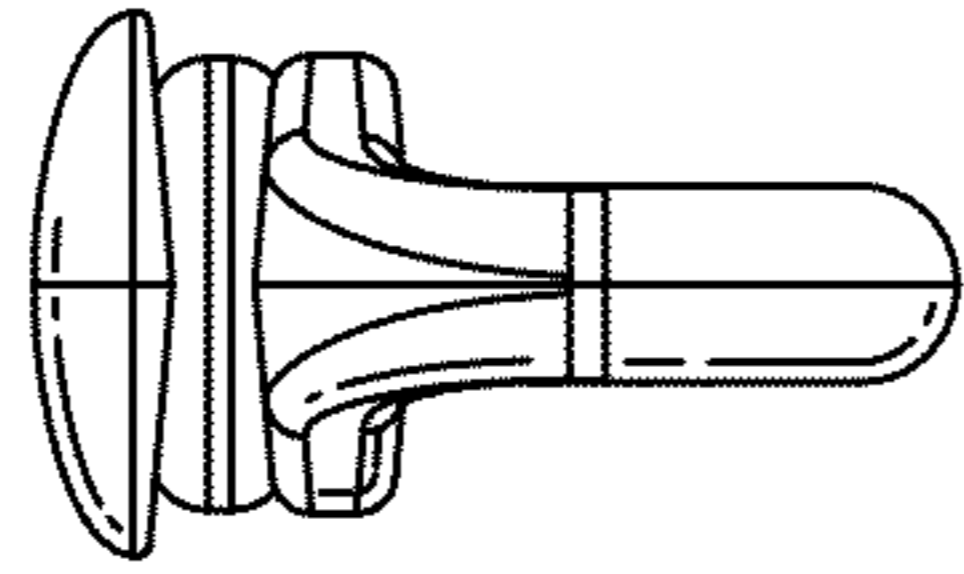


FIG.5

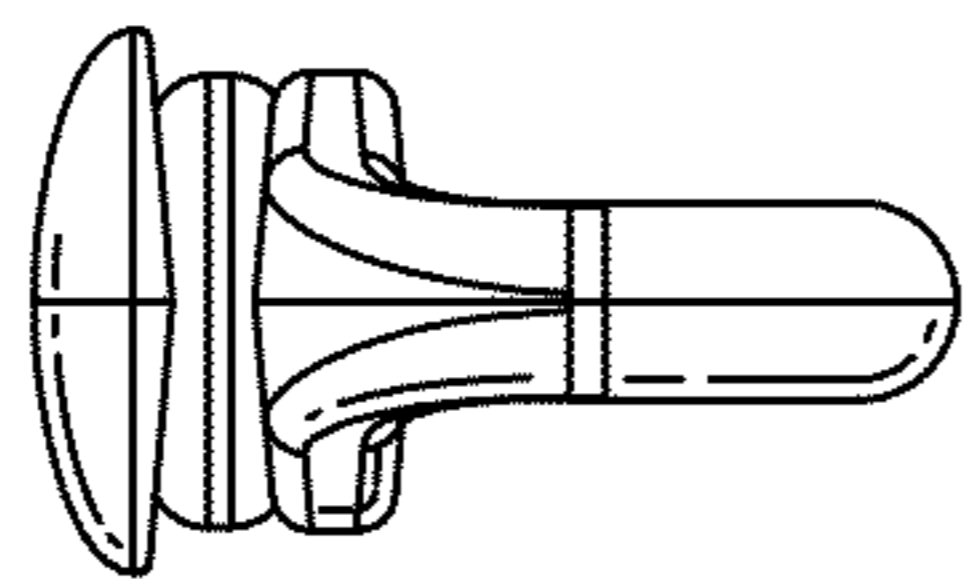


FIG.4

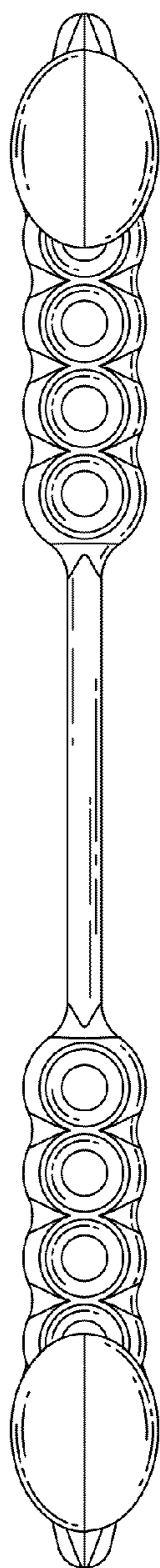


FIG. 6

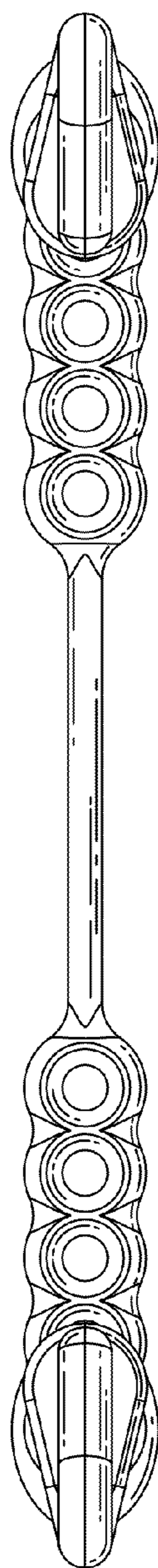


FIG. 7