



US00D719329S

(12) **United States Design Patent**  
**Smith et al.**

(10) **Patent No.:** **US D719,329 S**  
(45) **Date of Patent:** **\*\* Dec. 16, 2014**

(54) **FOOTWEAR**

(71) Applicant: **Payless ShoeSource Worldwide, Inc.**,  
Topeka, KS (US)

(72) Inventors: **Justin Smith**, Brooklyn, NY (US);  
**Michael Mann Langfitt**, Topeka, KS  
(US)

(73) Assignee: **Payless ShoeSource Worldwide, Inc.**,  
Topeka, KS (US)

(\*\*) Term: **14 Years**

(21) Appl. No.: **29/433,632**

(22) Filed: **Oct. 2, 2012**

(51) **LOC (10) Cl.** ..... **02-04**

(52) **U.S. Cl.**  
USPC ..... **D2/954**; D2/951; D2/955

(58) **Field of Classification Search**  
USPC ..... D2/902, 906, 908, 916, 918, 925,  
D2/946-962, 977; 36/3 B, 22 R, 24.5, 25 R,  
36/28, 32 R, 34 R, 59 C, 67 A, 103  
See application file for complete search history.

(56) **References Cited**

**U.S. PATENT DOCUMENTS**

D241,988 S *	10/1976	Famolare .....	D2/955
D458,739 S *	6/2002	Merceron .....	D2/954
D539,516 S *	4/2007	McClaskie .....	D2/955
D651,788 S *	1/2012	Raysse .....	D2/954
D655,901 S *	3/2012	Raysse .....	D2/954
D661,882 S *	6/2012	Raysse .....	D2/954
D662,295 S *	6/2012	Raysse .....	D2/954
D662,301 S *	6/2012	Raysse .....	D2/969
D663,927 S *	7/2012	Teng-Lee .....	D2/947
D663,929 S *	7/2012	Teng-Lee .....	D2/954
D667,618 S *	9/2012	Raysse .....	D2/954
D679,488 S *	4/2013	Raysse .....	D2/954

D680,312 S *	4/2013	Raysse .....	D2/954
D682,522 S *	5/2013	Raysse .....	D2/956
D683,941 S *	6/2013	Raysse .....	D2/954
D685,984 S *	7/2013	Raysse .....	D2/954
D693,550 S *	11/2013	Montross et al. ....	D2/954
D693,551 S *	11/2013	Montross et al. ....	D2/954
D707,930 S *	7/2014	Raysse .....	D2/954
D708,430 S *	7/2014	Weeks .....	D2/956
2012/0073160 A1 *	3/2012	Marvin et al. ....	36/28
2013/0152428 A1 *	6/2013	Bishop et al. ....	36/103
2014/0013617 A1 *	1/2014	Montross et al. ....	36/28
2014/0013626 A1 *	1/2014	James et al. ....	36/103

\* cited by examiner

*Primary Examiner* — T. Chase Nelson

(74) *Attorney, Agent, or Firm* — Honigman Miller Schwartz  
and Cohn LLP

(57) **CLAIM**

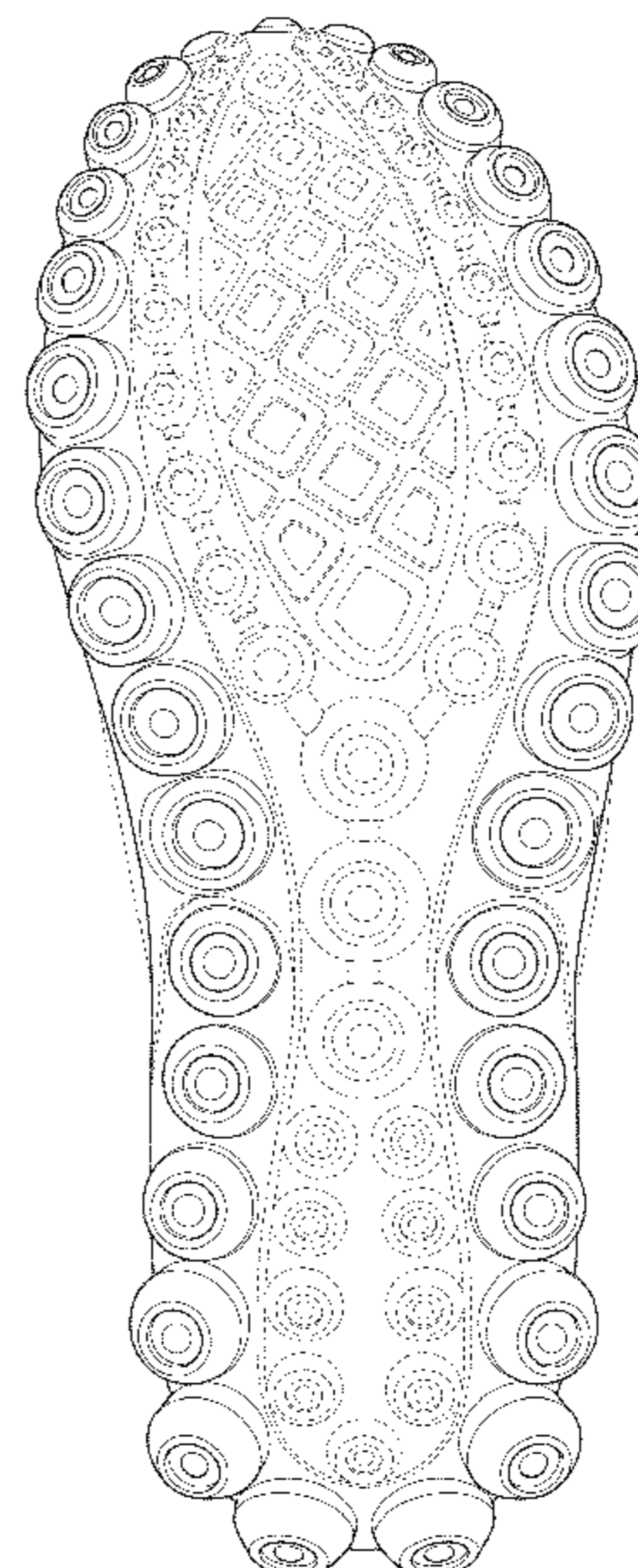
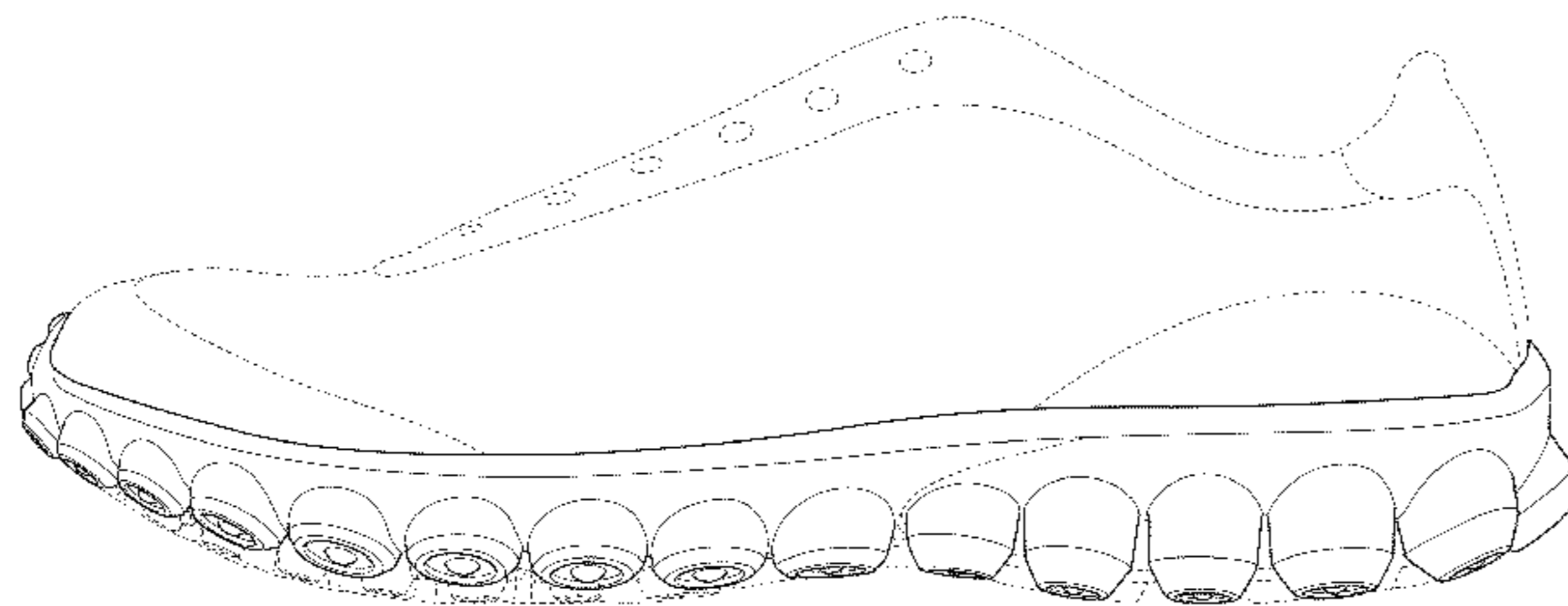
The ornamental design for footwear, as shown and described.

**DESCRIPTION**

FIG. 1 is a front top perspective view of a first embodiment of footwear, showing our new design;  
 FIG. 2 is a side bottom perspective view thereof;  
 FIG. 3 is a medial side view thereof;  
 FIG. 4 is a lateral side view thereof;  
 FIG. 5 is a front view thereof;  
 FIG. 6 is a rear view thereof;  
 FIG. 7 is a top plan view thereof; and,  
 FIG. 8 is a bottom plan view thereof.

The drawings show the design of a first embodiment of footwear suitable for being worn on a left foot. The ornamental design also includes the mirror images of the drawings, i.e., the design of footwear suitable for being worn on the right foot, which is a second embodiment of the design. Portions shown in dashed lines depict portions of the footwear that form no part of the claimed design.

**1 Claim, 7 Drawing Sheets**






FIG. 1

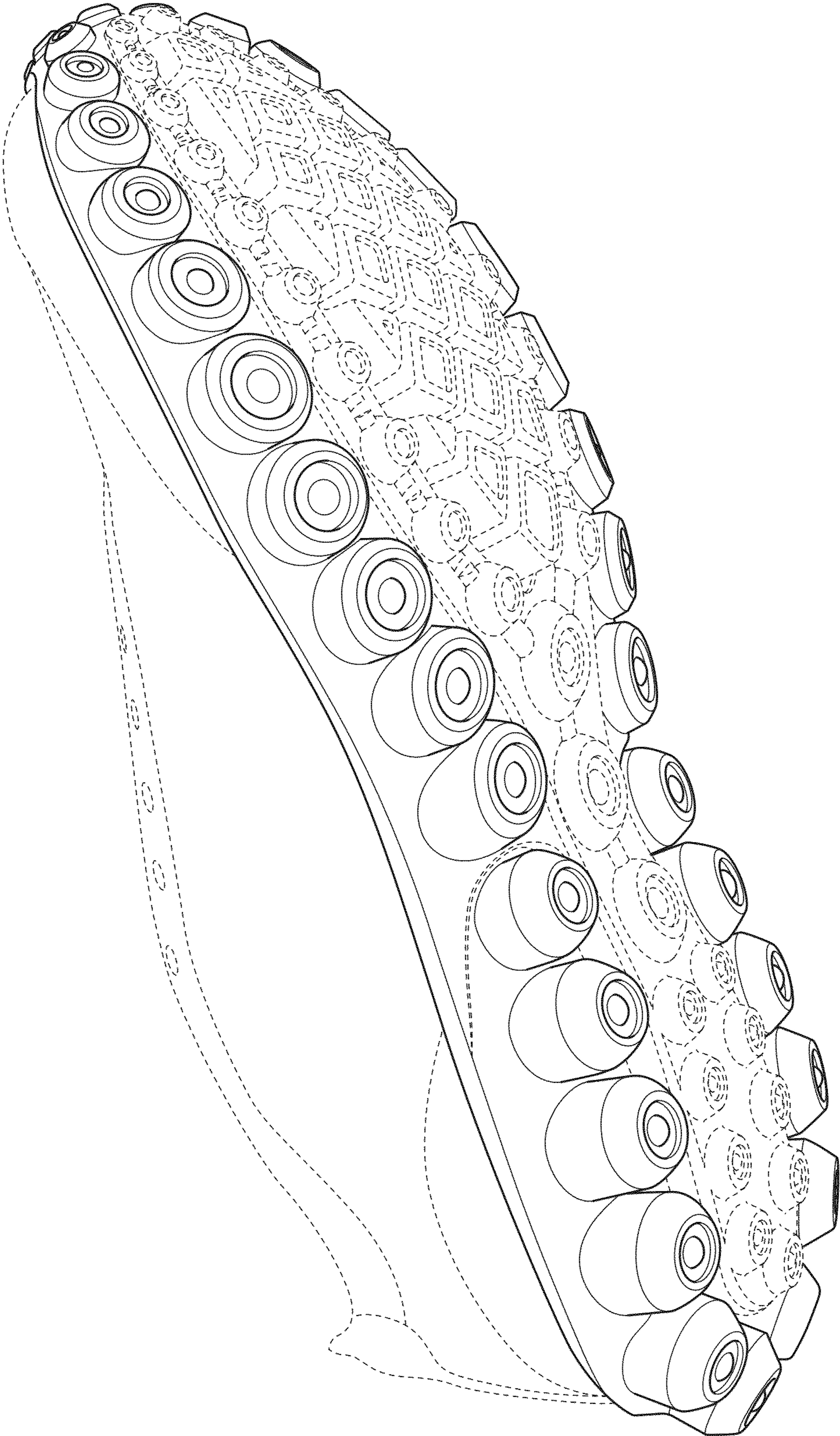


FIG. 2

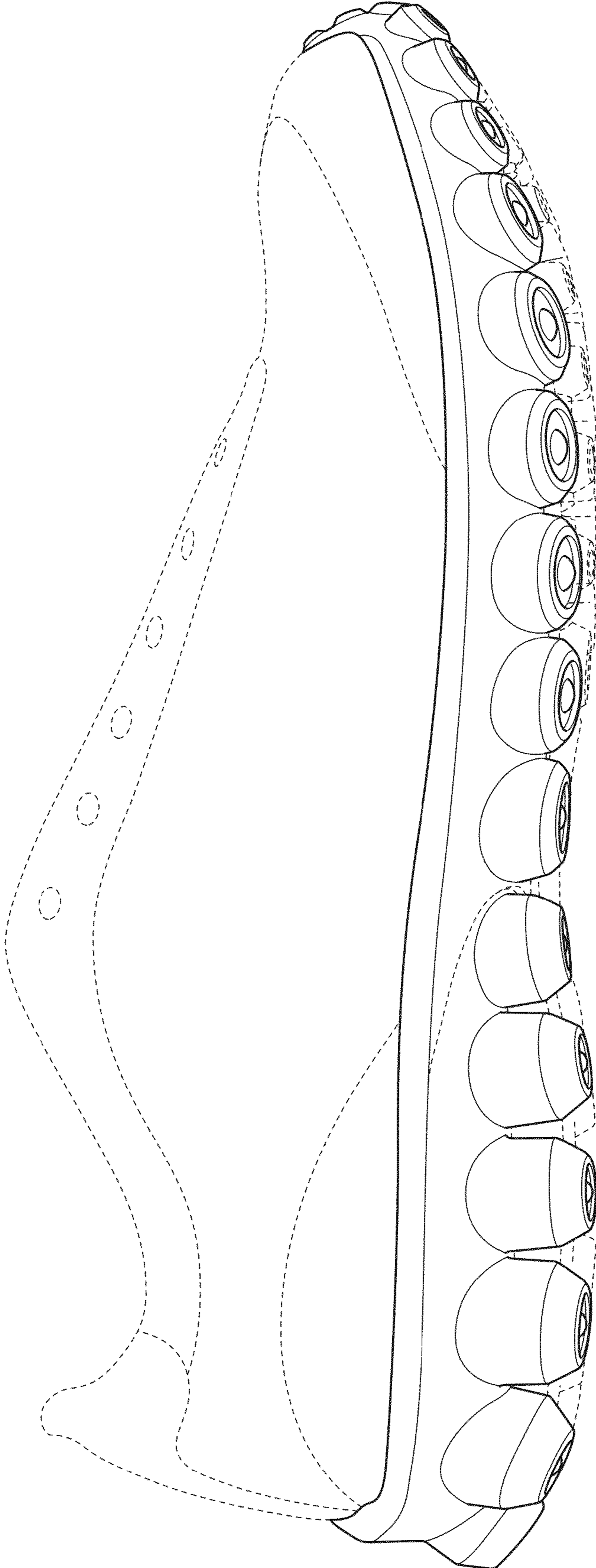


FIG. 3

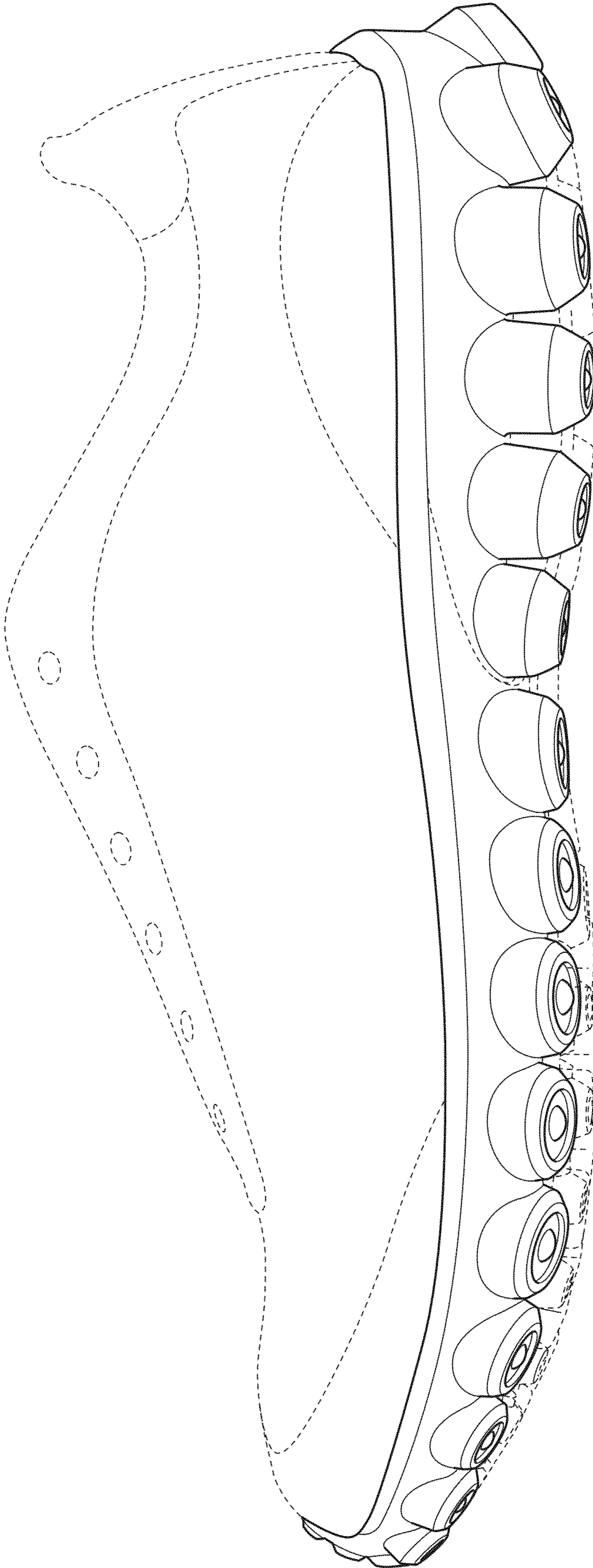


FIG. 4

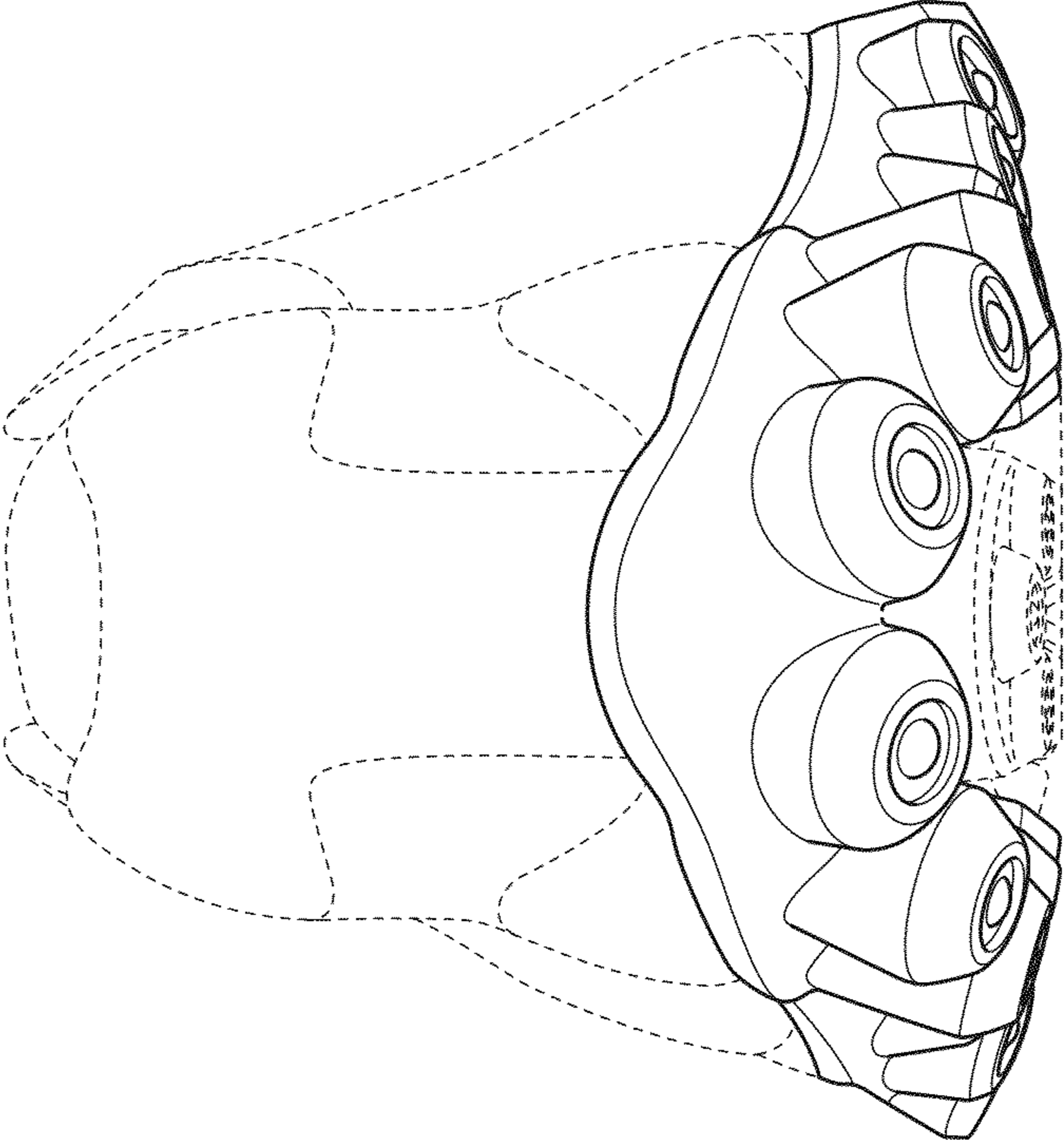


FIG. 6

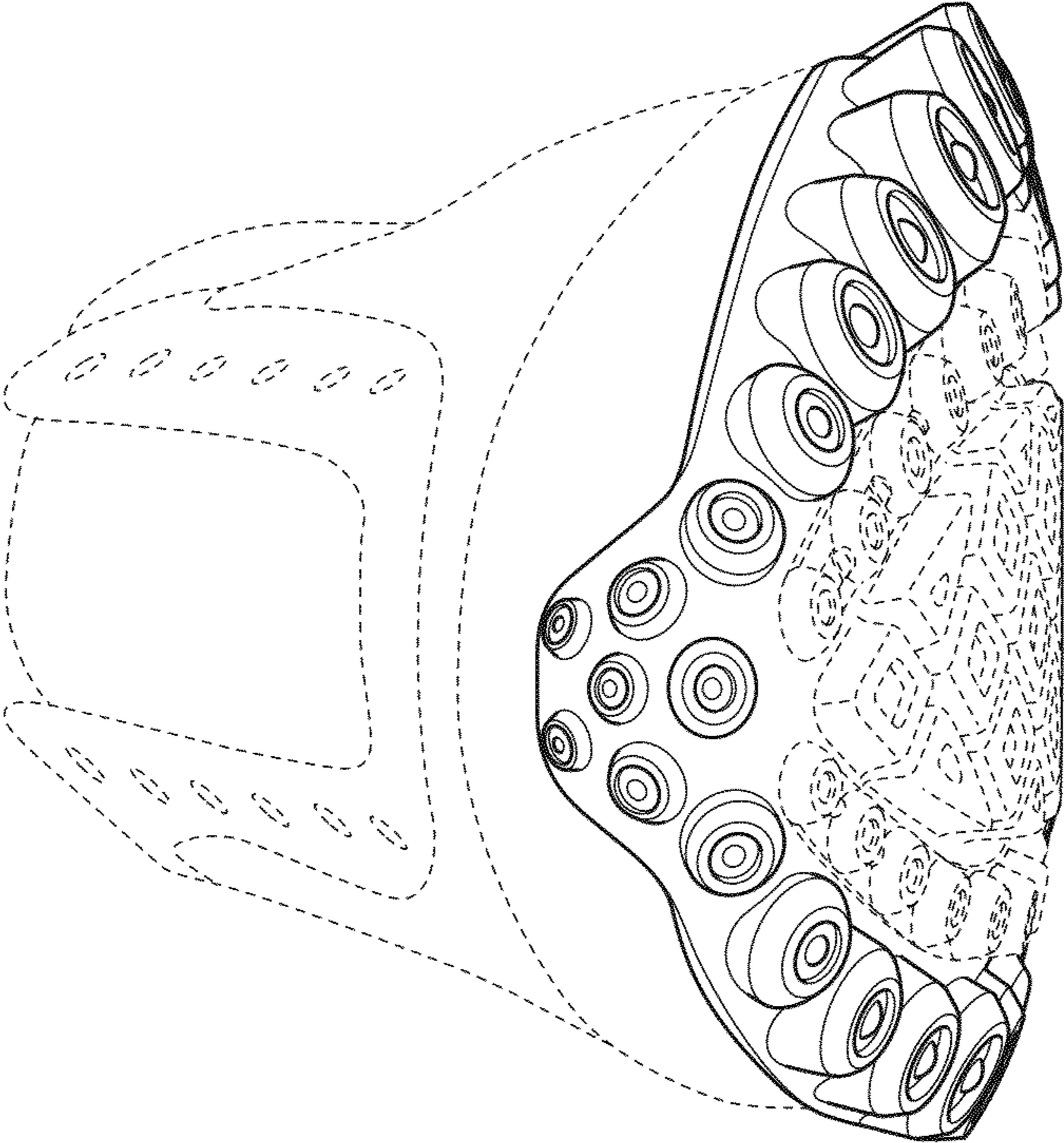


FIG. 5

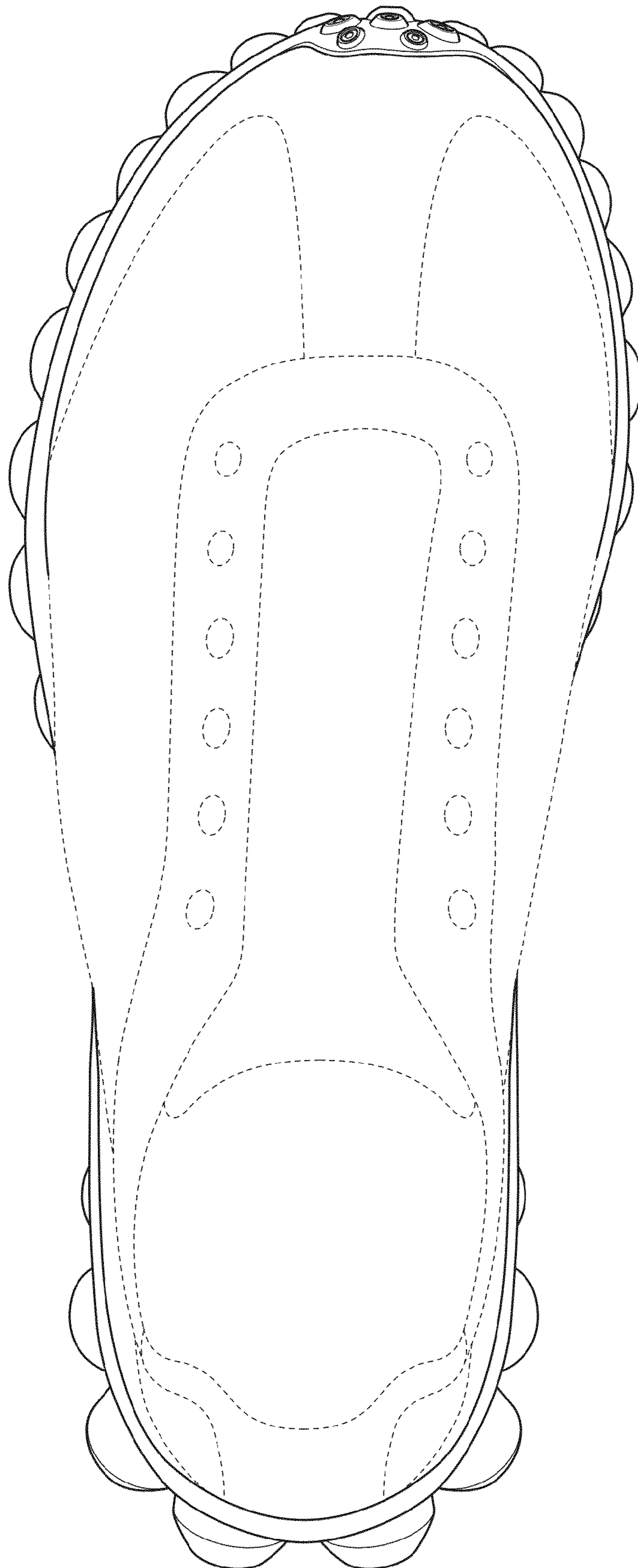


FIG. 7

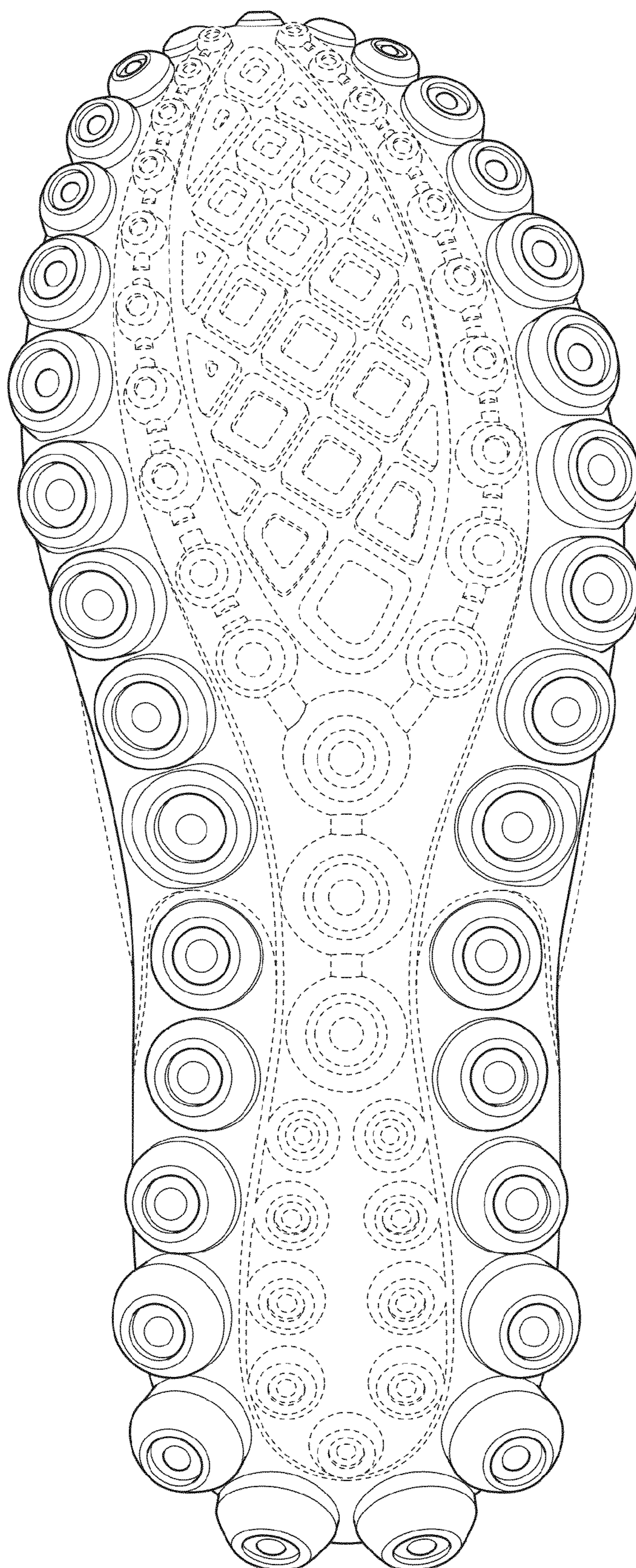


FIG. 8