



US00D719320S

(12) **United States Design Patent**
Bisson

(10) **Patent No.:** **US D719,320 S**
(45) **Date of Patent:** **** Dec. 16, 2014**

(54) **BOOT**
(71) Applicant: **Les Chaussures STC Inc., Anjou (CA)**
(72) Inventor: **Michel Bisson, Blainville (CA)**
(73) Assignee: **Les Chaussures STC Inc., Anjou, QC (CA)**
(**) Term: **14 Years**
(21) Appl. No.: **29/460,618**
(22) Filed: **Jul. 12, 2013**

D386,294 S * 11/1997 Brooks et al. D2/970
D449,152 S * 10/2001 Besko D2/911
D533,985 S * 12/2006 Belley et al. D2/969
D543,346 S * 5/2007 Belley et al. D2/970

FOREIGN PATENT DOCUMENTS

JP 0139423 7/1958

* cited by examiner

Primary Examiner — Ian Simmons

Assistant Examiner — Rashida C McCoy

(74) *Attorney, Agent, or Firm* — Norton Rose Fulbright Canada LLP

(30) **Foreign Application Priority Data**

Jan. 16, 2013 (CA) 149450

(51) **LOC (10) Cl.** **02-04**

(52) **U.S. Cl.**
USPC **D2/910**

(58) **Field of Classification Search**
USPC D2/896, 900, 909–911, 920, 943, 946,
D2/969, 970, 974; 36/83, 1.5, 2 R, 109, 3 A,
36/7.1 R, 45, 52, 112, 100
See application file for complete search history.

(57) **CLAIM**

The ornamental design for a boot, as shown and described.

DESCRIPTION

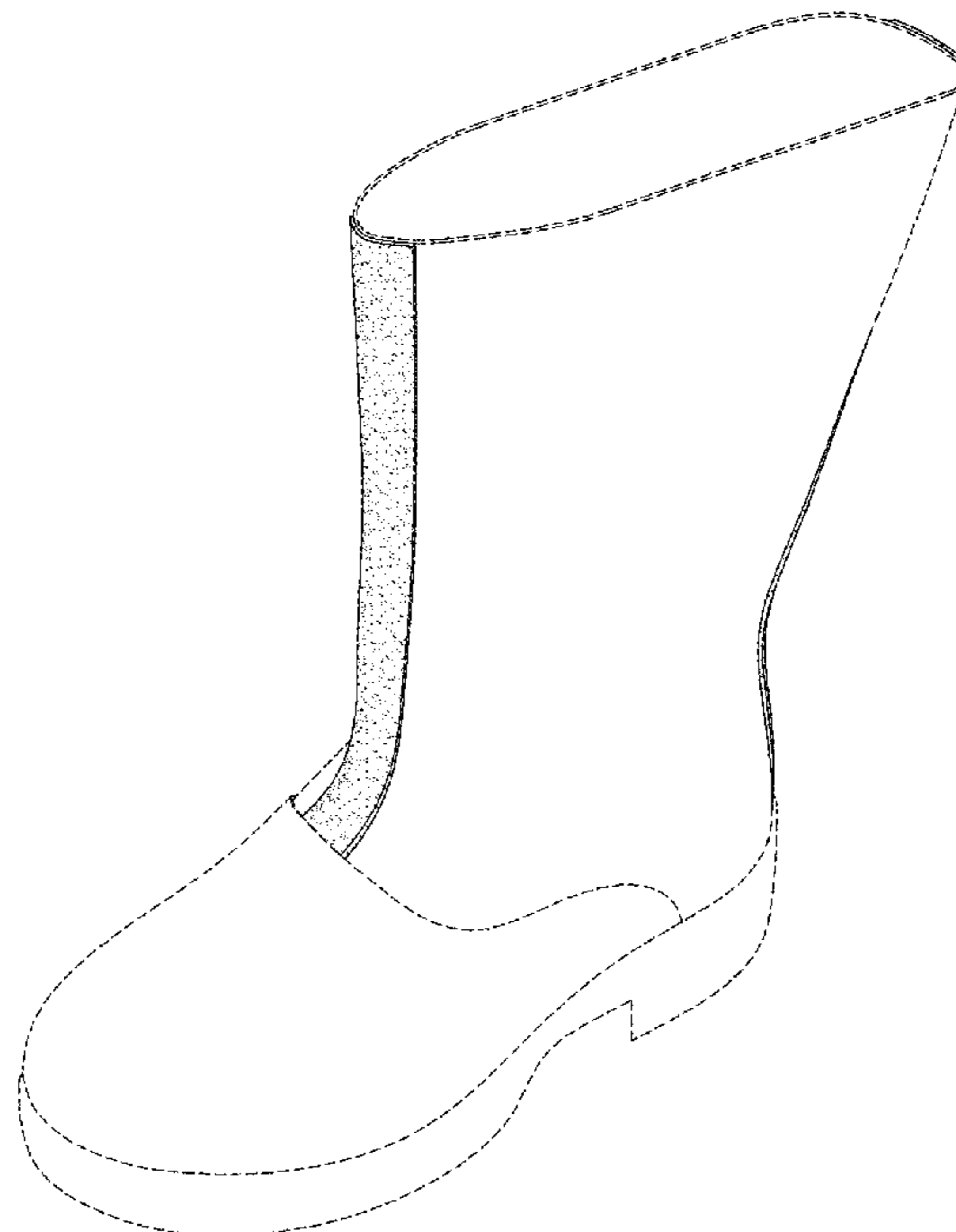
FIG. 1 is a front perspective view of the boot according to the design;
FIG. 2 is a right side elevational view thereof;
FIG. 3 is a left side elevational view thereof;
FIG. 4 is a front elevational view thereof;
FIG. 5 is a rear elevational view thereof;
FIG. 6 is a top plan view thereof; and,
FIG. 7 is a bottom plan view thereof.
The portions of the boot shown in broken lines form no part of the claimed design.

(56) **References Cited**

U.S. PATENT DOCUMENTS

2,498,437 A * 2/1950 Hollier 36/4
D380,592 S * 7/1997 Whittington D2/910

1 Claim, 5 Drawing Sheets



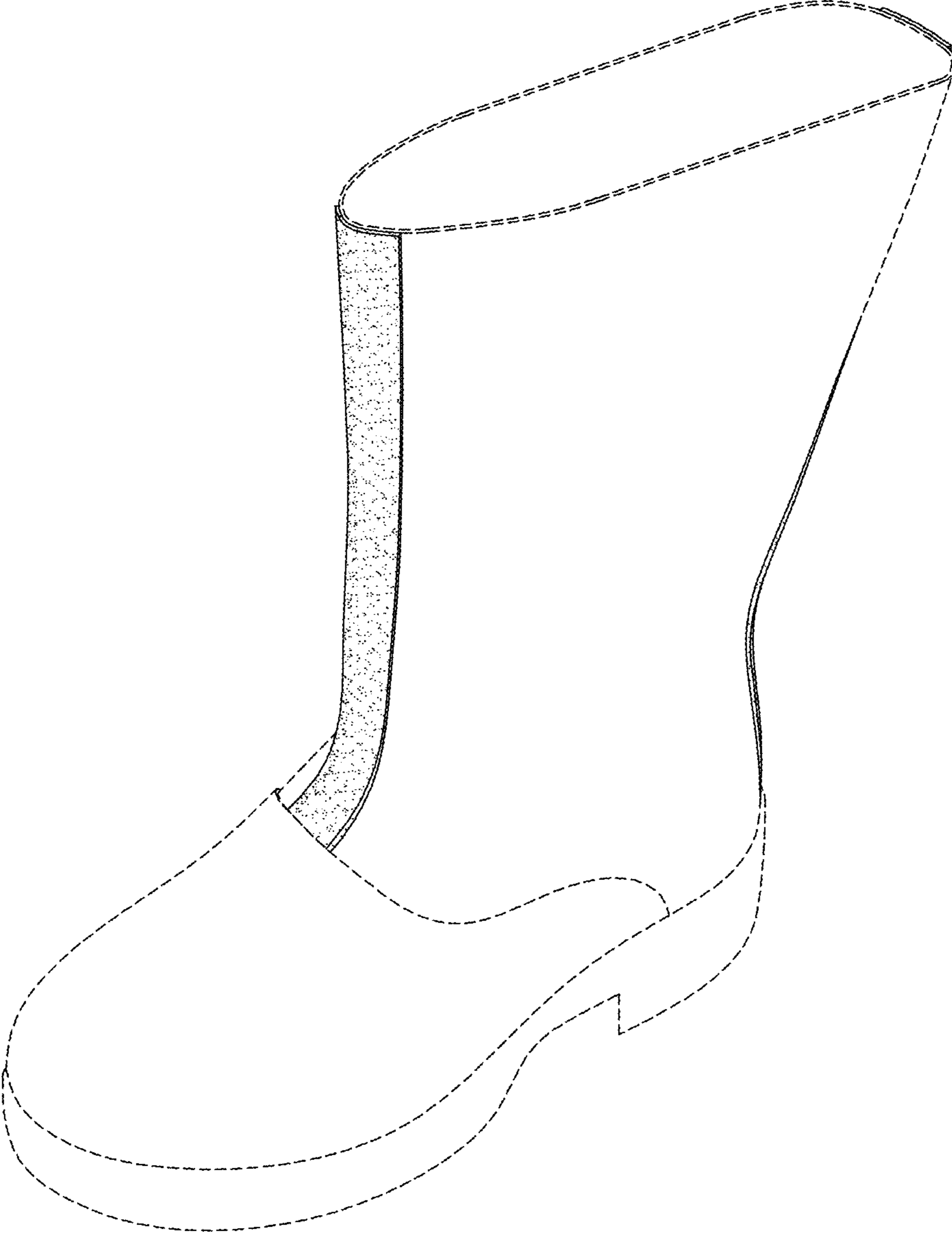


FIG. 1



FIG. 2



FIG. 3

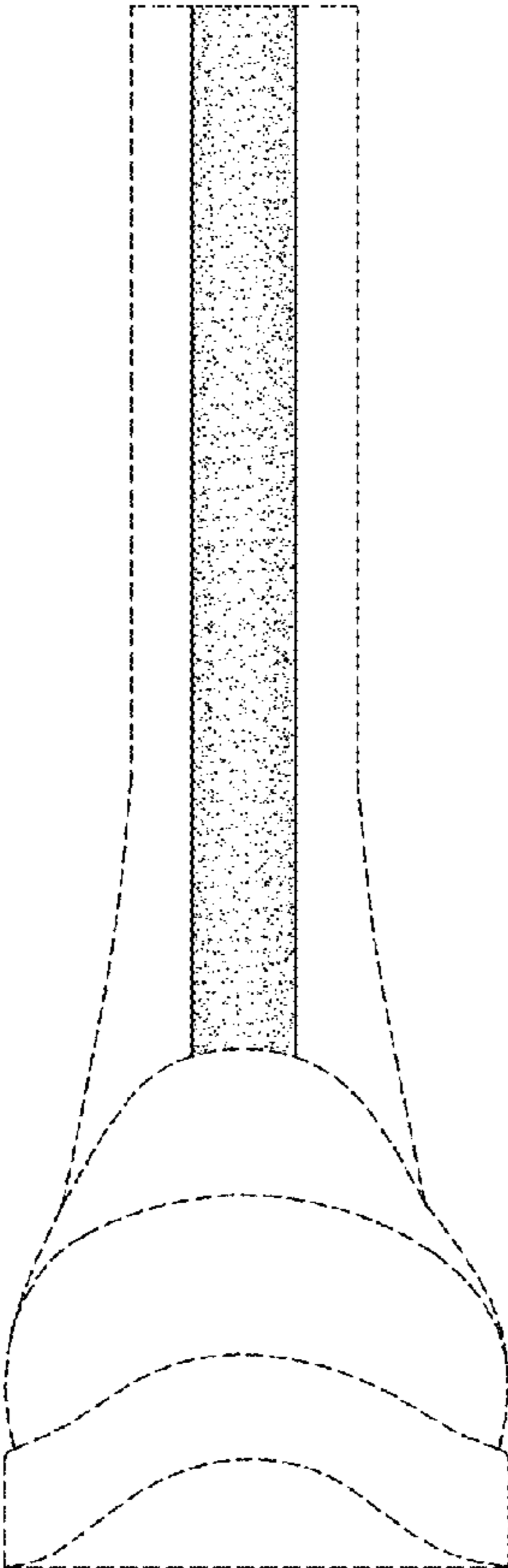


FIG. 4

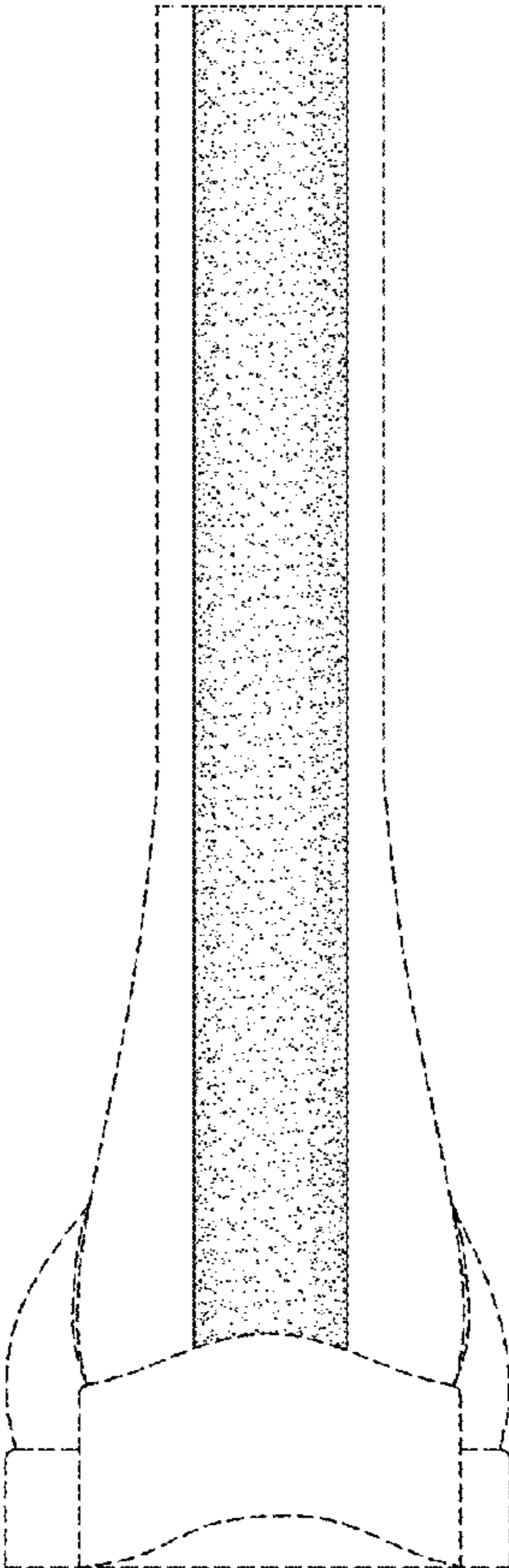


FIG. 5

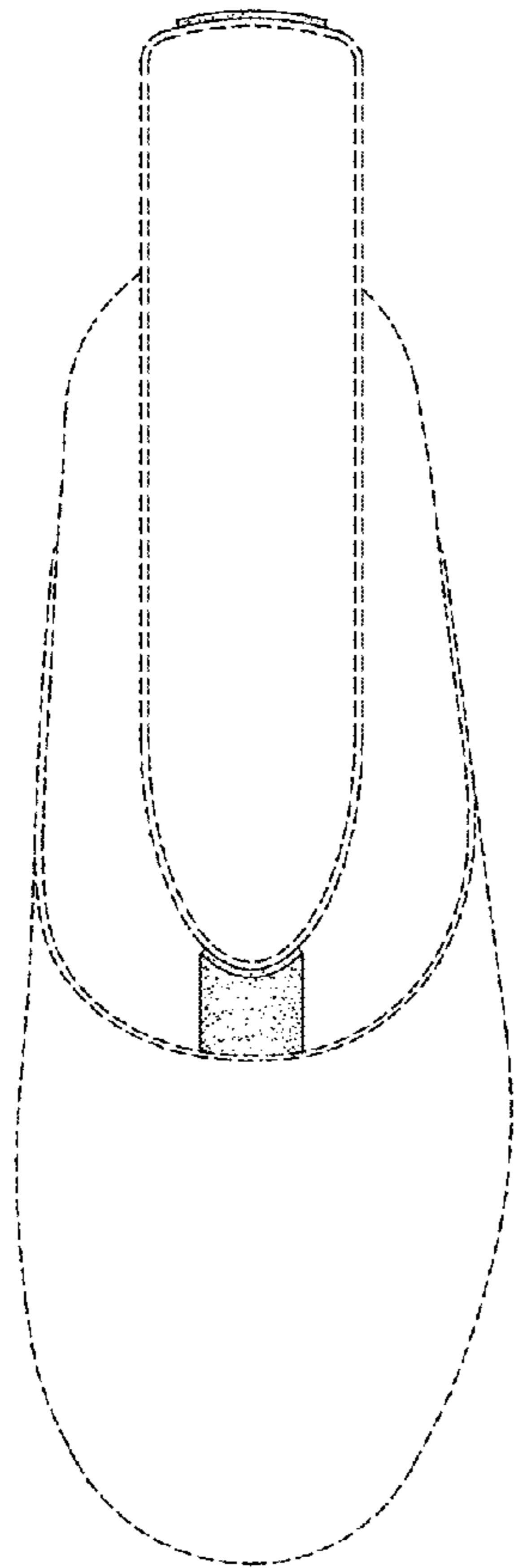


Fig. 6

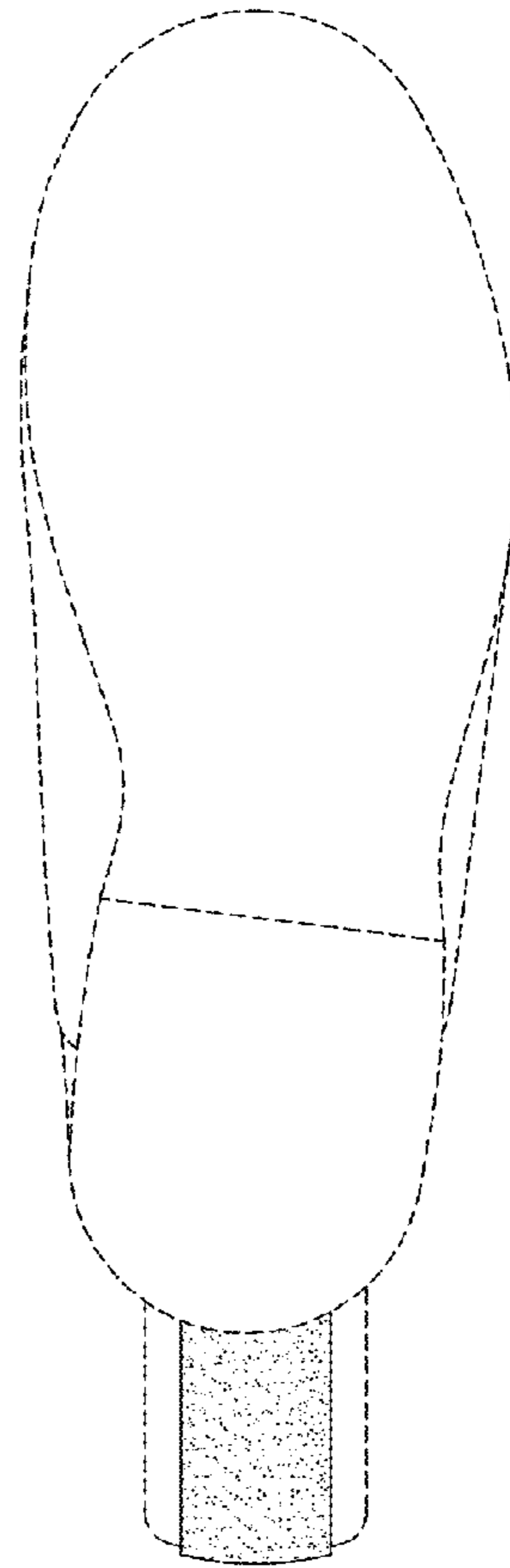


Fig. 7