



US00D719316S

(12) **United States Design Patent**
Stroud et al.

(10) **Patent No.:** **US D719,316 S**

(45) **Date of Patent:** **** Dec. 16, 2014**

- (54) **PAD**
- (71) Applicants: **Annette Marie Stroud**, Chattanooga, TN (US); **Johnny Brown**, Chattanooga, TN (US)
- (72) Inventors: **Annette Marie Stroud**, Chattanooga, TN (US); **Johnny Brown**, Chattanooga, TN (US)

D337,075 S *	7/1993	Powell	D11/200
D341,712 S *	11/1993	Fulcher	D2/639
D343,284 S *	1/1994	Jaramillo	D2/639
D365,912 S *	1/1996	Fulcher et al.	D2/639
5,566,871 A *	10/1996	Weintraub	224/264
D387,187 S *	12/1997	Connor et al.	D2/639
D465,324 S *	11/2002	Matthew	D3/226
7,121,628 B2 *	10/2006	Lo	297/482
D553,328 S *	10/2007	King	D2/624
D593,448 S *	6/2009	Smith et al.	D11/200
D616,790 S *	6/2010	Mear	D11/200

(**) Term: **14 Years**

* cited by examiner

(21) Appl. No.: **29/437,063**

Primary Examiner — Ralf Seifert

(22) Filed: **Nov. 13, 2012**

(74) *Attorney, Agent, or Firm* — Frank Marino

(51) **LOC (10) Cl.** **02-07**

(57) **CLAIM**

The ornamental design for a pad, as shown and described.

(52) **U.S. Cl.**
USPC **D2/639; D11/200**

DESCRIPTION

(58) **Field of Classification Search**
CPC A41F 9/00; B60R 22/00
USPC D11/1-2, 200-201, 206-210, 214-218;
24/163 R, 169-171, 173, 177-179, 191,
24/194-195, 197, 200, 614-616, 625, 196,
24/593.1; 280/801.1, 733; D2/639, 624;
D21/630

FIG. 1 is a perspective view of a pad according to our new design;
 FIG. 2 is a front view of the pad of FIG. 1;
 FIG. 3 is a bottom view of the pad of FIG. 1, the top view being a mirror image thereof;
 FIG. 4 is a rear view of the pad of FIG. 1;
 FIG. 5 is a right side view of the pad of FIG. 1;
 FIG. 6 is a left side view of the pad of FIG. 1;
 FIG. 7 is a cross-sectional view of the pad of FIG. 1 taken at Line 7-7 of FIG. 2; and,
 FIG. 8 is a cross-sectional view of the pad of FIG. 1 taken at Line 8-8 of FIG. 2.

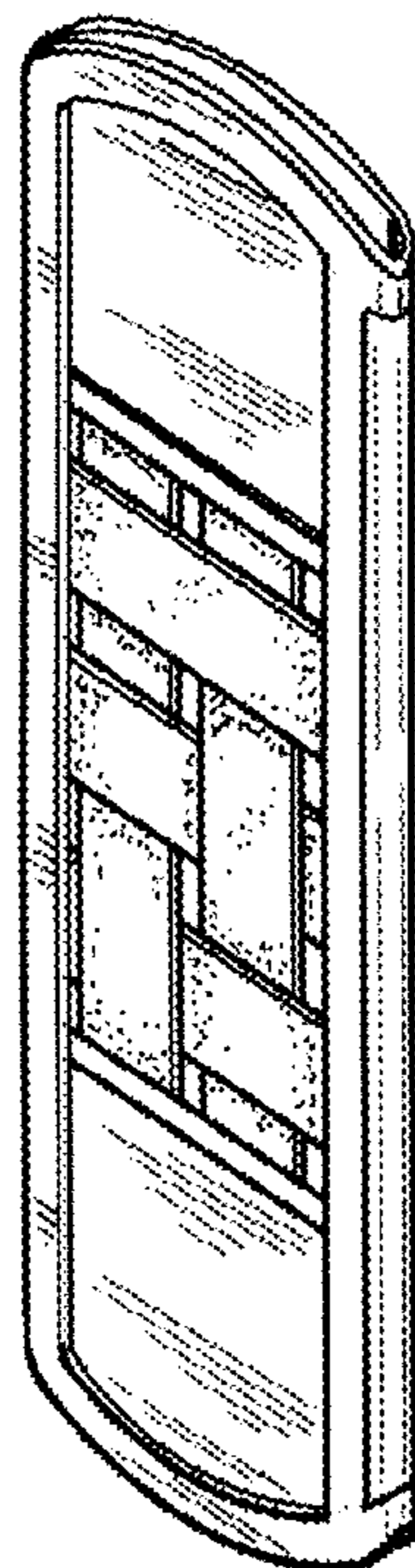
See application file for complete search history.

(56) **References Cited**

U.S. PATENT DOCUMENTS

D307,512 S *	5/1990	Woods	D2/639
D332,864 S *	2/1993	Hansen	D2/639

1 Claim, 1 Drawing Sheet



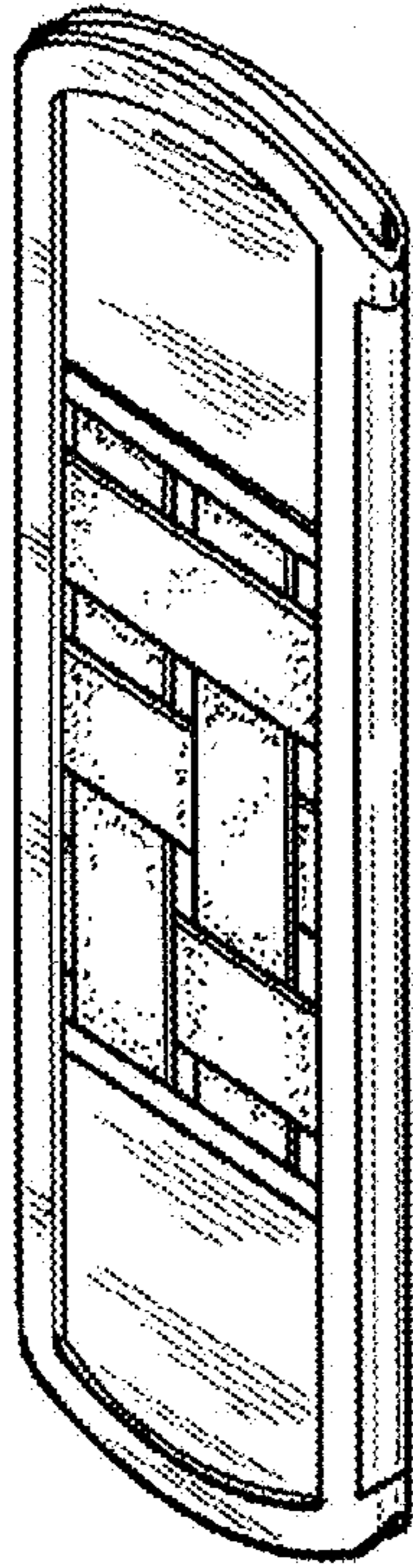


Fig. 1

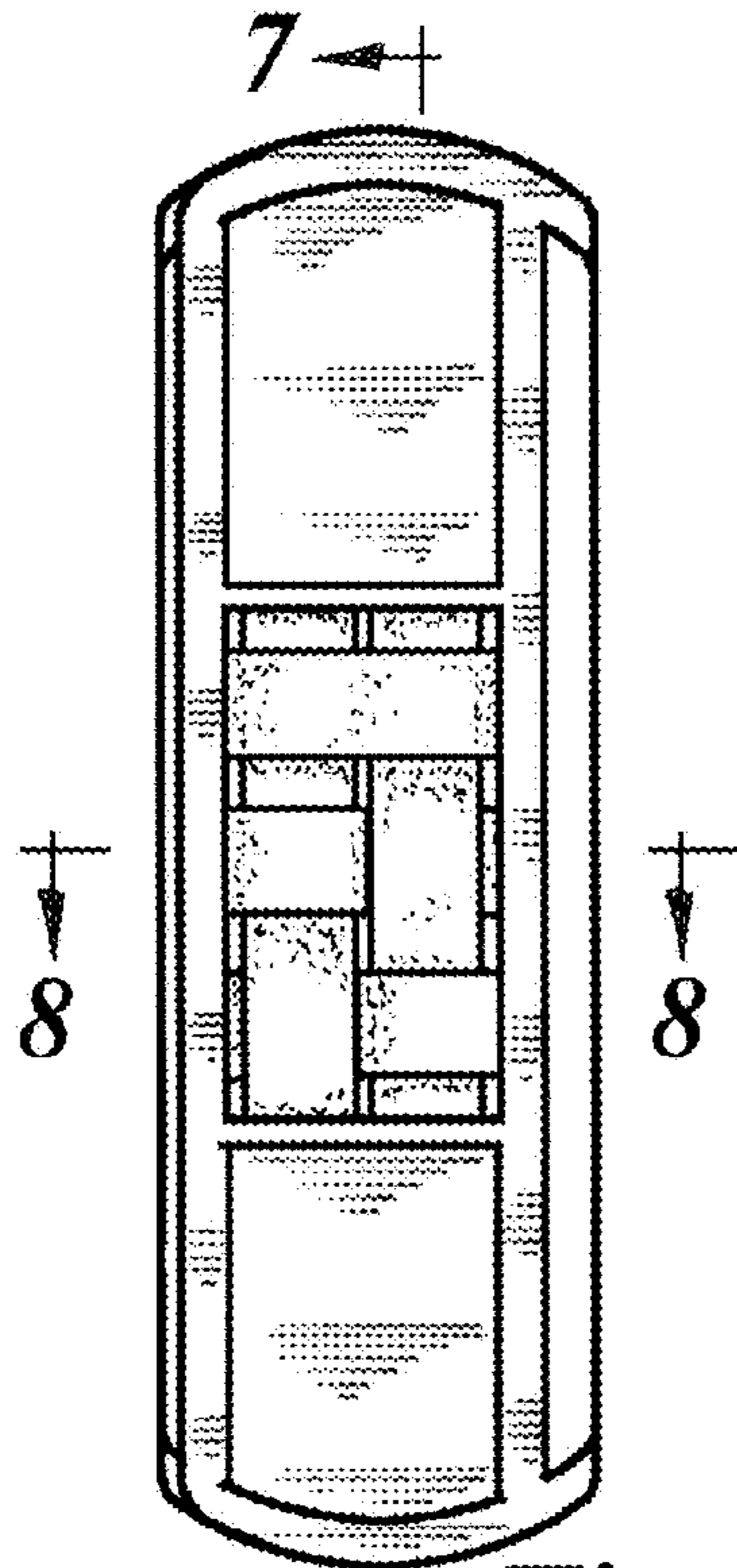


Fig. 2




Fig. 4




Fig. 3




Fig. 5



Fig. 6



Fig. 7




Fig. 8