



US00D719312S

(12) **United States Design Patent**  
**Monroe**

(10) **Patent No.:** **US D719,312 S**  
(45) **Date of Patent:** **\*\* Dec. 9, 2014**

(54) **CLEANING PAD**

(71) Applicant: **Carol Monroe**, Brooklyn, NY (US)

(72) Inventor: **Carol Monroe**, Brooklyn, NY (US)

(\*\*) Term: **14 Years**

(21) Appl. No.: **29/463,222**

(22) Filed: **Sep. 12, 2013**

(51) **LOC (10) Cl.** ..... **04-01**

(52) **U.S. Cl.**  
USPC ..... **D32/40**

(58) **Field of Classification Search**  
USPC ..... D32/40-46; 15/118, 208, 209.1, 227,  
15/244.1-244.4, 210.1, 229.11  
See application file for complete search history.

(56) **References Cited**

U.S. PATENT DOCUMENTS

|           |     |         |               |       |           |
|-----------|-----|---------|---------------|-------|-----------|
| 3,526,014 | A * | 9/1970  | Edwards       | ..... | 15/227    |
| 3,526,917 | A * | 9/1970  | Haywood, Jr.  | ..... | 15/104.93 |
| 3,699,672 | A   | 10/1972 | Sims          |       |           |
| 5,173,985 | A   | 12/1992 | Palmer        |       |           |
| 5,613,897 | A   | 3/1997  | Thompson, Jr. |       |           |

|          |     |        |         |       |        |
|----------|-----|--------|---------|-------|--------|
| D425,680 | S * | 5/2000 | Payne   | ..... | D32/43 |
| D546,011 | S * | 7/2007 | Favuzzi | ..... | D32/40 |
| D618,874 | S * | 6/2010 | Hagan   | ..... | D32/42 |
| D641,115 | S * | 7/2011 | Walsh   | ..... | D32/43 |

\* cited by examiner

*Primary Examiner* — Robin V Webster

(74) *Attorney, Agent, or Firm* — Paul R. Martin

(57) **CLAIM**

The ornamental design for a cleaning pad, as shown and described.

**DESCRIPTION**

FIG. 1 is a perspective view of the cleaning pad of my new design.

FIG. 2 is a top plan view thereof.

FIG. 3 is a bottom plan view thereof.

FIG. 4 is an elevational view of one side thereof.

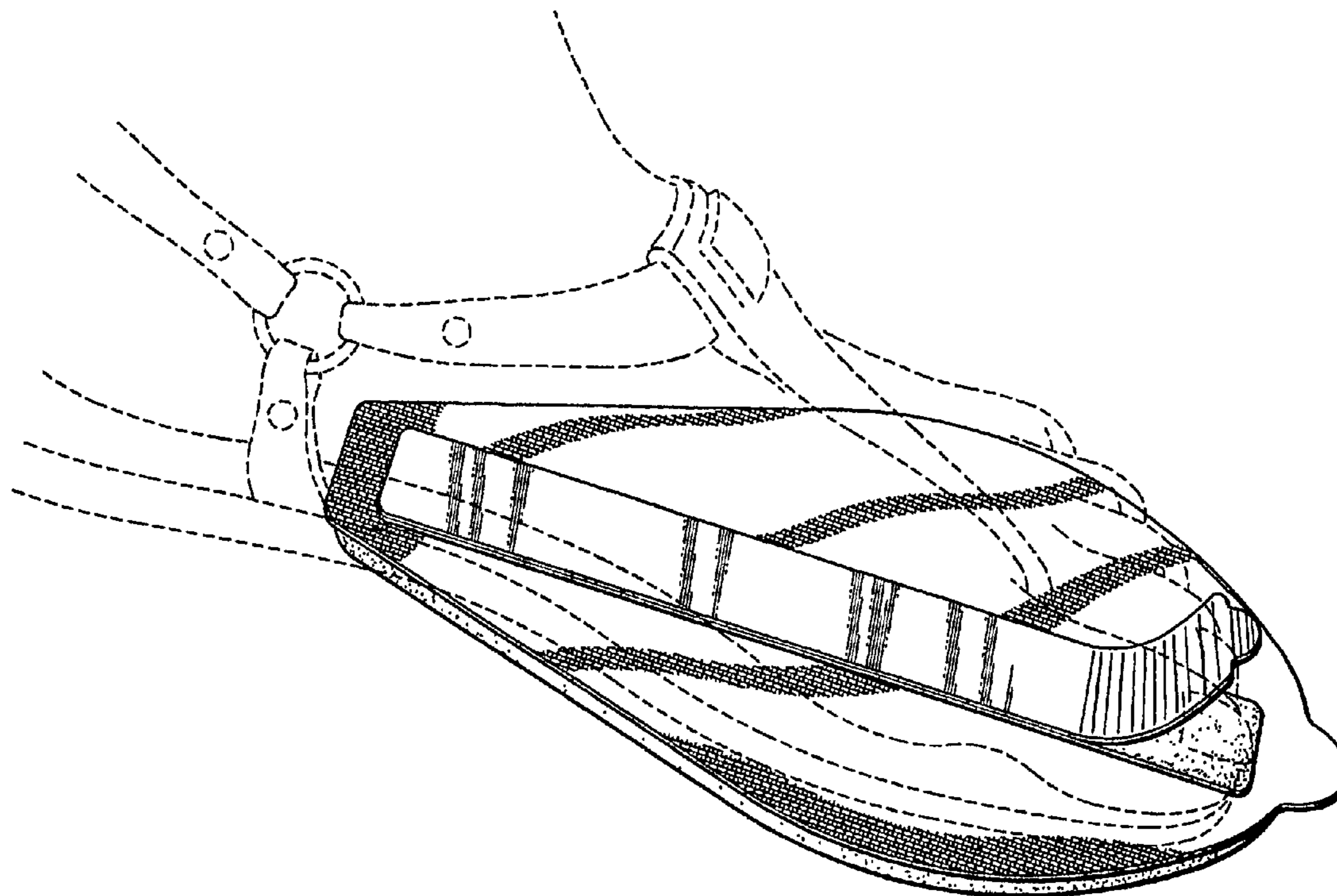
FIG. 5 is an elevational view of the opposite side thereof.

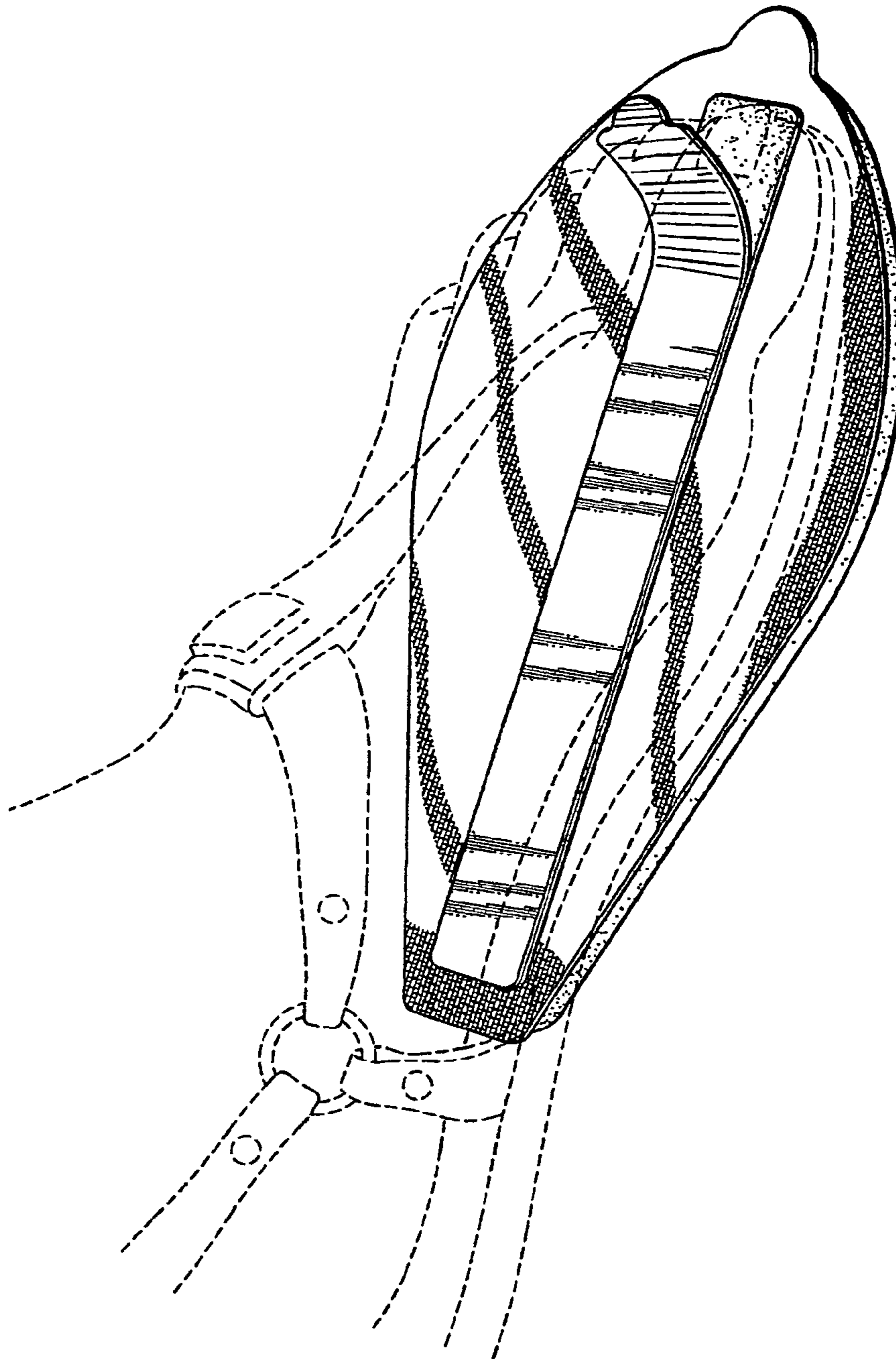
FIG. 6 is an elevational view of the forward end thereof; and,

FIG. 7 is an elevational view of the rear end thereof.

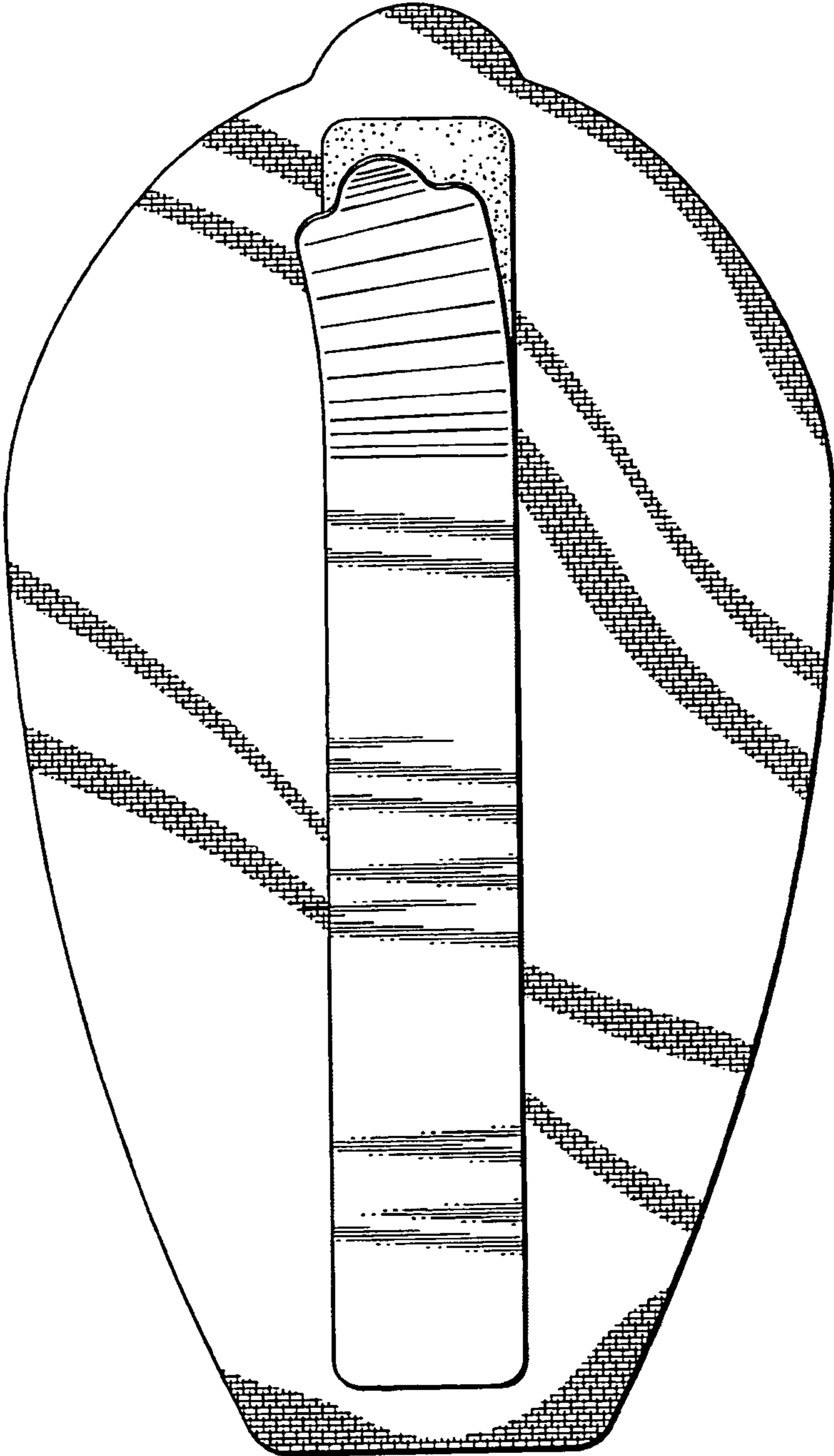
The broken lines of FIG. 1, showing a foot, represent environmental background elements and form no part of my new design.

**1 Claim, 5 Drawing Sheets**

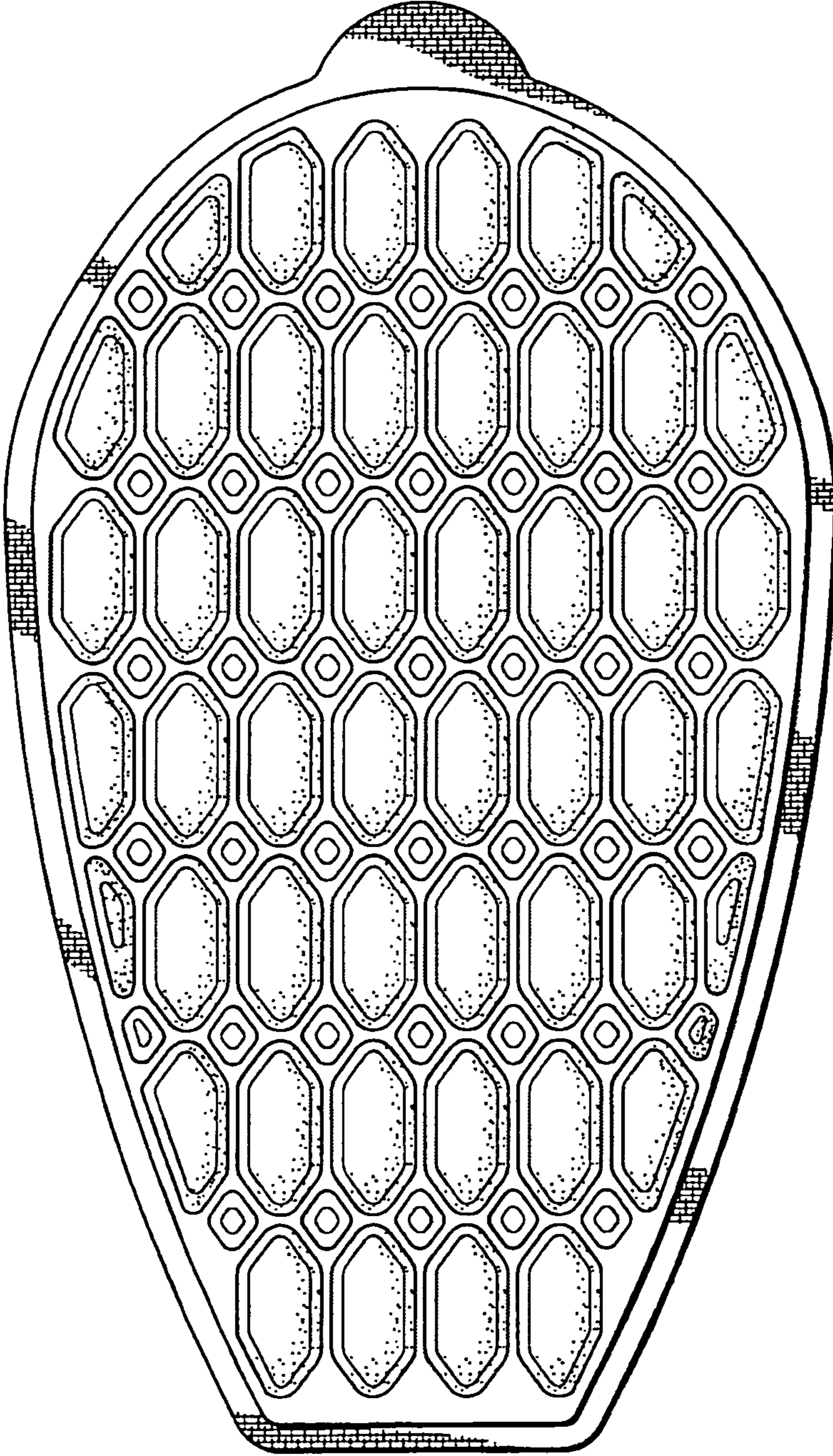




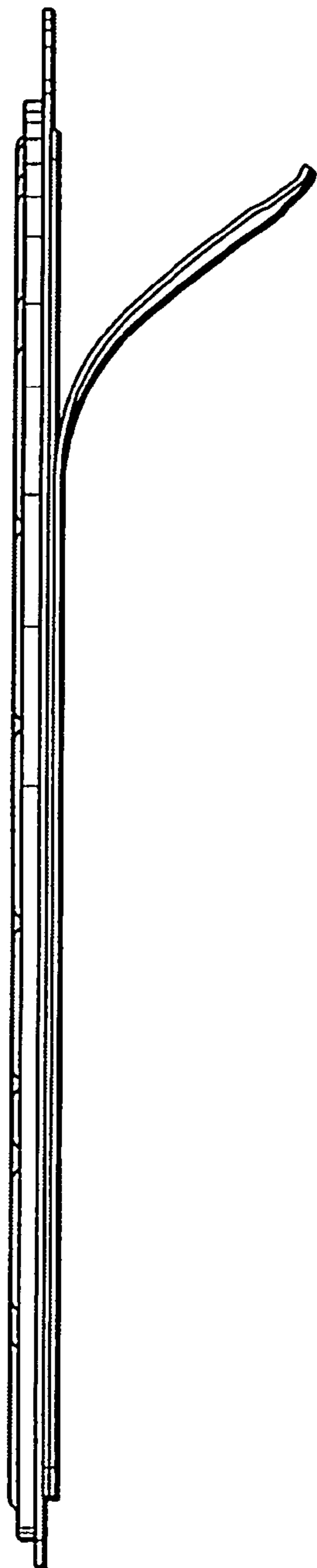
*12/9/14*




*Fig. 2*




*Fig. 3*




*Fig. 4*



*Fig. 5*



*Fig. 6*



*Fig. 7*