



US00D719301S

(12) **United States Design Patent**  
**Parker**

(10) **Patent No.:** **US D719,301 S**

(45) **Date of Patent:** **\*\* \*Dec. 9, 2014**

(54) **COSMETIC COMPACT CASE**

(56) **References Cited**

(71) Applicant: **Phillipe Olivier Parker**, Zejtun (MT)

U.S. PATENT DOCUMENTS

(72) Inventor: **Phillipe Olivier Parker**, Zejtun (MT)

|              |    |   |         |                 |       |         |
|--------------|----|---|---------|-----------------|-------|---------|
| D401,017     | S  | * | 11/1998 | Thorpe          | ..... | D28/78  |
| D462,809     | S  | * | 9/2002  | LaSpina et al.  | ..... | D28/78  |
| D478,689     | S  | * | 8/2003  | Thorpe          | ..... | D28/83  |
| D479,016     | S  | * | 8/2003  | Sgariboldi      | ..... | D28/78  |
| D576,770     | S  | * | 9/2008  | Mascotte et al. | ..... | D28/83  |
| 2004/0200755 | A1 | * | 10/2004 | Gueret          | ..... | 206/581 |
| 2007/0029226 | A1 | * | 2/2007  | Yuhara et al.   | ..... | 206/581 |
| 2010/0008074 | A1 | * | 1/2010  | Kang            | ..... | 362/154 |

(\*) Notice: This patent is subject to a terminal disclaimer.

(\*\*) Term: **14 Years**

\* cited by examiner

(21) Appl. No.: **29/473,755**

*Primary Examiner* — Jennifer Rivard

(22) Filed: **Nov. 26, 2013**

(30) **Foreign Application Priority Data**

(57) **CLAIM**

Oct. 23, 2013 (EM) ..... 002331520-0002

I claim the ornamental design for a cosmetic compact case, as shown and described.

(51) **LOC (10) Cl.** ..... **28-03**

**DESCRIPTION**

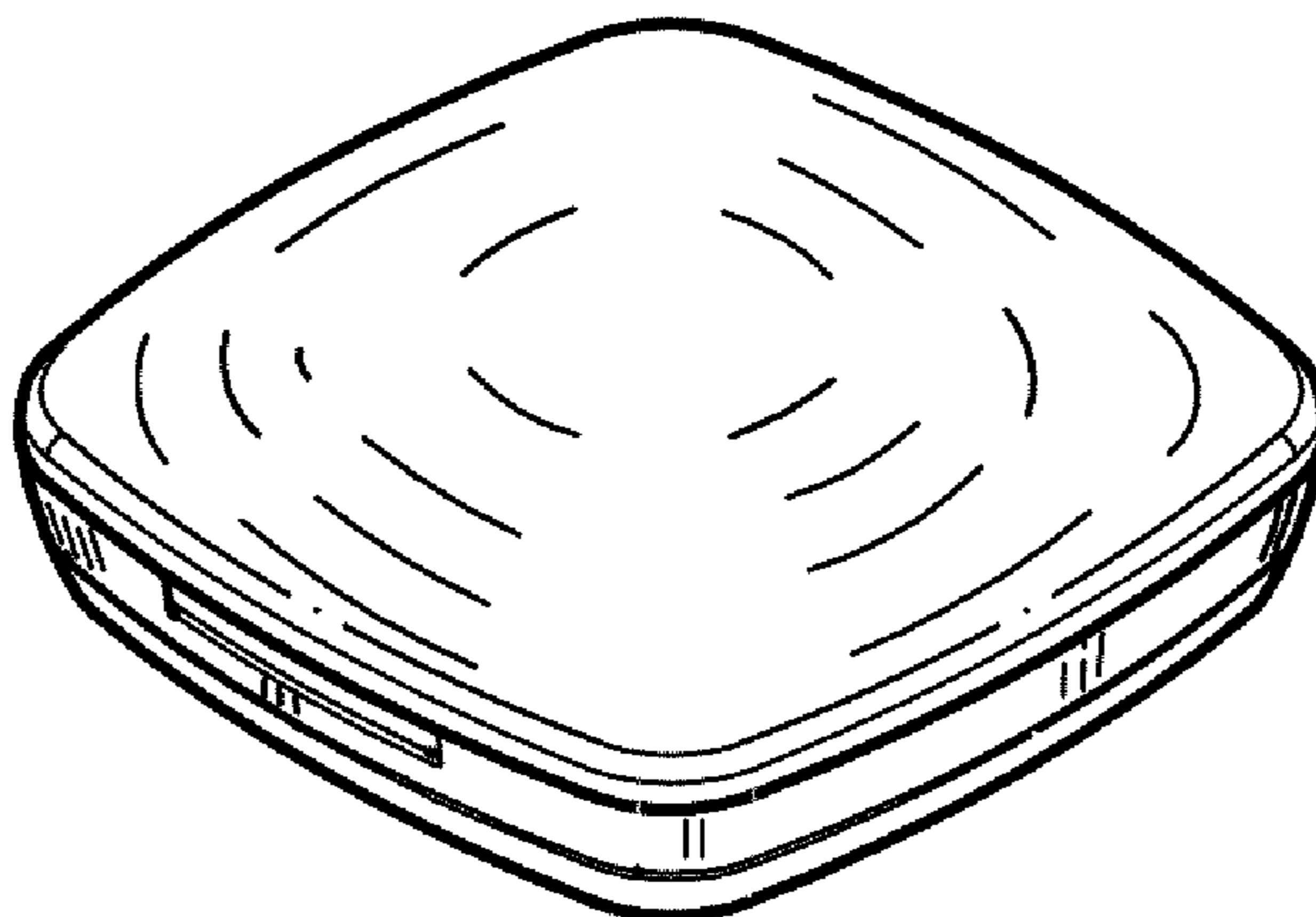
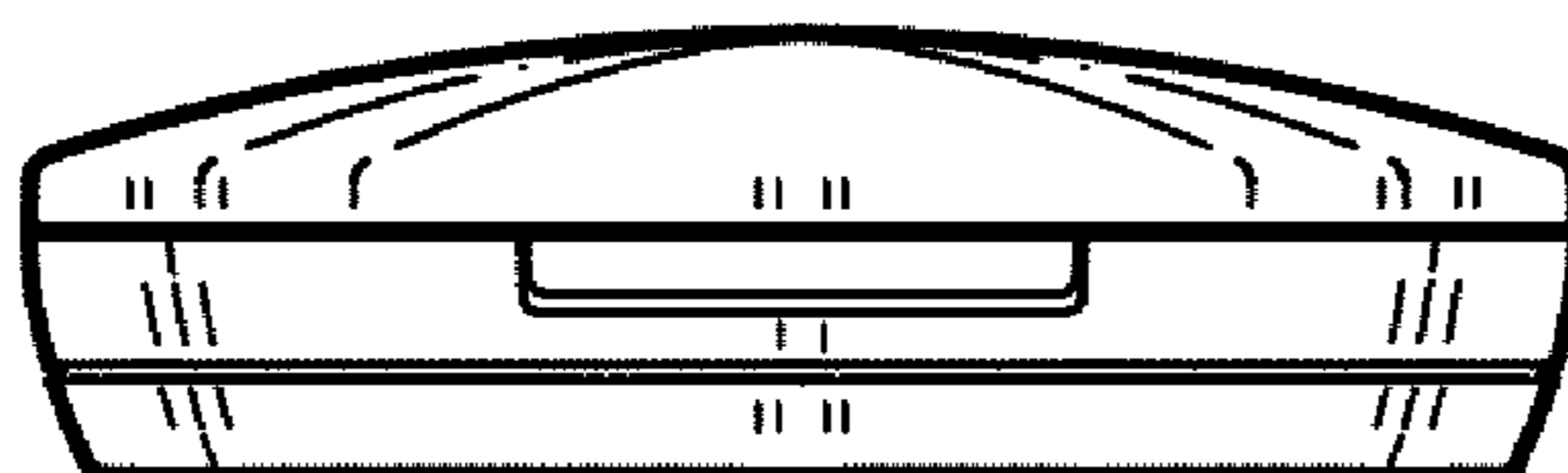
(52) **U.S. Cl.**  
USPC ..... **D28/83**

(58) **Field of Classification Search**  
CPC ..... A45D 33/006; A45D 33/003; A45D 33/04-33/16; A45D 33/025; A45D 33/02; A45D 33/20; A45D 33/22; A45D 33/24; A45D 33/26; A45D 33/28; A45D 33/18; A45D 40/22; A45D 40/222; A45D 40/24; A45D 42/02  
USPC ..... D28/64.1-64.7, 76-84; 206/581, 823; 132/286-318; D9/503-505

FIG. 1 is a top view of a cosmetic compact case showing my new design;  
FIG. 2 is a bottom view thereof;  
FIG. 3 is a front view thereof;  
FIG. 4 is a rear view thereof;  
FIG. 5 is a right side elevation view thereof;  
FIG. 6 is a left side elevation view thereof; and,  
FIG. 7 is a perspective view thereof.

See application file for complete search history.

**1 Claim, 1 Drawing Sheet**



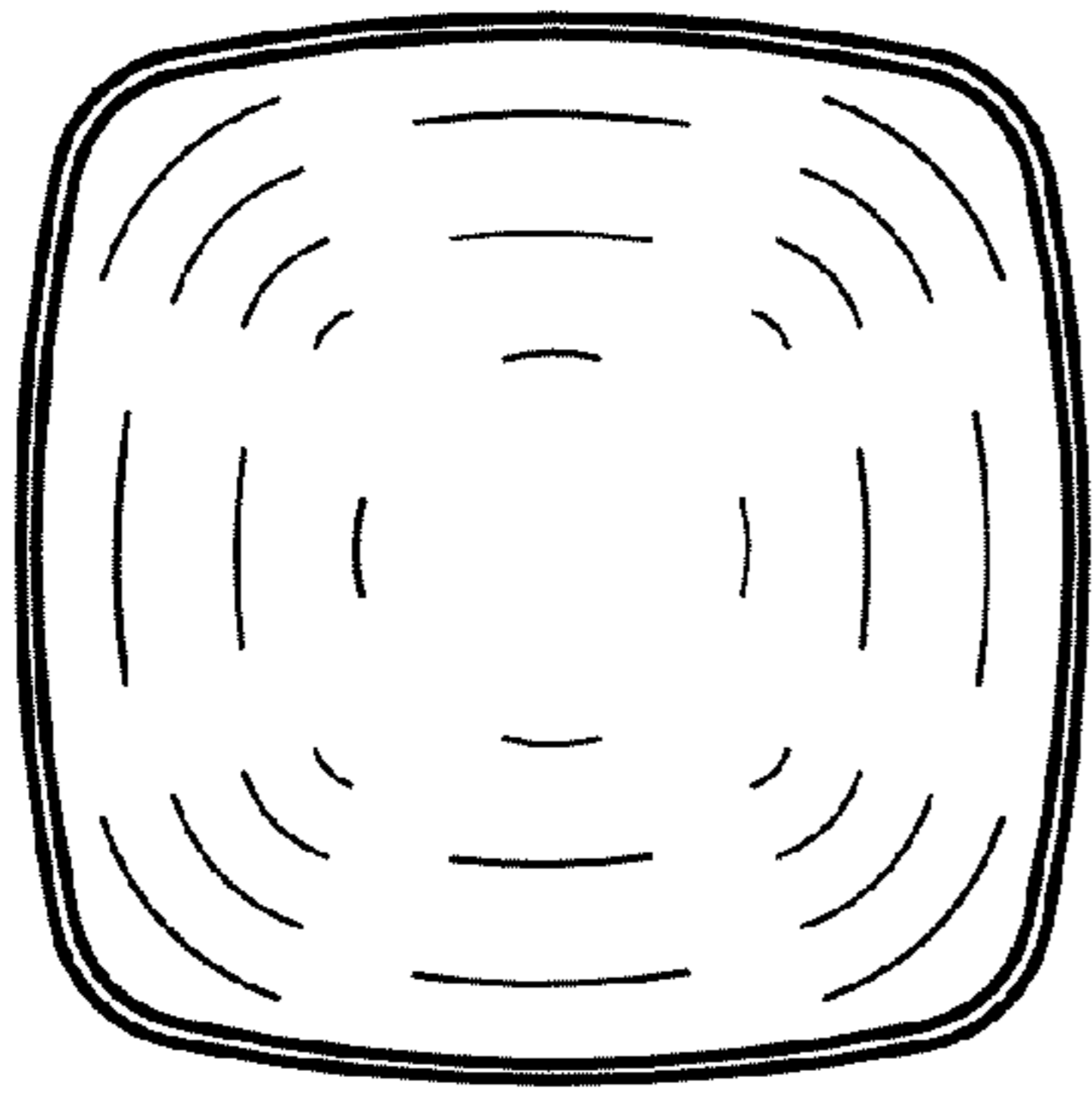


FIG.1




FIG.2

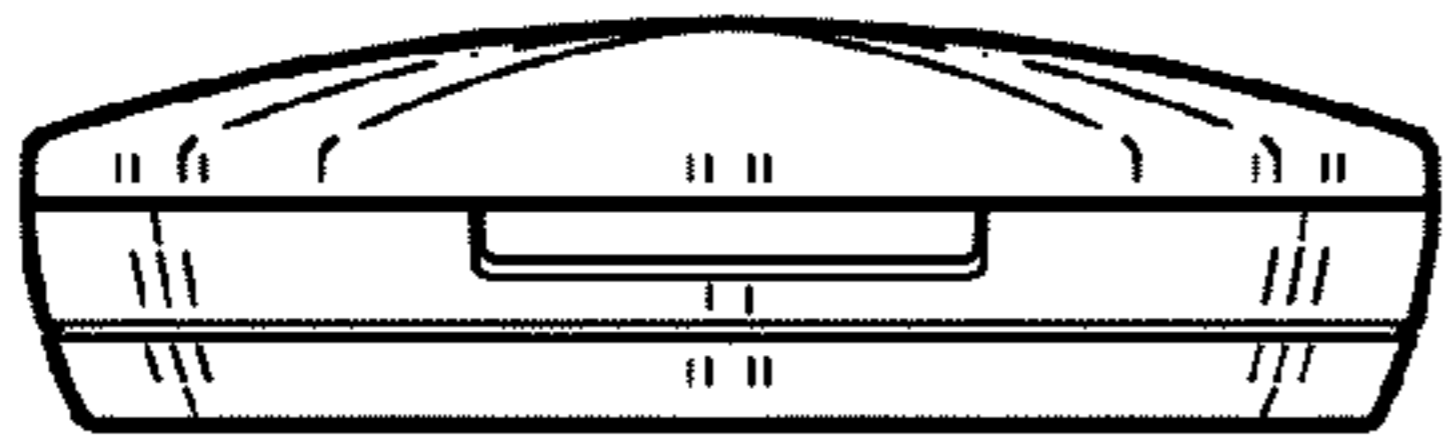


FIG.3

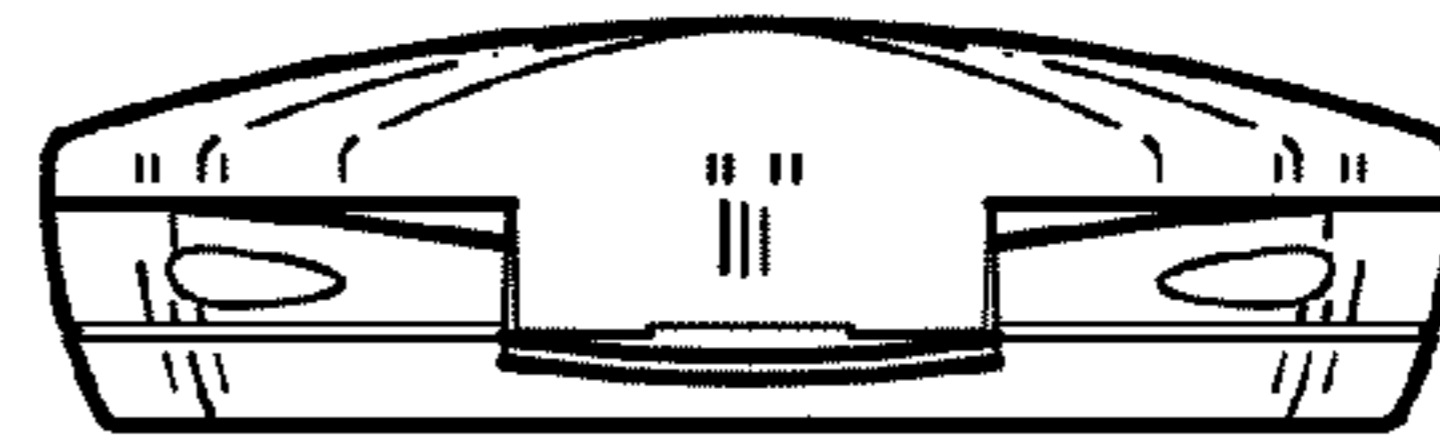


FIG.4

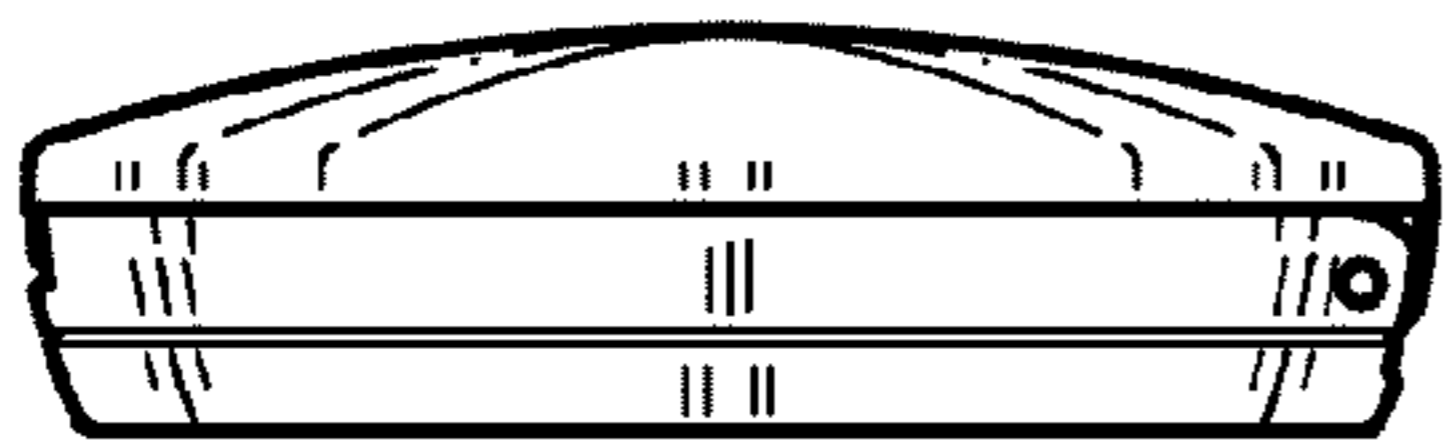


FIG.5

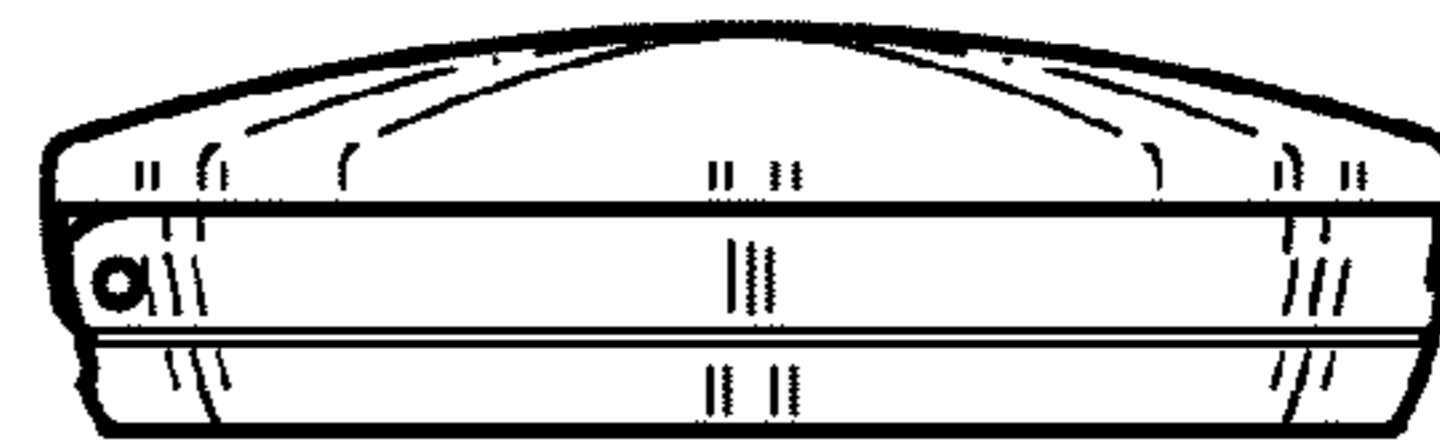


FIG.6

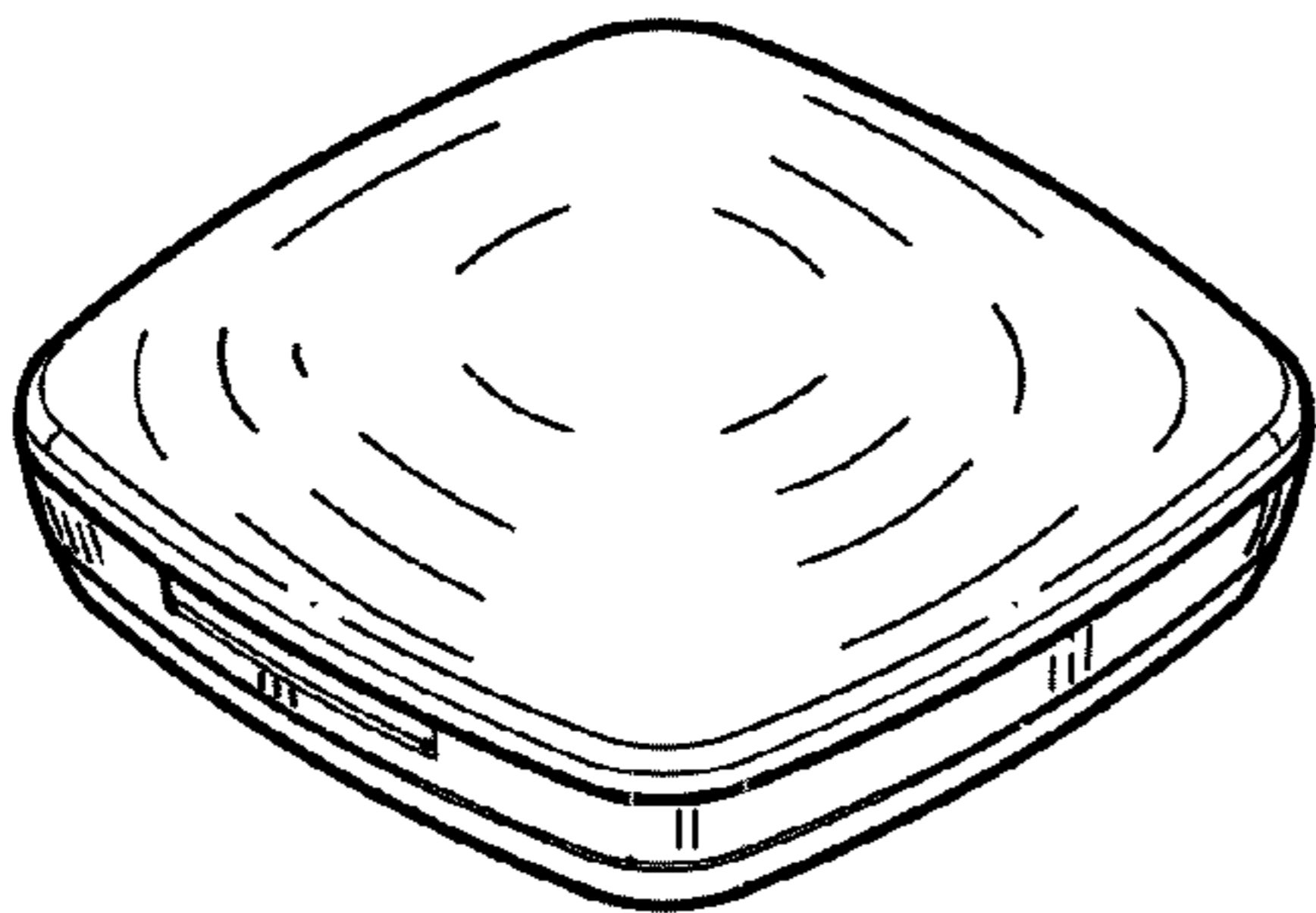


FIG.7