



US00D719300S

(12) **United States Design Patent**  
**Bao**

(10) **Patent No.:** **US D719,300 S**  
(45) **Date of Patent:** **\*\* Dec. 9, 2014**

(54) **HAND DRYER**

(71) Applicant: **Zhejiang Aike Appliances Co., Ltd.**,  
Taizhou, Zhejiang (CN)

(72) Inventor: **Zhaokang Bao**, Zhejiang (CN)

(73) Assignee: **Zhejiang Aike Appliances Co., Ltd.**,  
Taizhou (CN)

(\*\*) Term: **14 Years**

(21) Appl. No.: **29/471,128**

(22) Filed: **Oct. 29, 2013**

(30) **Foreign Application Priority Data**

Jul. 9, 2013 (CN) ..... 2013 3 0318386

(51) **LOC (10) Cl.** ..... **28-03**

(52) **U.S. Cl.**  
USPC ..... **D28/54.1**

(58) **Field of Classification Search**  
CPC ..... F26B 25/06  
USPC ..... D28/12, 54.1, 58; 34/266, 201, 202;  
392/381, 380; D23/357, 361, 385  
See application file for complete search history.

(56) **References Cited**

U.S. PATENT DOCUMENTS

D533,305 S	*	12/2006	Takahashi et al. ....	D28/54.1
D542,474 S	*	5/2007	Churchill et al. ....	D28/54.1
D548,399 S	*	8/2007	Nikaido et al. ....	D28/54.1
D664,299 S	*	7/2012	Ishida .....	D28/54.1
D676,603 S	*	2/2013	Ishikawa .....	D28/54.1
D683,075 S	*	5/2013	Ishida et al. ....	D28/54.1

\* cited by examiner

*Primary Examiner* — Zenia Bennett

(57) **CLAIM**

The ornamental design for a hand dryer, as shown and described.

**DESCRIPTION**

FIG. 1 is a front elevation view of a hand dryer of my new design;

FIG. 2 is a right side view thereof;


FIG. 3 is a left side view thereof;

FIG. 4 is a top plan view thereof; and,

FIG. 5 is a perspective view of thereof.

The broken lines in the drawings illustrate environmental structures and do not form part of the claimed design.

**1 Claim, 5 Drawing Sheets**






FIG. 1

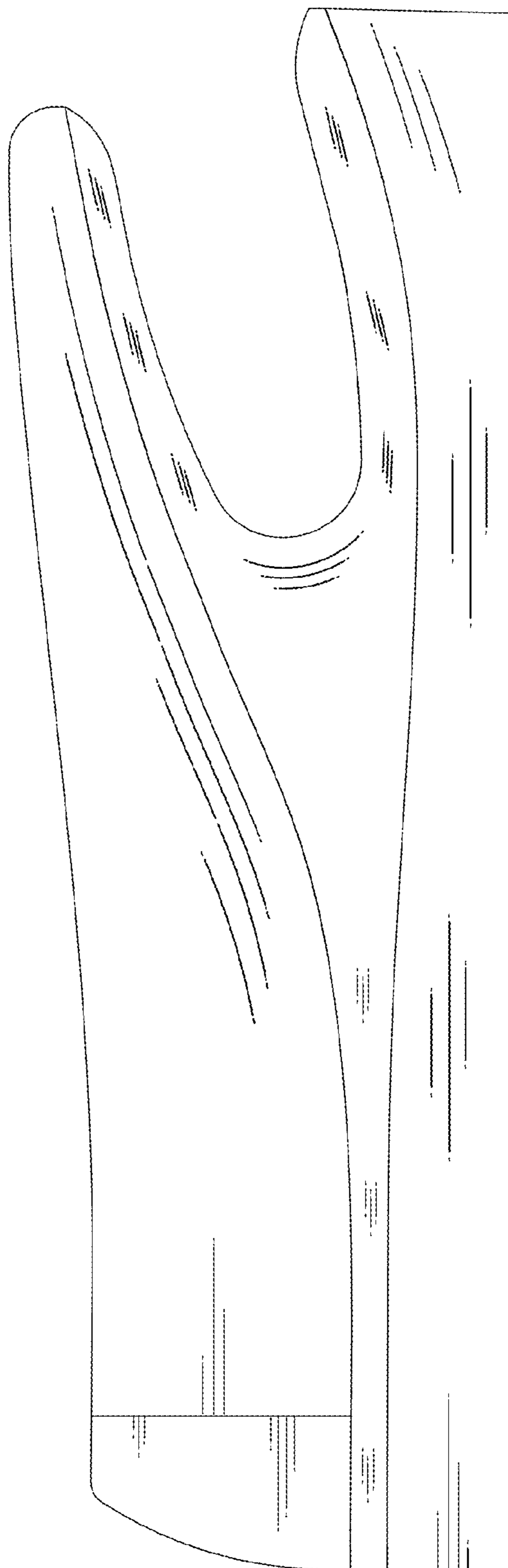


FIG. 2

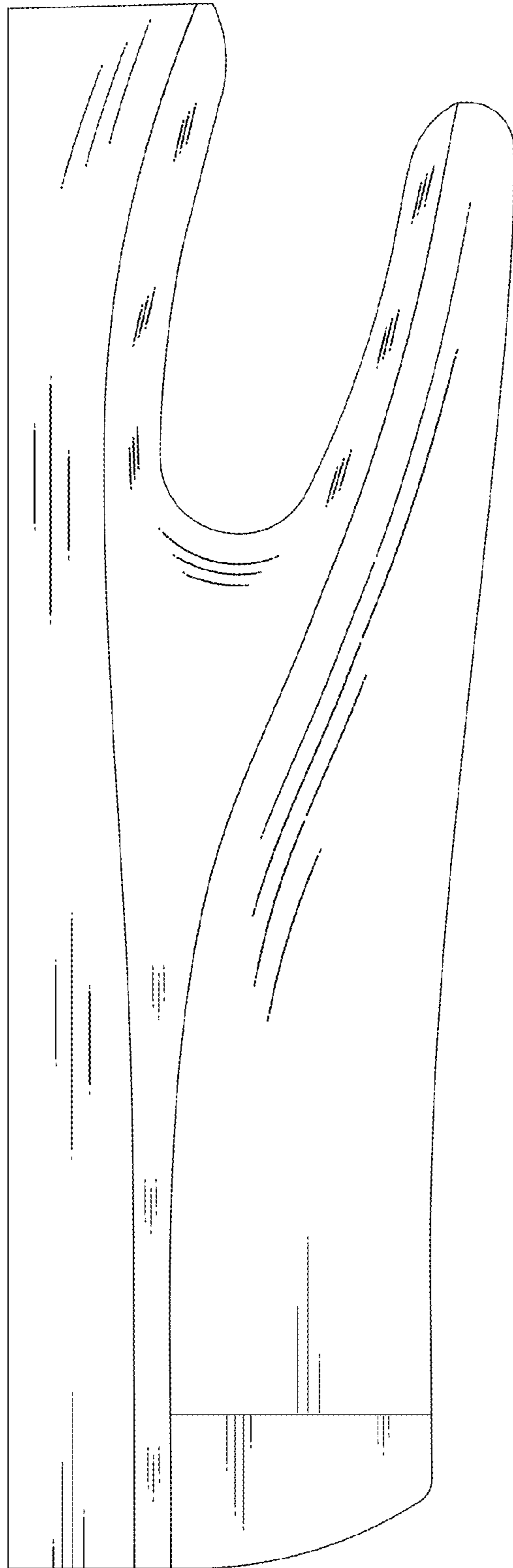


FIG. 3

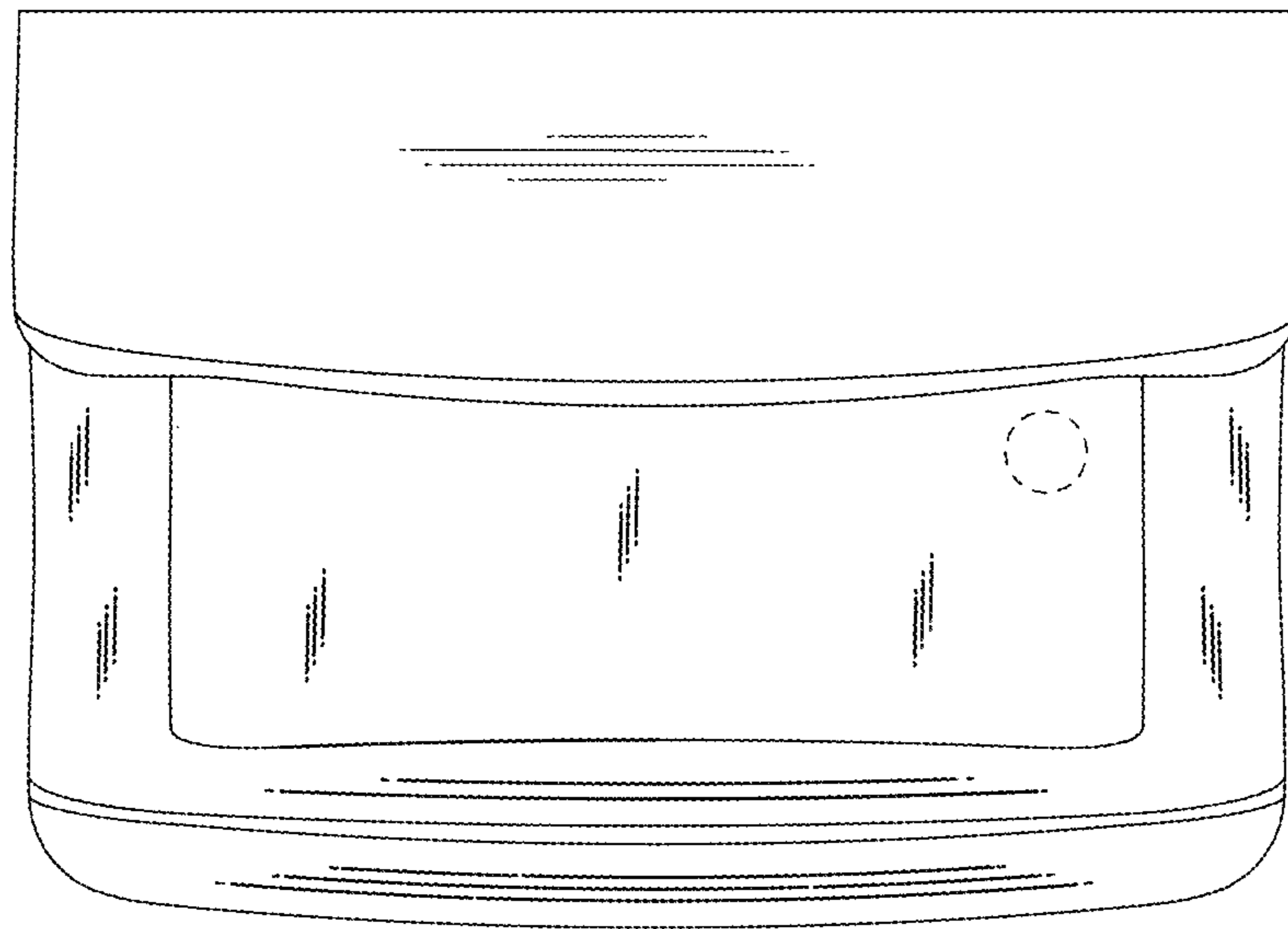


FIG. 4

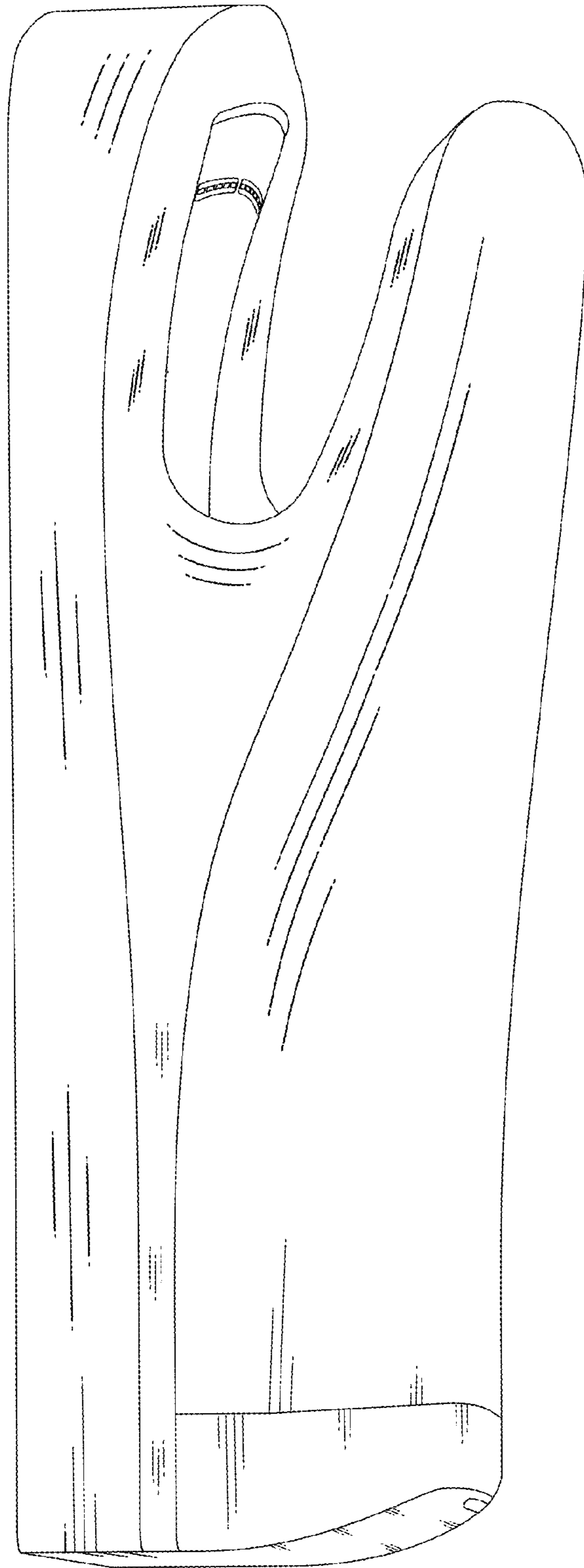


FIG. 5