



US00D719280S

(12) **United States Design Patent**
Hamilton et al.

(10) **Patent No.:** **US D719,280 S**
(45) **Date of Patent:** **** Dec. 9, 2014**

(54) **REINFORCING STRUT FOR AN OVERHEAD DOOR**

(71) Applicant: **Clopay Building Products Company, Inc.**, Mason, OH (US)

(72) Inventors: **Scott A. Hamilton**, Cincinnati, OH (US); **Mark W. Westerfield**, Cincinnati, OH (US); **Randy J. Krieger**, Cincinnati, OH (US)

(73) Assignee: **Clopay Building Products Company, Inc.**, Mason, OH (US)

(**) Term: **14 Years**

(21) Appl. No.: **29/447,816**

(22) Filed: **Mar. 7, 2013**

(51) **LOC (10) Cl.** **25-01**

(52) **U.S. Cl.**
USPC **D25/121**

(58) **Field of Classification Search**
USPC 52/204.71, 579, 800.12, 800.15,
52/800.17, 127.2; 160/201, 229.1;
D25/121

See application file for complete search history.

(56) **References Cited**

U.S. PATENT DOCUMENTS

2,966,212	A	12/1960	Fimbel, Jr.	
3,382,614	A *	5/1968	Adell	49/462
3,891,021	A	6/1975	Geoffrey	
4,378,043	A	3/1983	Sorenson	
D270,375	S *	8/1983	Cavalié	D25/121
4,794,972	A	1/1989	Hormann	
4,934,439	A	6/1990	Martin	
5,027,494	A	7/1991	Martin	
5,383,509	A	1/1995	Gaffney et al.	
D375,573	S	11/1996	Andres	
5,588,270	A	12/1996	Keating	

5,749,407	A	5/1998	Brenner et al.	
5,896,724	A	4/1999	Tofts	
6,062,293	A *	5/2000	Berger, Jr.	160/229.1
6,161,606	A	12/2000	Wegner et al.	
6,330,901	B1 *	12/2001	Friesen et al.	160/201
D468,028	S *	12/2002	Givens et al.	D25/121
6,899,157	B2	5/2005	Mullet	
6,969,109	B2	11/2005	Brim et al.	
7,438,114	B2 *	10/2008	Fowler	160/209
7,874,342	B2	1/2011	Mullet et al.	
8,627,872	B2	1/2014	Wedekind	
2005/0011619	A1 *	1/2005	Berry et al.	160/229.1

* cited by examiner

Primary Examiner — Doris Clark

(74) *Attorney, Agent, or Firm* — Wood, Herron & Evans, LLP

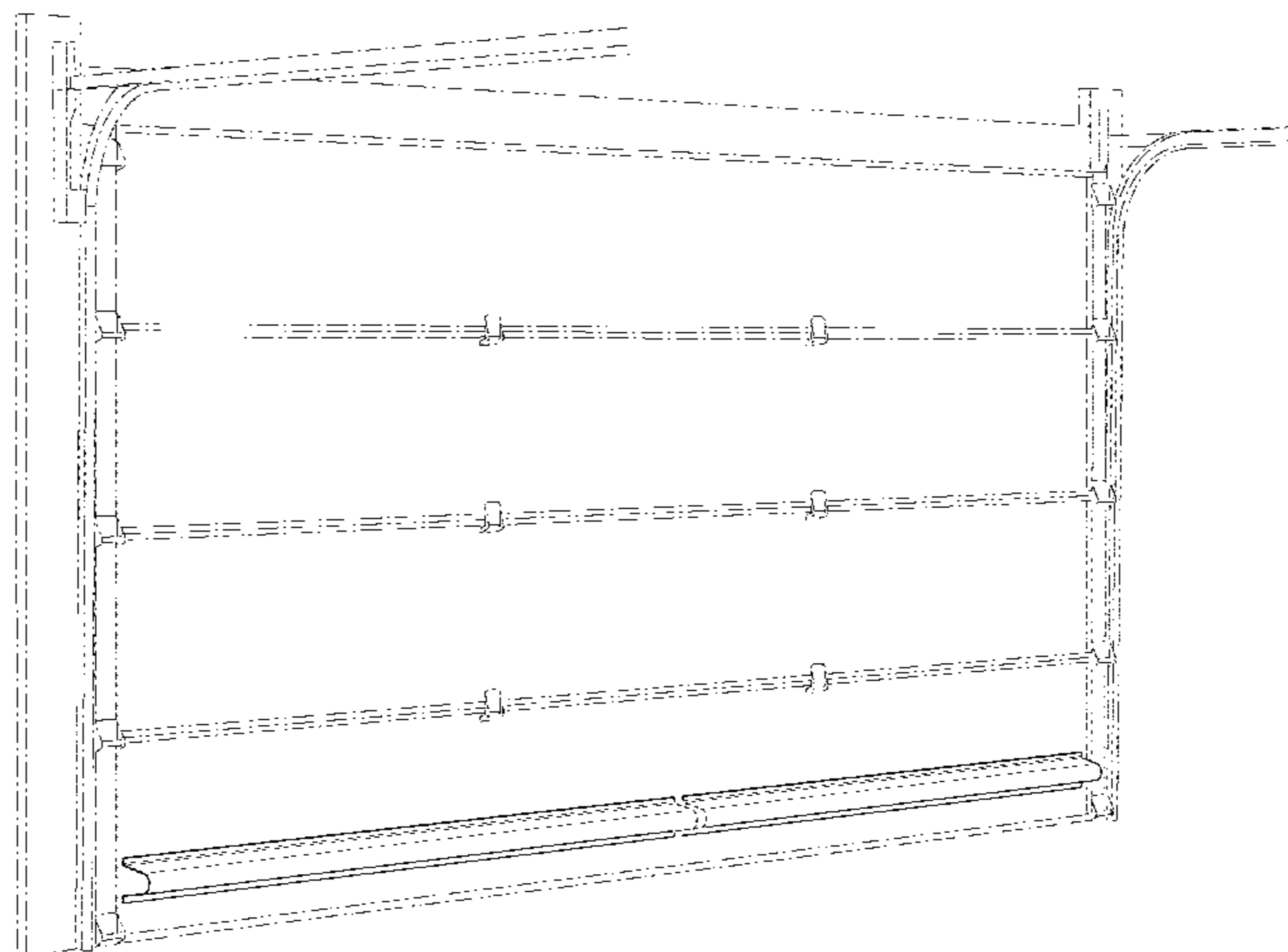
(57) **CLAIM**

We claim the ornamental design for a reinforcing strut for an overhead door, as shown and described.

DESCRIPTION

FIG. 1 is a perspective view of a first embodiment of a reinforcing strut for an overhead door design broken to show indeterminate length and shown on an overhead door in broken lines for environment according to this invention; FIG. 2 is a perspective view of the reinforcing strut for an overhead door of FIG. 1; FIG. 3 is a right side view of the reinforcing strut for an overhead door of FIG. 2 with the left side view being a mirror image thereof; FIG. 4 is a top view of the reinforcing strut for an overhead door of FIG. 2; FIG. 5 is a bottom view of the reinforcing strut for an overhead door of FIG. 2; and, FIG. 6 is a front view of the reinforcing strut for an overhead door of FIG. 2 with the back view being a mirror image thereof.

1 Claim, 4 Drawing Sheets



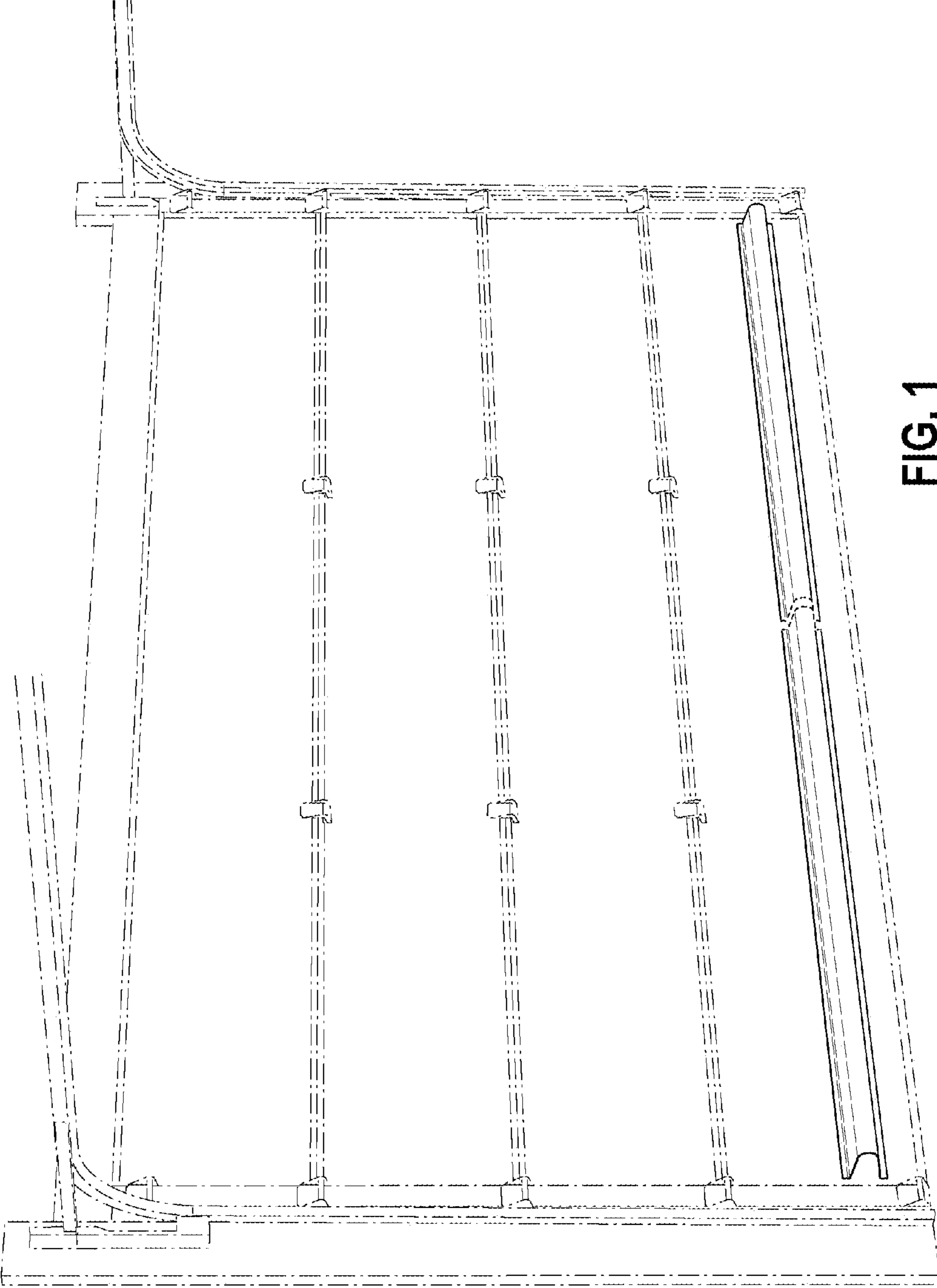


FIG. 1

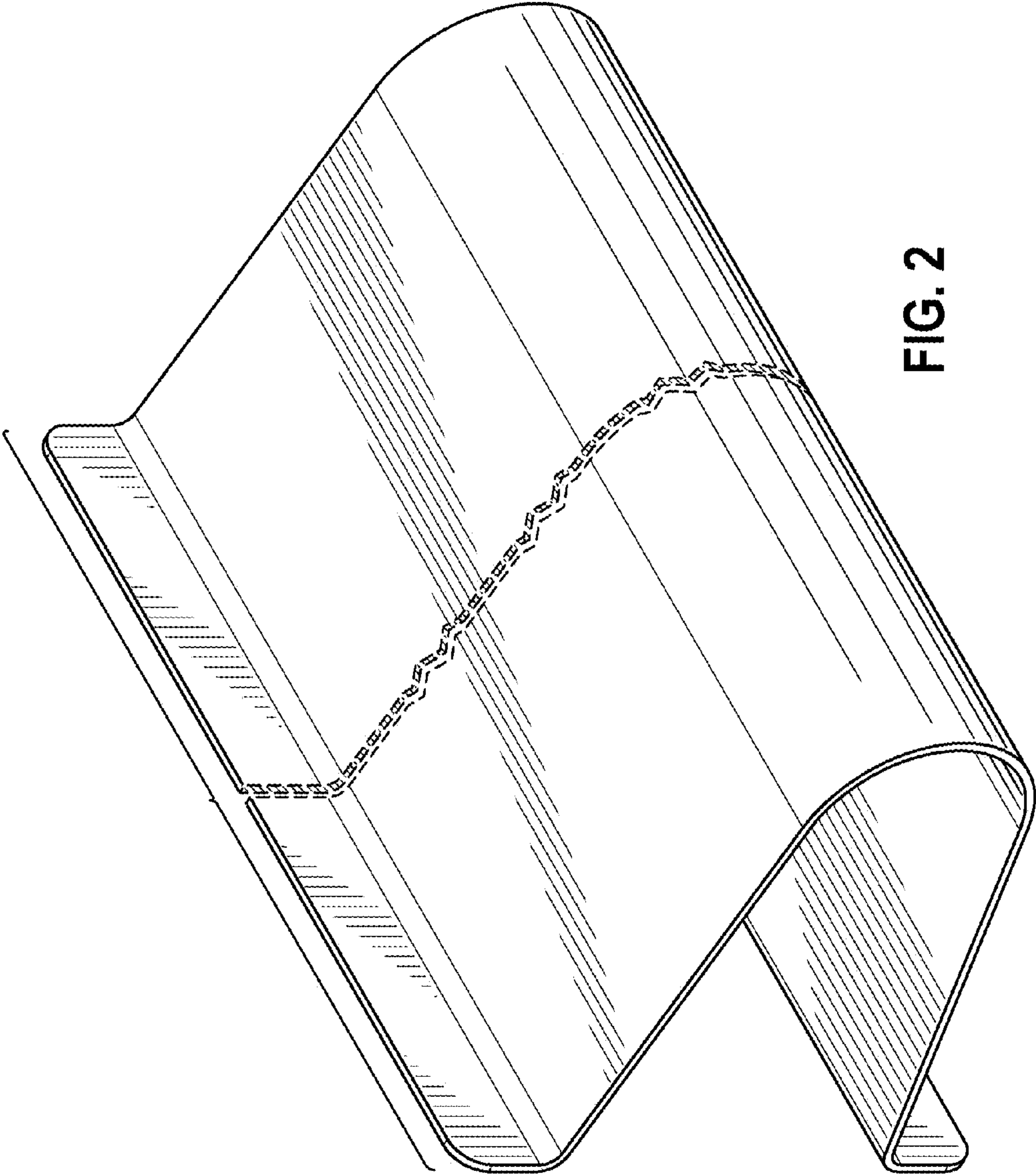


FIG. 2

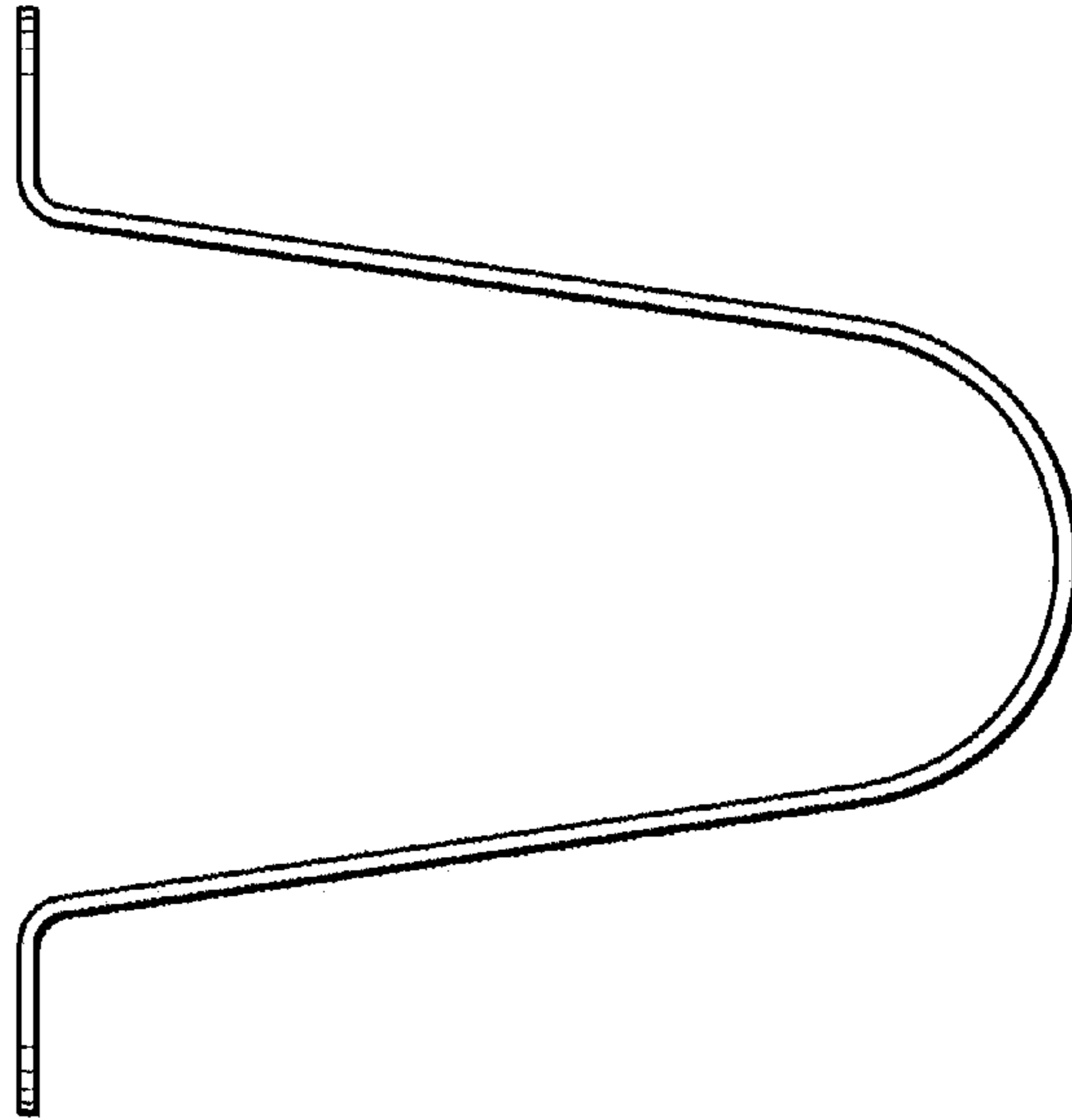


FIG. 3

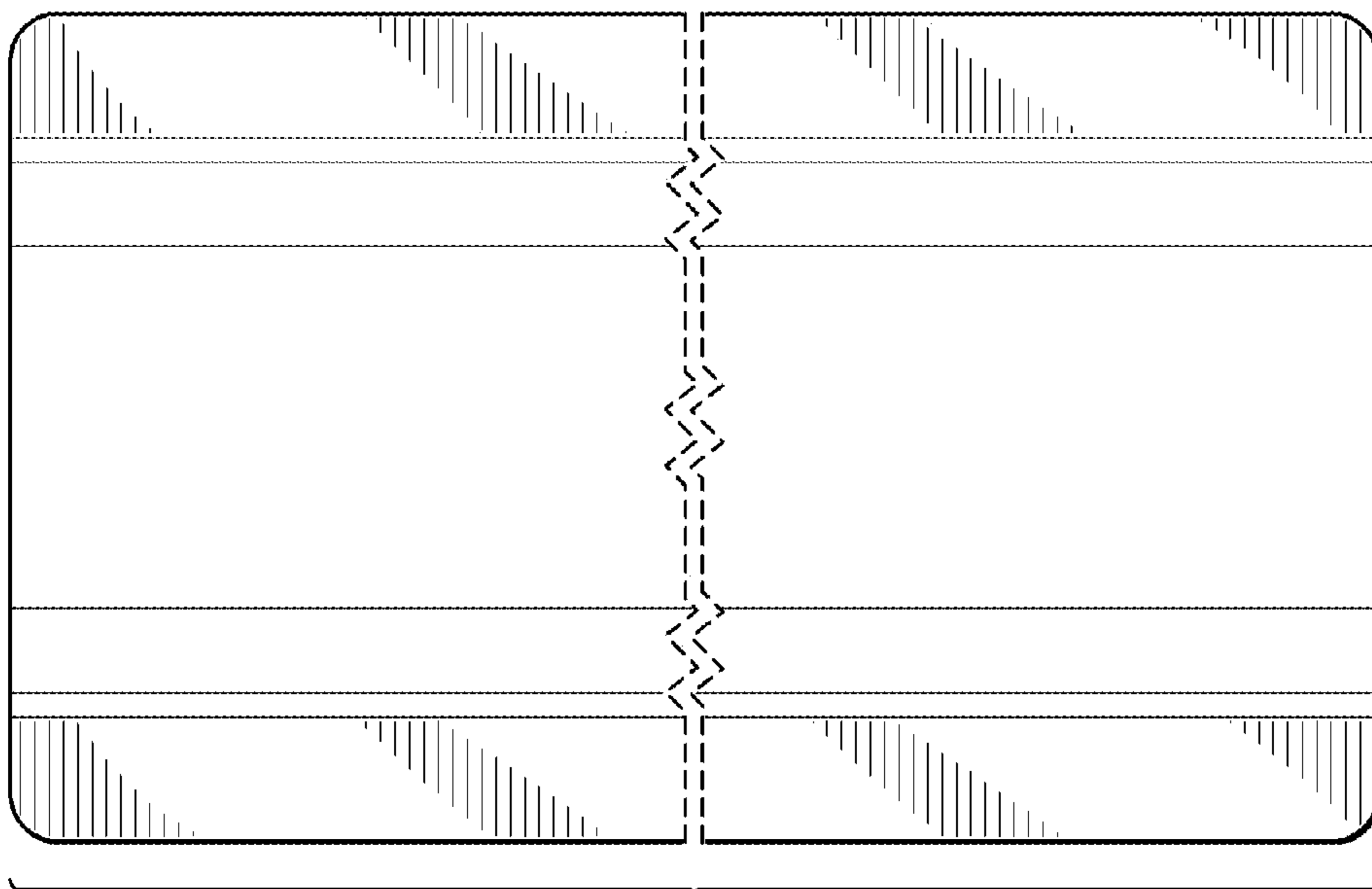


FIG. 4

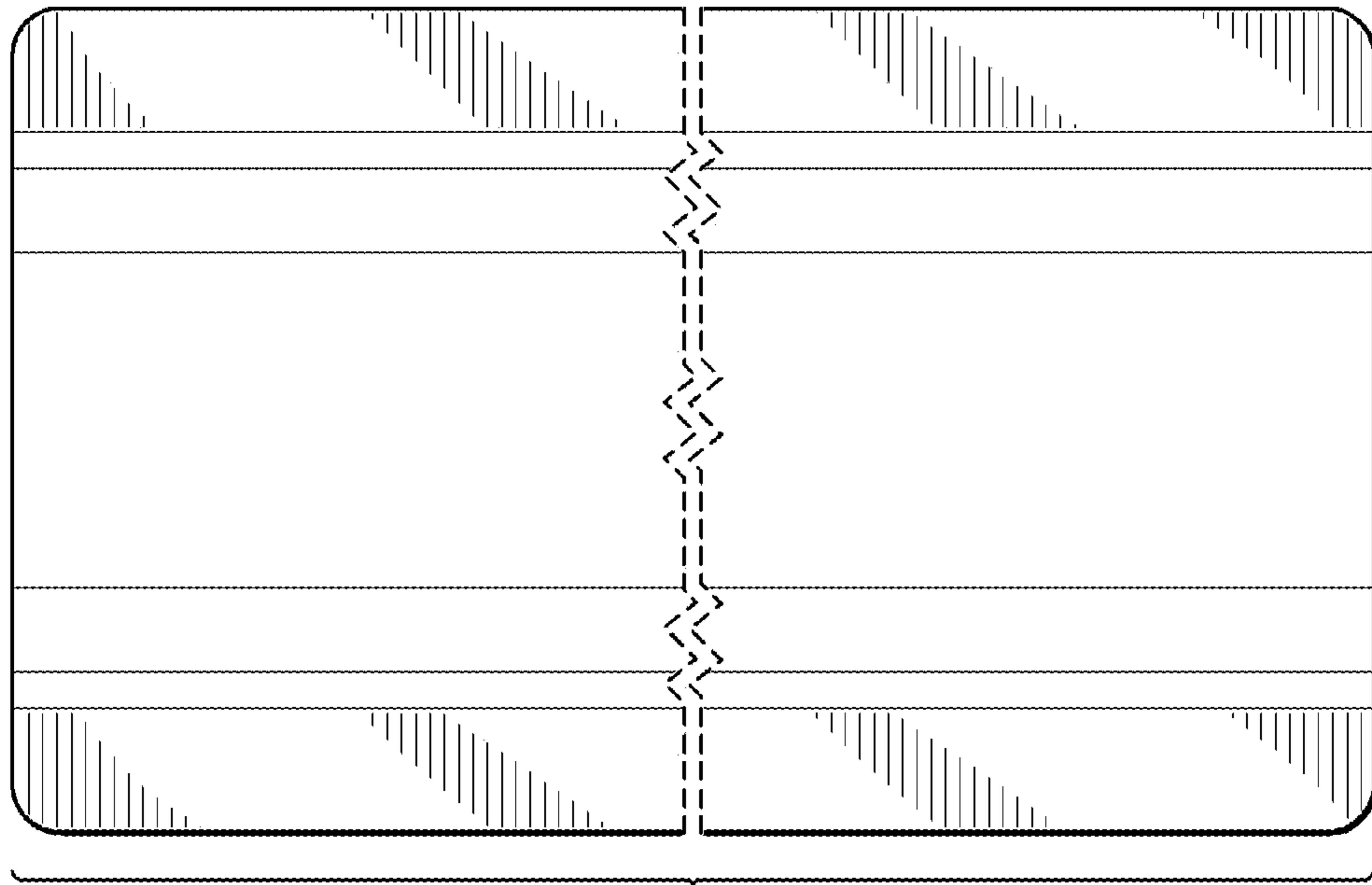


FIG. 5

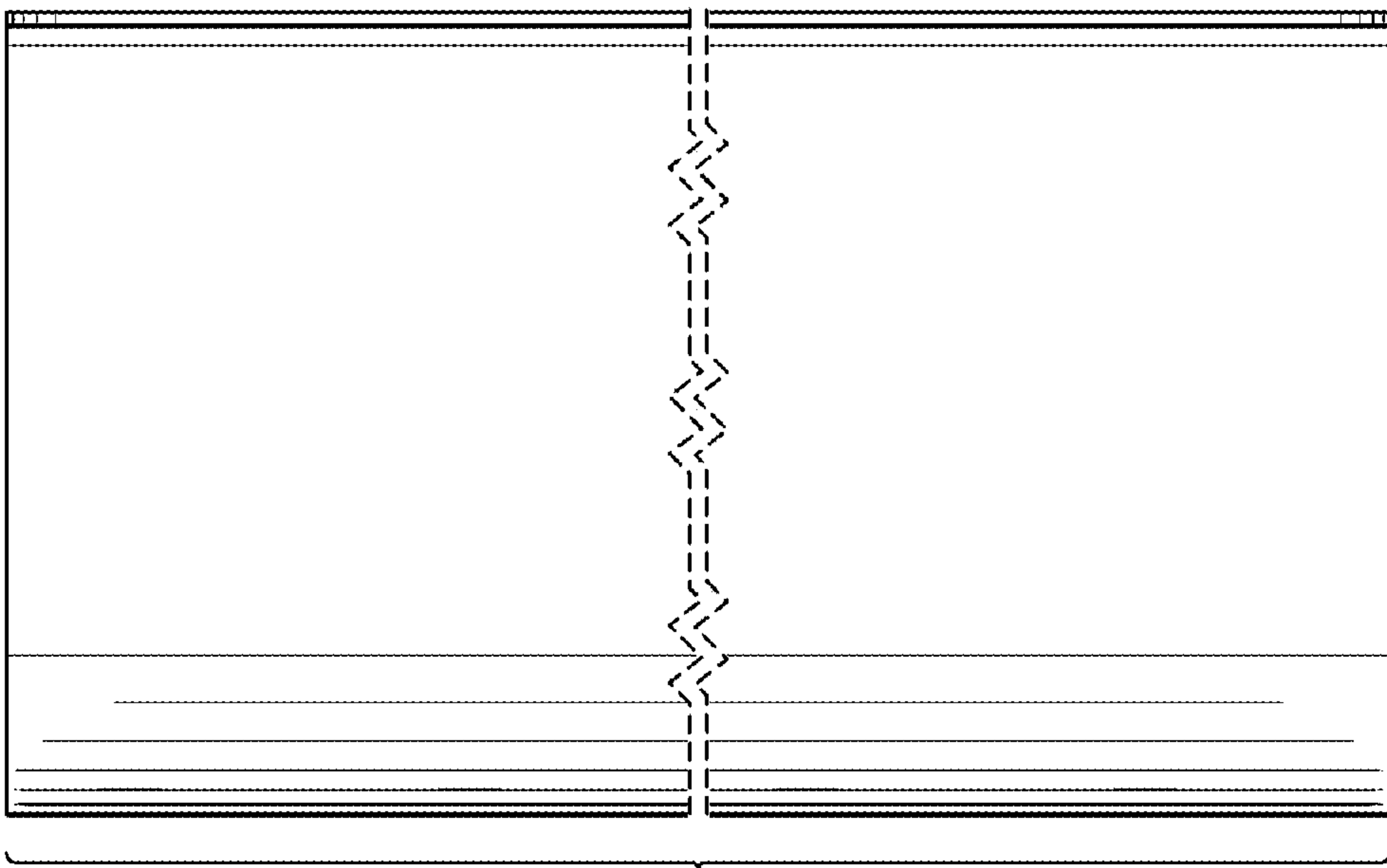


FIG. 6