



US00D719264S

(12) **United States Design Patent**  
**Law**

(10) **Patent No.:** **US D719,264 S**  
(45) **Date of Patent:** **\*\* Dec. 9, 2014**

(54) **HEART RATE BELT**

(71) Applicant: **Ricky Wai Kin Law**, Tsuen Wan (HK)

(72) Inventor: **Ricky Wai Kin Law**, Tsuen Wan (HK)

(73) Assignee: **Latitude Limited**, New Territories (HK)

(\*\*) Term: **14 Years**

(21) Appl. No.: **29/446,862**

(22) Filed: **Feb. 27, 2013**

(30) **Foreign Application Priority Data**

Dec. 17, 2012 (HK) ..... 1202469.9M002

(51) **LOC (10) Cl.** ..... **24-01**

(52) **U.S. Cl.**  
USPC ..... **D24/167**

(58) **Field of Classification Search**  
USPC ..... D24/165–168, 186, 187; D10/46, 70,  
D10/98; 600/301, 382, 390, 483, 500–503,  
600/508, 509, 513

See application file for complete search history.

(56) **References Cited**

**U.S. PATENT DOCUMENTS**

4,911,169 A \* 3/1990 Ferrari ..... 600/384  
D349,575 S \* 8/1994 Columbo ..... D24/167  
6,272,365 B1 \* 8/2001 Ronkainen et al. .... 600/390

D595,858 S \* 7/2009 Kazel ..... D24/186  
D597,676 S \* 8/2009 Copeland et al. .... D24/187  
D603,521 S \* 11/2009 Lindberg et al. .... D24/187  
D619,256 S \* 7/2010 Brady et al. .... D24/167  
D639,955 S \* 6/2011 Riobo Aboy et al. .... D24/165  
D667,127 S \* 9/2012 Lindberg et al. .... D24/187  
D676,137 S \* 2/2013 Lindberg et al. .... D24/187  
2005/0075577 A1 \* 4/2005 Chen ..... 600/509  
2007/0055120 A1 \* 3/2007 Juan ..... 600/392  
2012/0238890 A1 \* 9/2012 Baker et al. .... 600/509

\* cited by examiner

*Primary Examiner* — Anhdao Doan

(74) *Attorney, Agent, or Firm* — Rabin & Berdo, P.C.

(57) **CLAIM**

The ornamental design for a heart rate belt, as shown and described.

**DESCRIPTION**

FIG. 1 is a perspective view of a heart rate belt according to a new design;

FIG. 2 is a top view thereof;

FIG. 3 is a side view thereof;

FIG. 4 is a bottom view thereof;

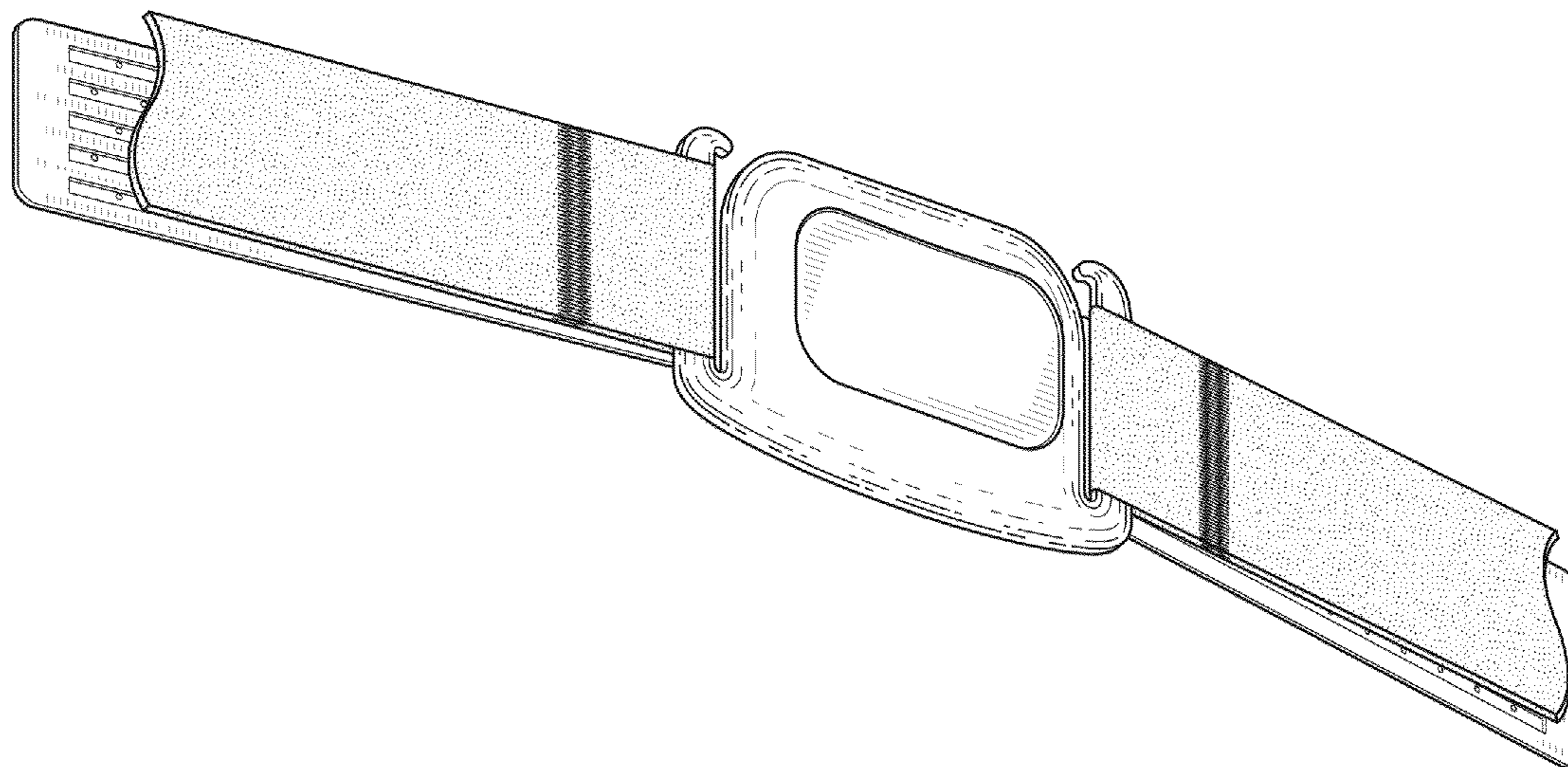
FIG. 5 is another side view thereof;

FIG. 6 is an end view thereof;

FIG. 7 is another end view thereof; and,

FIG. 8 is a perspective view thereof with the top portion removed for clarity of the illustration.

**1 Claim, 5 Drawing Sheets**



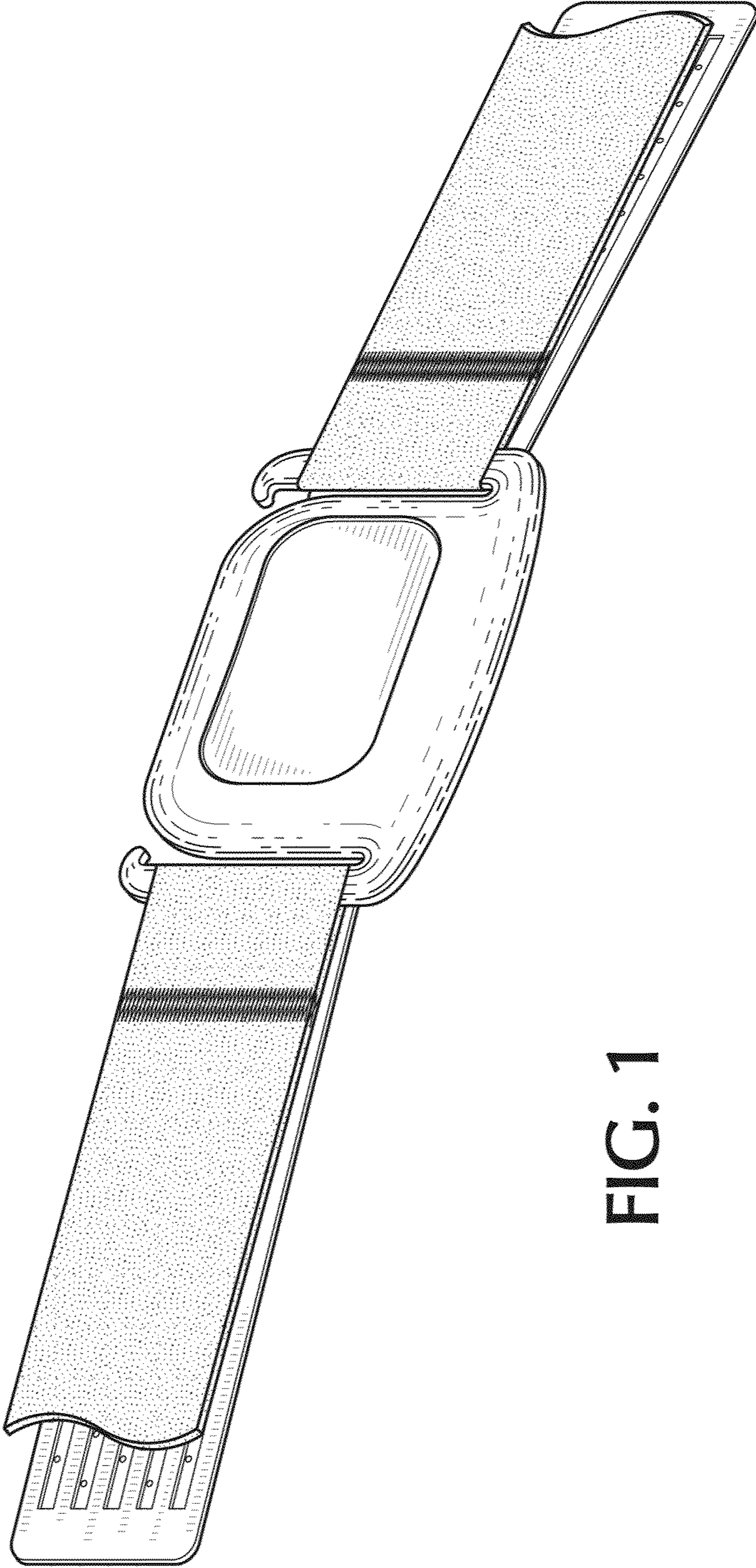


FIG. 1



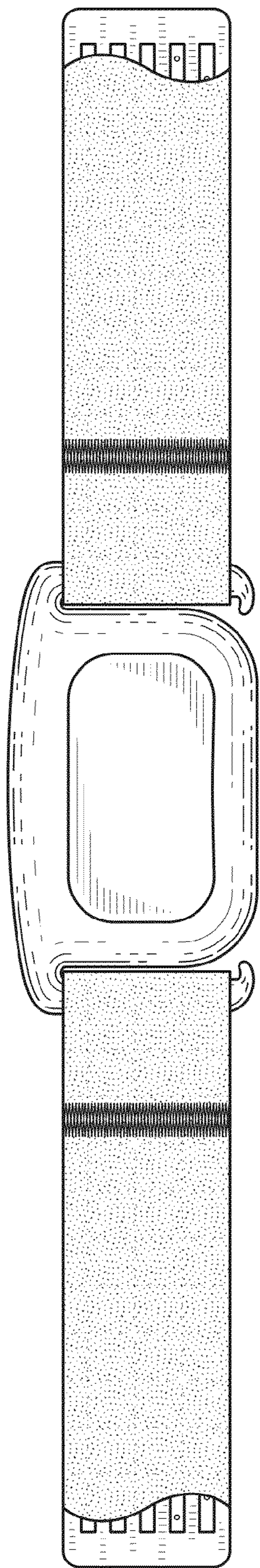


FIG. 2




FIG. 3

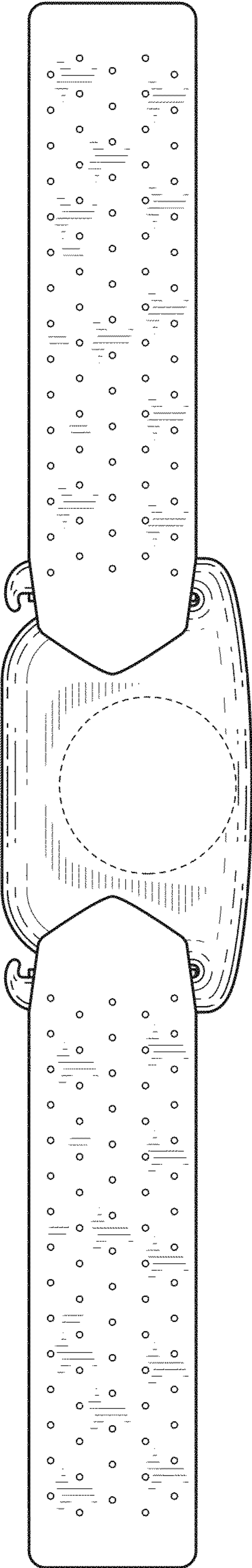


FIG. 4



FIG. 5

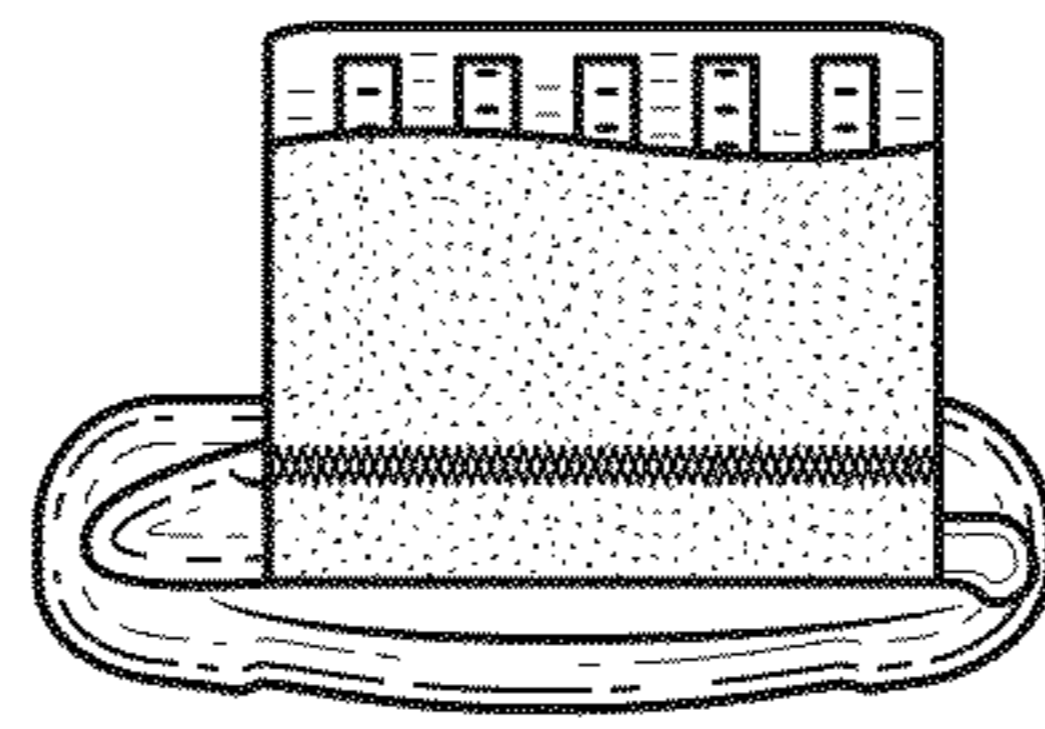


FIG. 7

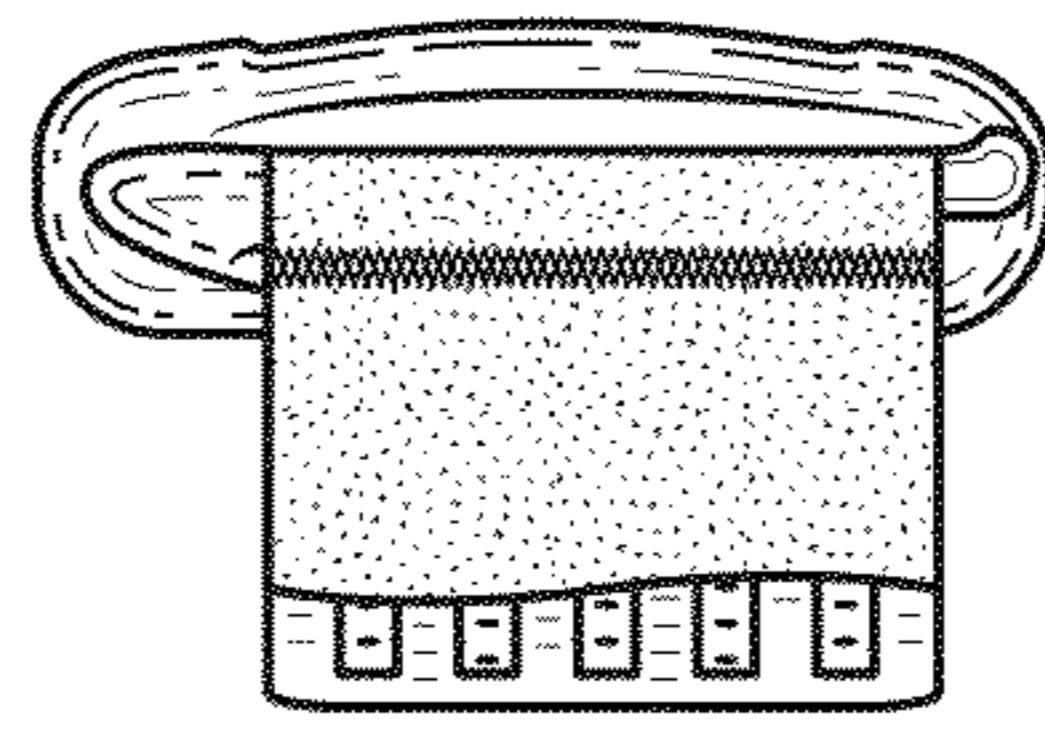


FIG. 6

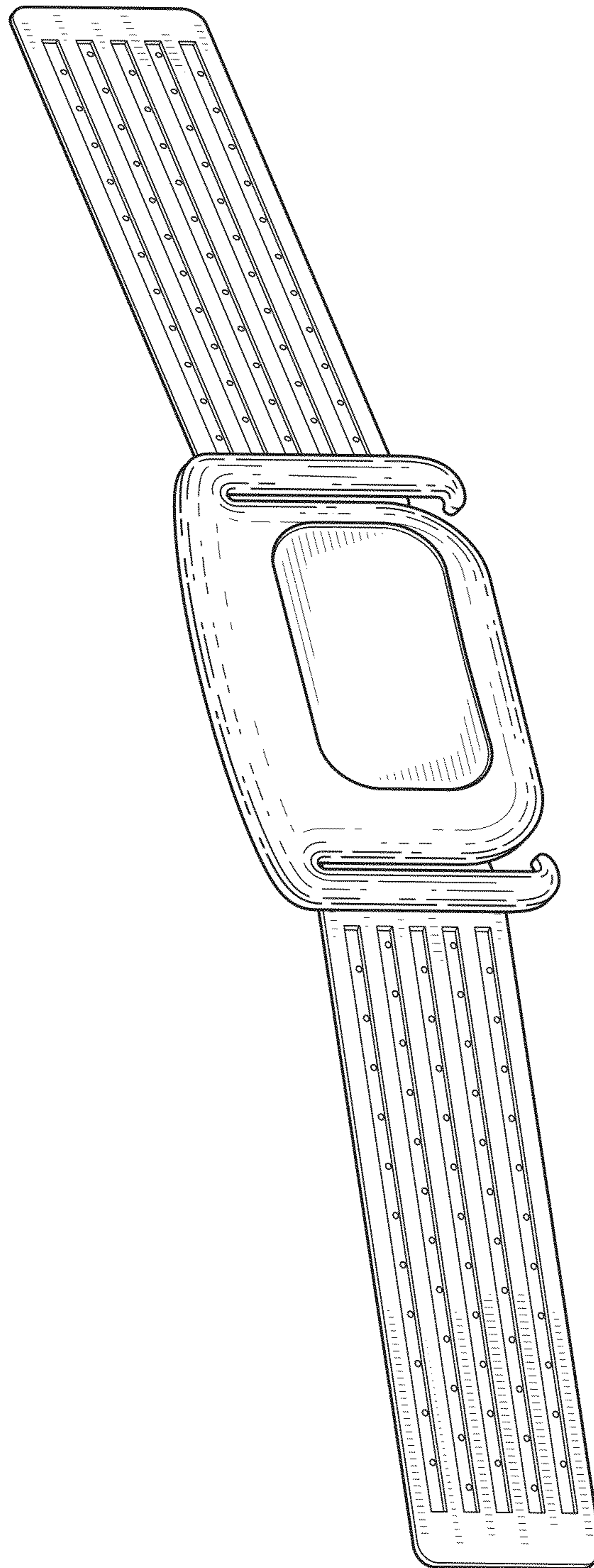


FIG. 8