



US00D719260S

(12) **United States Design Patent**
Shimobayashi

(10) **Patent No.:** **US D719,260 S**

(45) **Date of Patent:** **** Dec. 9, 2014**

(54) **KEYBOARD FOR AN ULTRASONIC
OBSERVATION DEVICE FOR AN
ENDOSCOPE**

(71) Applicant: **Olympus Medical Systems Corp.,**
Tokyo (JP)

(72) Inventor: **Koji Shimobayashi, Hachioji (JP)**

(73) Assignee: **Olympus Medical Systems Corp.,**
Tokyo (JP)

(**) Term: **14 Years**

(21) Appl. No.: **29/447,602**

(22) Filed: **Mar. 5, 2013**

(30) **Foreign Application Priority Data**

Sep. 5, 2012 (JP) 2012-021350

(51) **LOC (10) Cl.** **24-02**

(52) **U.S. Cl.**
USPC **D24/138**

(58) **Field of Classification Search**
CPC .. A61B 1/00; A61B 1/00064; A61B 1/00066;
A61B 1/0669
USPC D24/138, 137, 107, 186; D14/391, 392,
D14/397, 398, 454-456; D18/1, 2, 7, 12.2;
600/101-183
See application file for complete search history.

(56) **References Cited**

U.S. PATENT DOCUMENTS

D277,855 S * 3/1985 Velinsky D14/333
D291,574 S * 8/1987 Kim D14/397

D311,171 S * 10/1990 Santer D14/392
D324,104 S * 2/1992 Cecil et al. D24/158
D346,796 S * 5/1994 Pangburn D14/397
D385,551 S * 10/1997 Viletto et al. D14/392
D528,117 S * 9/2006 Shimizu D14/391
D581,935 S * 12/2008 Merz D14/455
D604,845 S * 11/2009 Hibi et al. D24/138
8,537,209 B2 * 9/2013 Iwasaki et al. 348/65
D696,667 S * 12/2013 Helwig et al. D14/392
2008/0242983 A1 * 10/2008 Hibi 600/441
2012/0130168 A1 * 5/2012 Konomura 600/111

* cited by examiner

Primary Examiner — Bridget L Eland

(74) *Attorney, Agent, or Firm* — Scully, Scott, Murphy & Presser, PC

(57) **CLAIM**

The ornamental design for a keyboard for an ultrasonic observation device for an endoscope, as shown and described.

DESCRIPTION

FIG. 1 is a front perspective view of a keyboard for an ultrasonic observation device for an endoscope, showing my new design;

FIG. 2 is a front elevational view thereof;

FIG. 3 is a rear elevational view thereof;

FIG. 4 is a left side elevational view thereof;

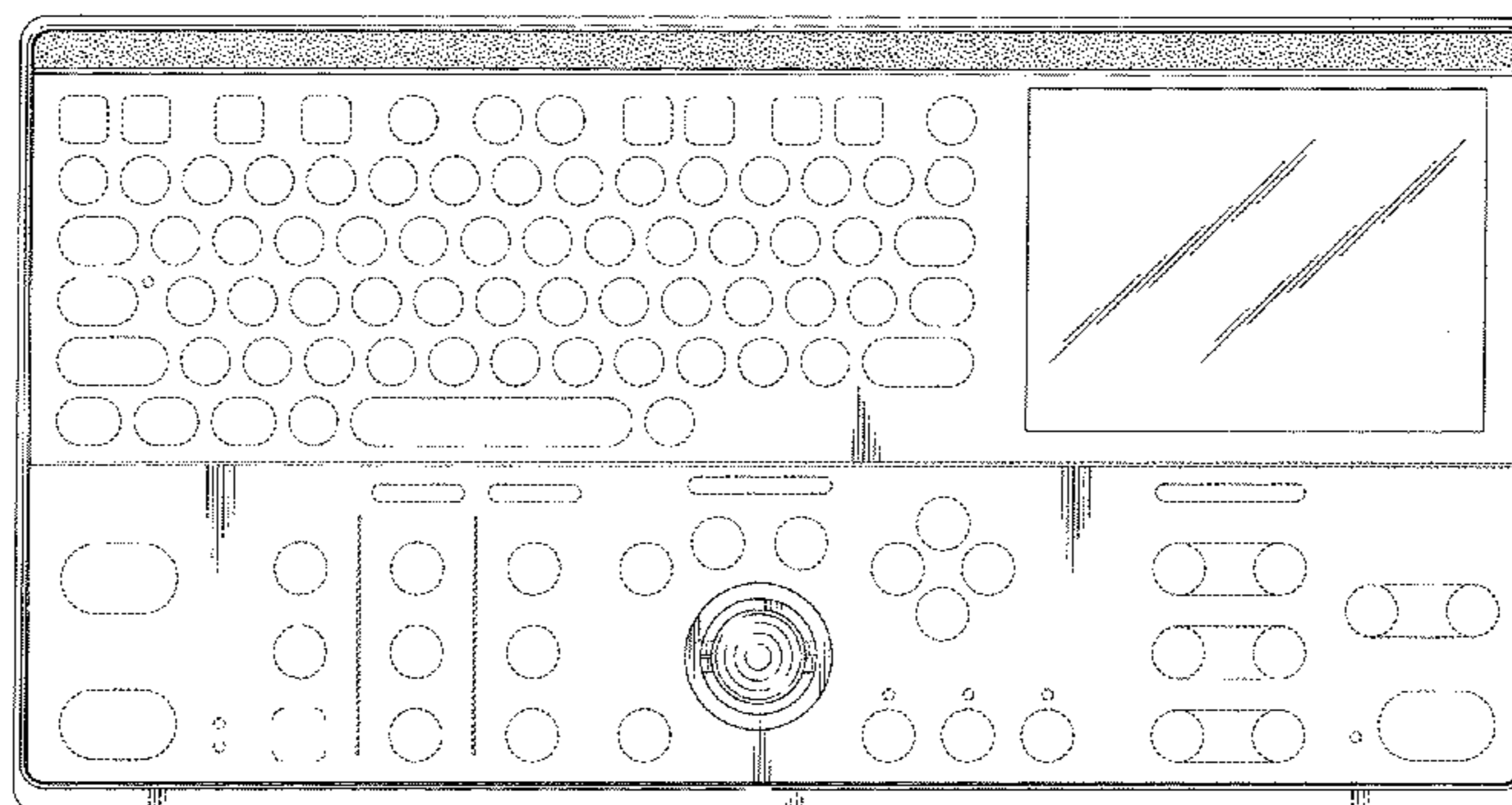
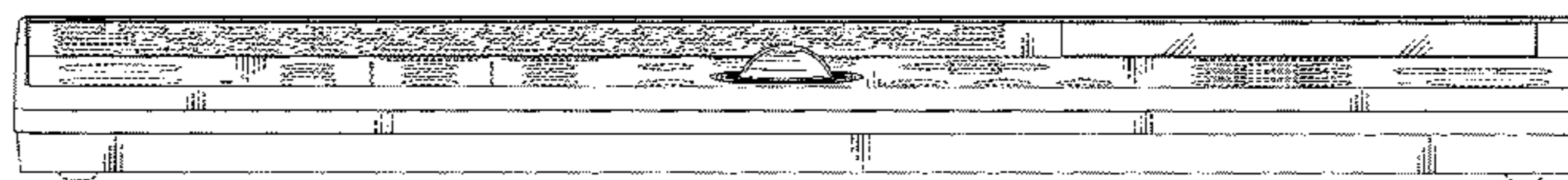
FIG. 5 is a right side elevational view thereof;

FIG. 6 is a top plan view thereof; and,

FIG. 7 is a bottom plan view thereof.

The broken lines in the drawings are included for the purpose of illustrating portions of the keyboard for an ultrasonic observation device for an endoscope that form no part of the claimed design.

1 Claim, 5 Drawing Sheets



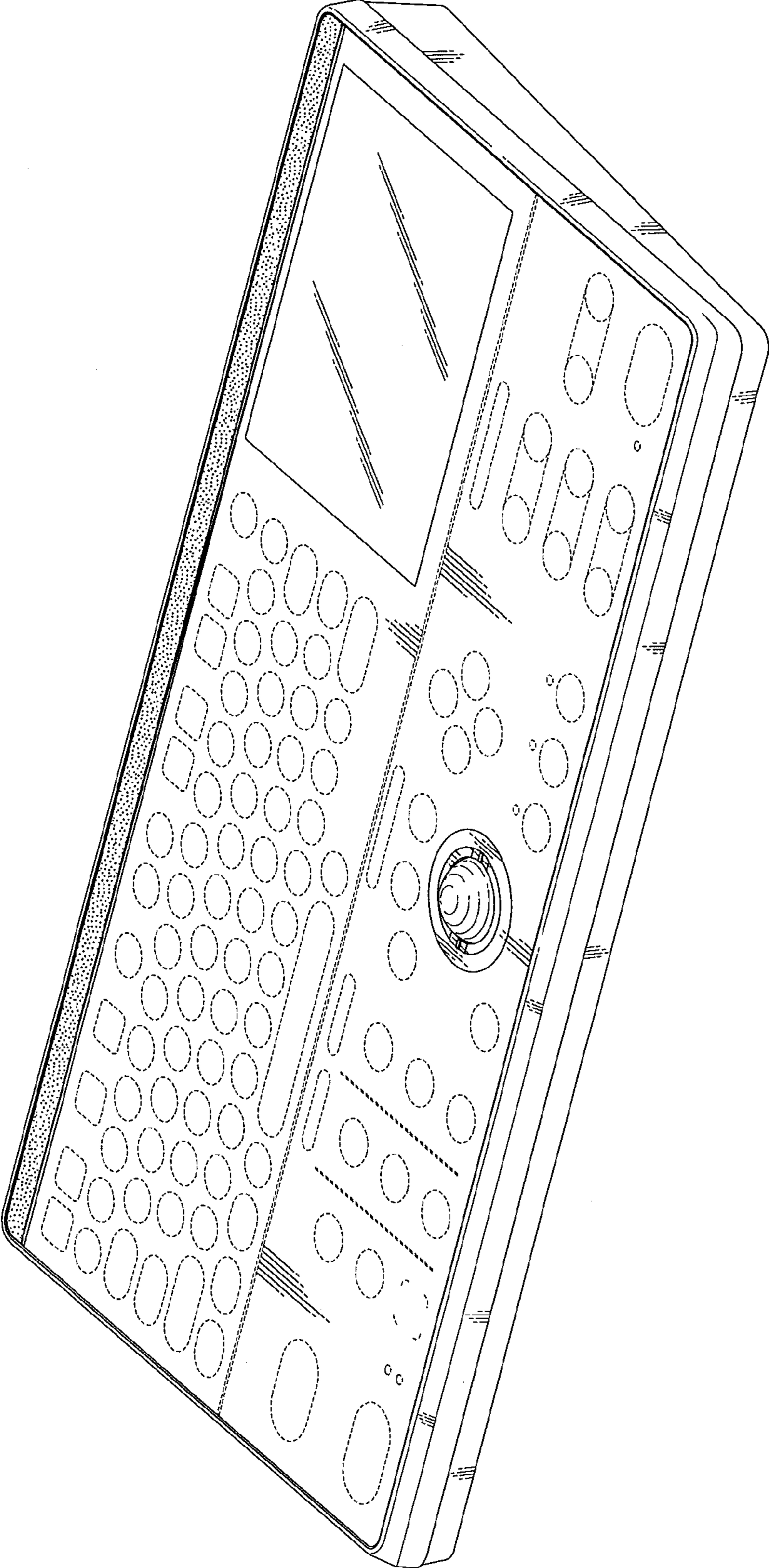


FIG.1

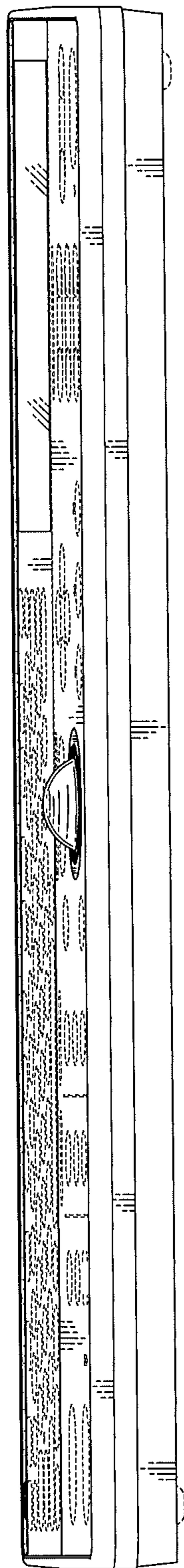


FIG. 2

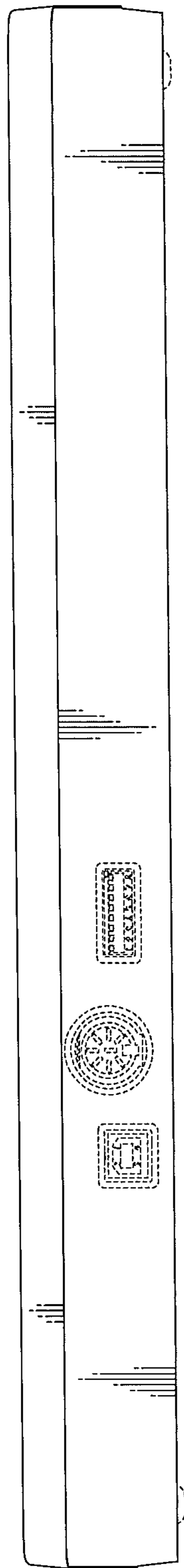


FIG. 3

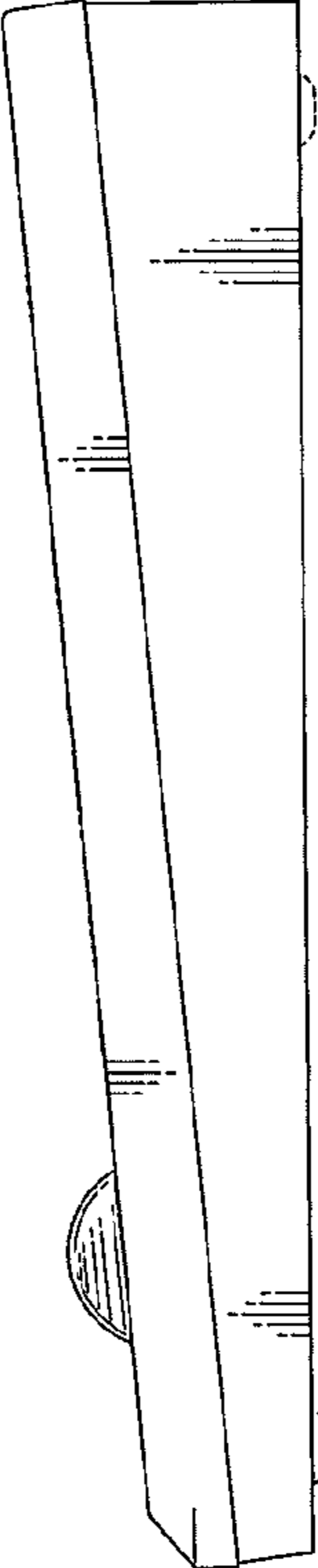


FIG.5




FIG.4

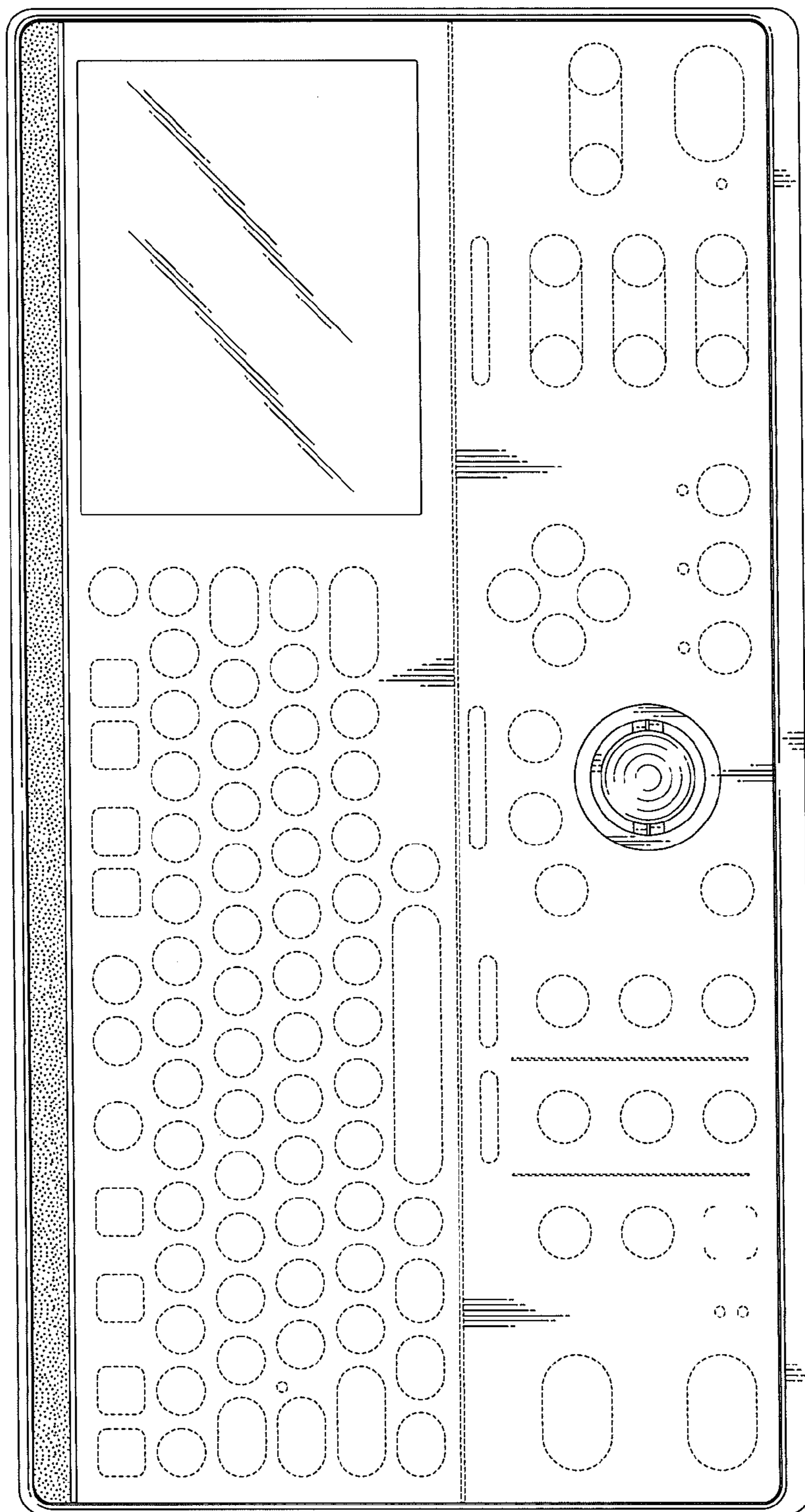


FIG. 6

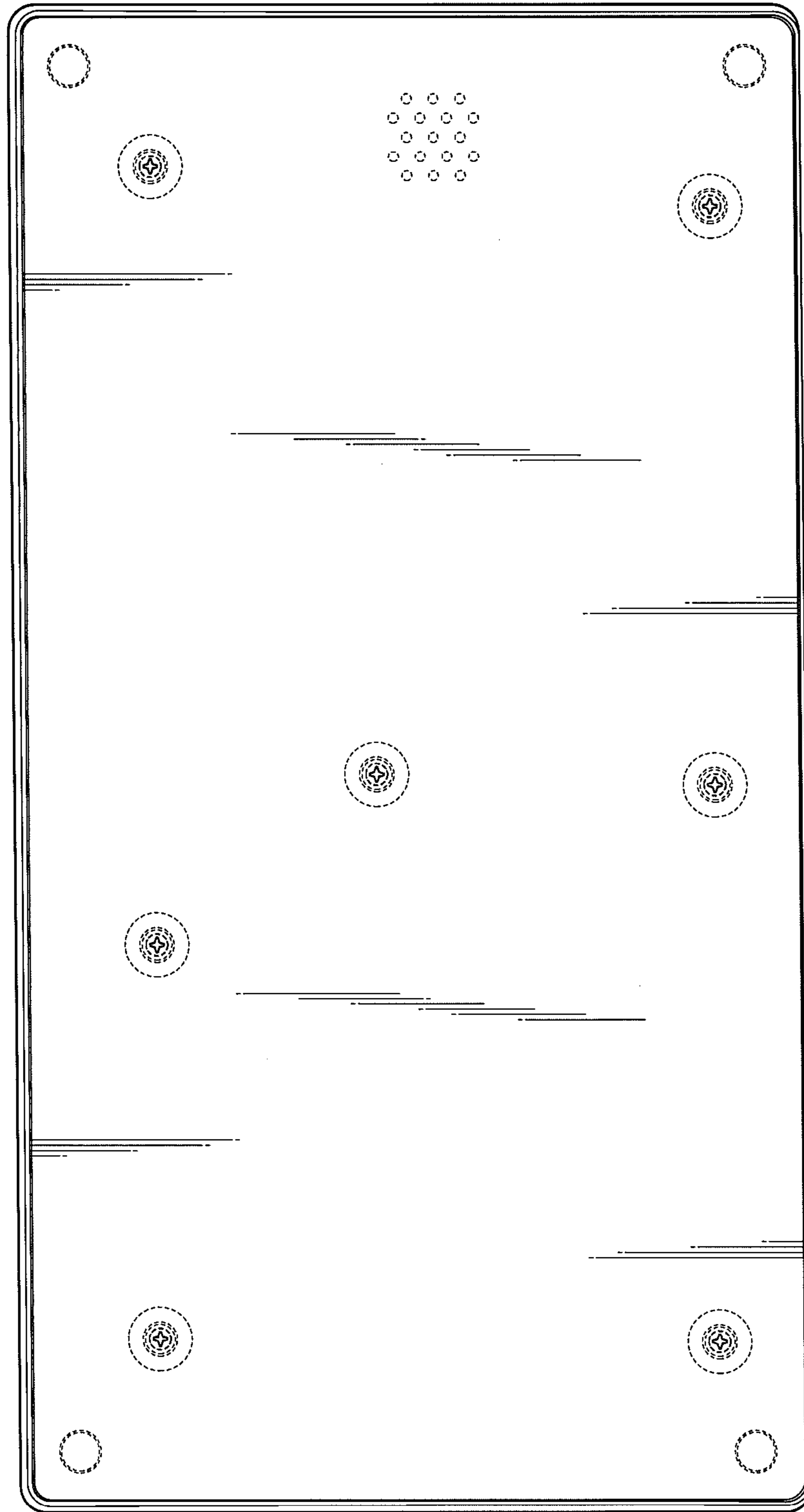


FIG. 7

UNITED STATES PATENT AND TRADEMARK OFFICE
CERTIFICATE OF CORRECTION

PATENT NO. : D719,260 S
APPLICATION NO. : 29/447602
DATED : December 9, 2014
INVENTOR(S) : Koji Shimobayashi

Page 1 of 1

It is certified that error appears in the above-identified patent and that said Letters Patent is hereby corrected as shown below:

Title page item 56

In the "References Cited" section of US Design Patent No. D719,260 S, please insert:

--FOREIGN PATENT DOCUMENTS

JP D1312444 10/2007

OTHER PUBLICATIONS

Japanese Office Action dated April 9, 2013 in Japanese Design Patent Application No.
2012-021350--

Signed and Sealed this
Fifteenth Day of September, 2015



Michelle K. Lee
Director of the United States Patent and Trademark Office