



US00D719249S

(12) **United States Design Patent**
Lim

(10) **Patent No.:** **US D719,249 S**
(45) **Date of Patent:** **** Dec. 9, 2014**

(54) **ION GENERATOR FOR AUTOMOBILE**

(71) Applicant: **Samsung Electronics Co., Ltd.,**
Suwon-Si, Gyeonggi-Do (KR)

(72) Inventor: **Hyuntaik Lim, London (GB)**

(73) Assignee: **Samsung Electronics Co., Ltd.,**
Gyeonggi-do (KR)

(**) Term: **14 Years**

(21) Appl. No.: **29/445,068**

(22) Filed: **Feb. 7, 2013**

(30) **Foreign Application Priority Data**

Aug. 28, 2012 (KR) 30-2012-0041327

(51) **LOC (10) Cl.** **23-04**

(52) **U.S. Cl.**
USPC **D23/364**

(58) **Field of Classification Search**
USPC D23/355-366, 352, 369, 332, 333, 335,
D23/336, 342, 351; 422/120, 122; 55/356,
55/473, 504; 96/97; 250/423 R-423 F;
261/DIG. 17, DIG. 65, DIG. 88, DIG. 31
See application file for complete search history.

(56) **References Cited**

U.S. PATENT DOCUMENTS

D247,249 S * 2/1978 Schimanski D23/366
D247,573 S * 3/1978 Schimanski D23/366

D419,658 S * 1/2000 Matchett et al. D23/356
7,364,140 B2 * 4/2008 Lipscombe et al. 261/142
D621,021 S * 8/2010 Koenig et al. D23/368
D636,474 S * 4/2011 Choi et al. D23/351
D657,036 S * 4/2012 Vetu et al. D23/364
D665,485 S * 8/2012 Vetu D23/364
D674,069 S * 1/2013 Vetu D23/364
D684,674 S * 6/2013 Blachford et al. D23/366
D692,549 S * 10/2013 Wirz D23/366
D694,382 S * 11/2013 Brandenburg et al. D23/366
D700,692 S * 3/2014 Engelhardt D23/360

* cited by examiner

Primary Examiner — David Muller

(74) *Attorney, Agent, or Firm* — Harness, Dickey & Pierce,
P.L.C.

(57) **CLAIM**

I claim the ornamental design for an ion generator for auto-
mobile, as shown.

DESCRIPTION

FIG. 1 is a front/right-side/top perspective view of an ion
generator for automobile showing our new design;
FIG. 2 is a front elevation view thereof;
FIG. 3 is a rear elevation view thereof;
FIG. 4 is a left side elevation view thereof;
FIG. 5 is a right side elevation view thereof;
FIG. 6 is a top plan view thereof;
FIG. 7 is a bottom plan view thereof; and,
FIG. 8 is a rear/right-side/top perspective view thereof.
The broken line showing of parts of the drawings is included
for the purpose of illustrating use and environment and forms
no part of the claimed design.

1 Claim, 6 Drawing Sheets

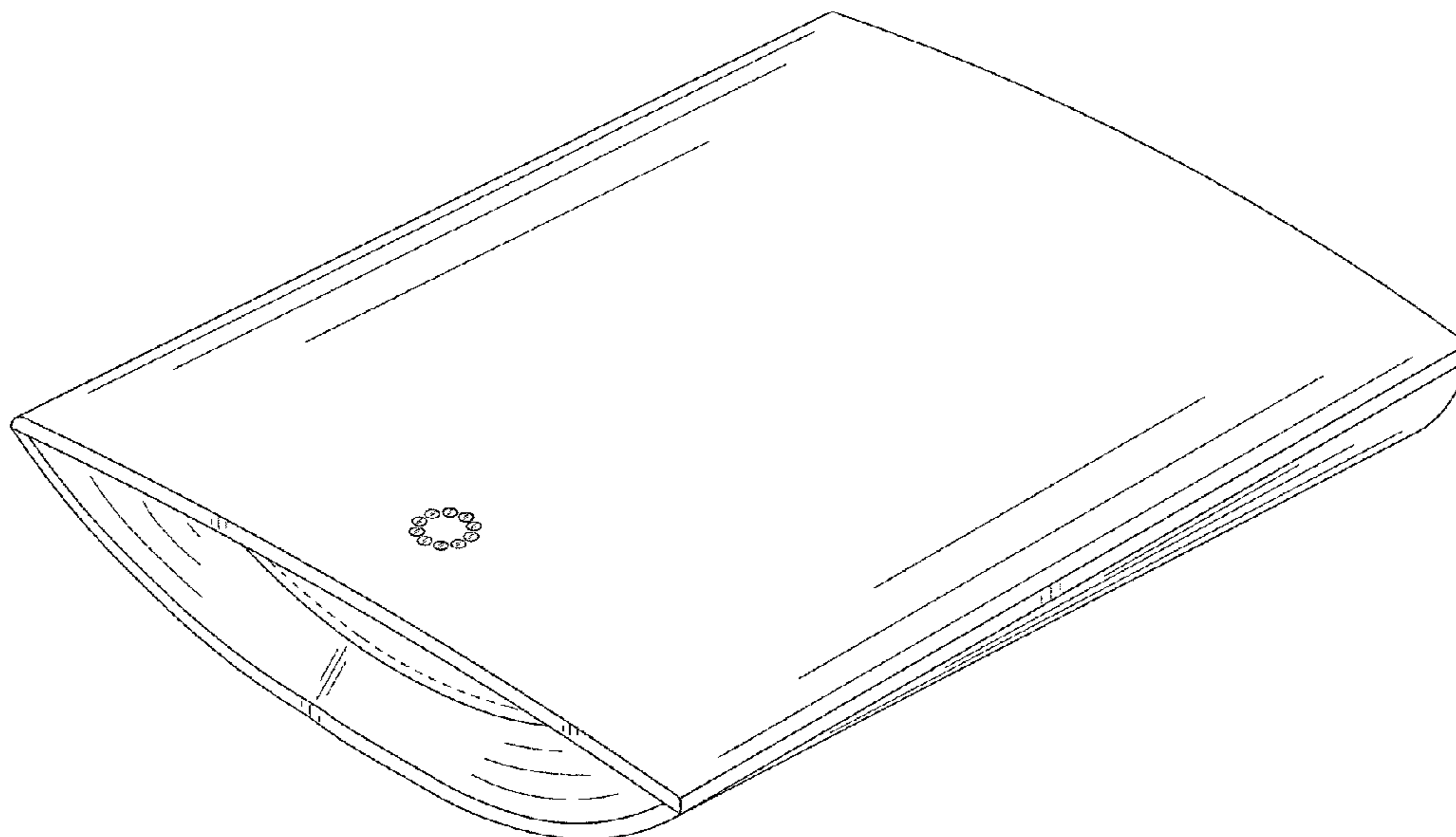


FIG. 1

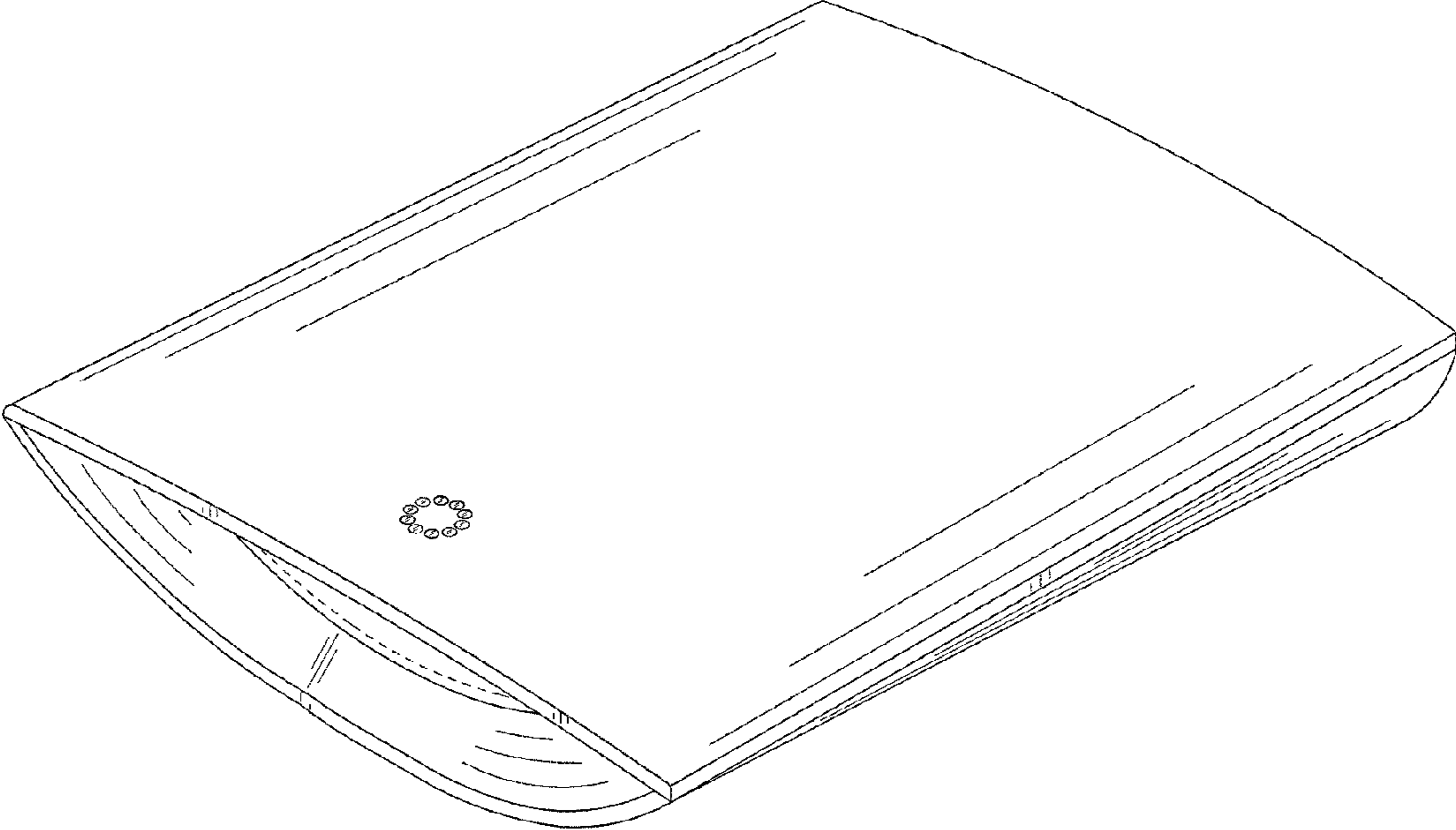


FIG. 2

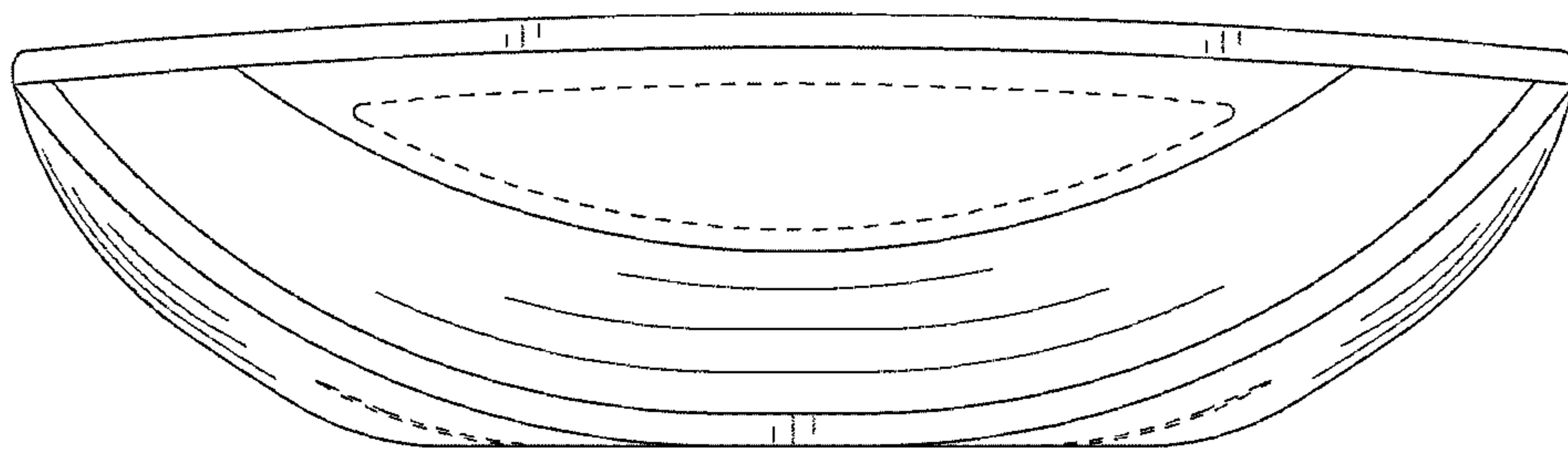


FIG. 3

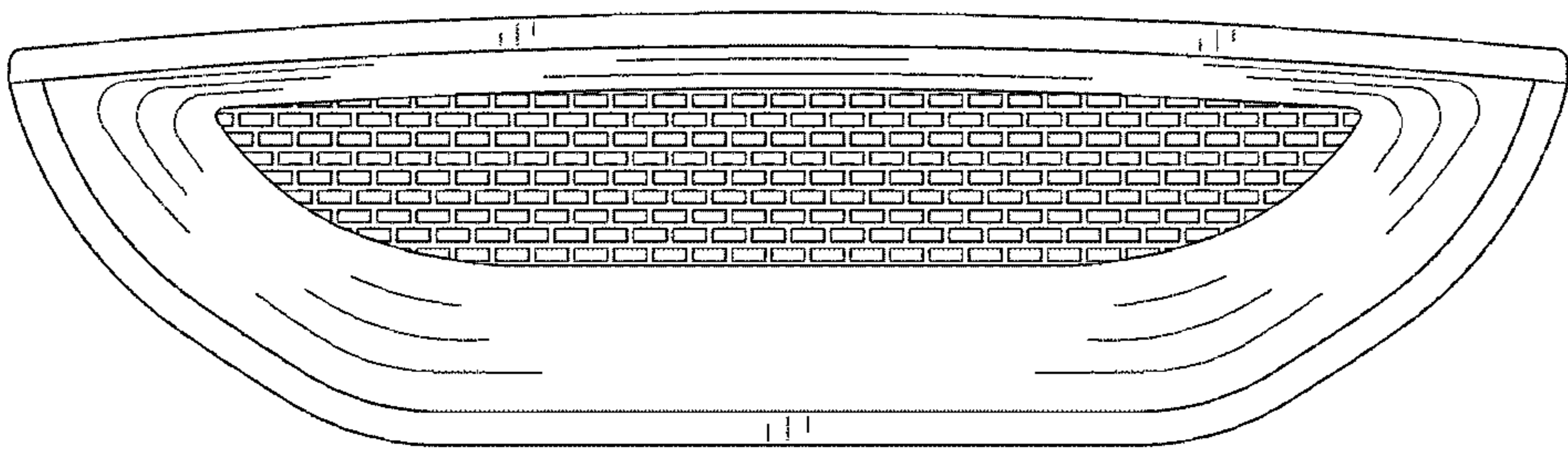


FIG.4

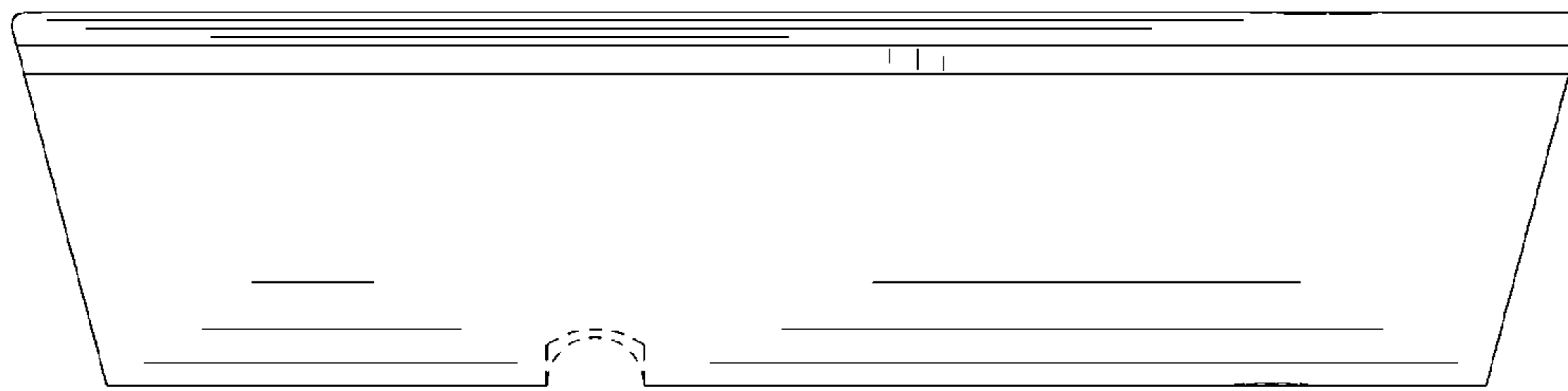


FIG.5

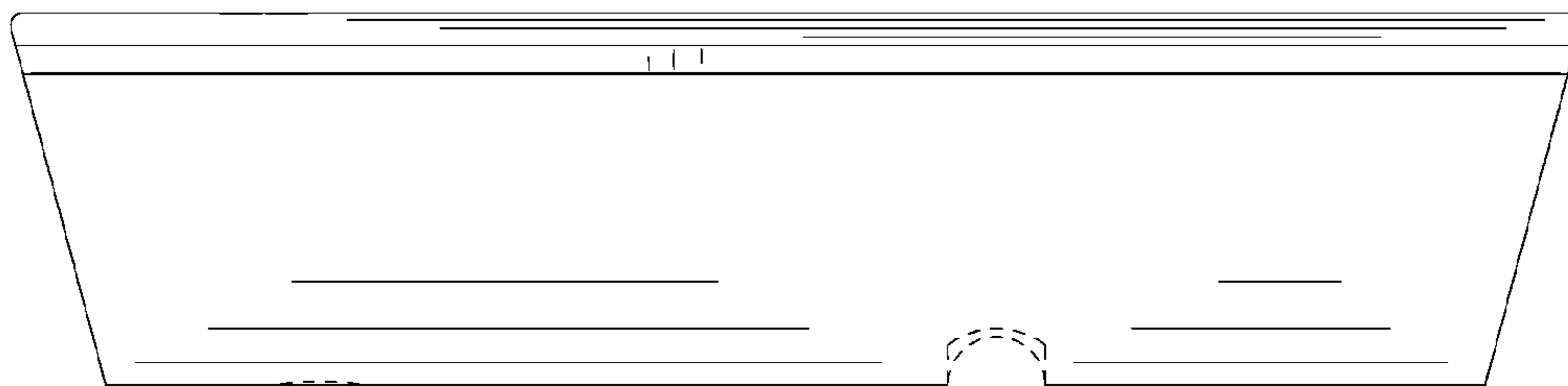


FIG.6




FIG.7

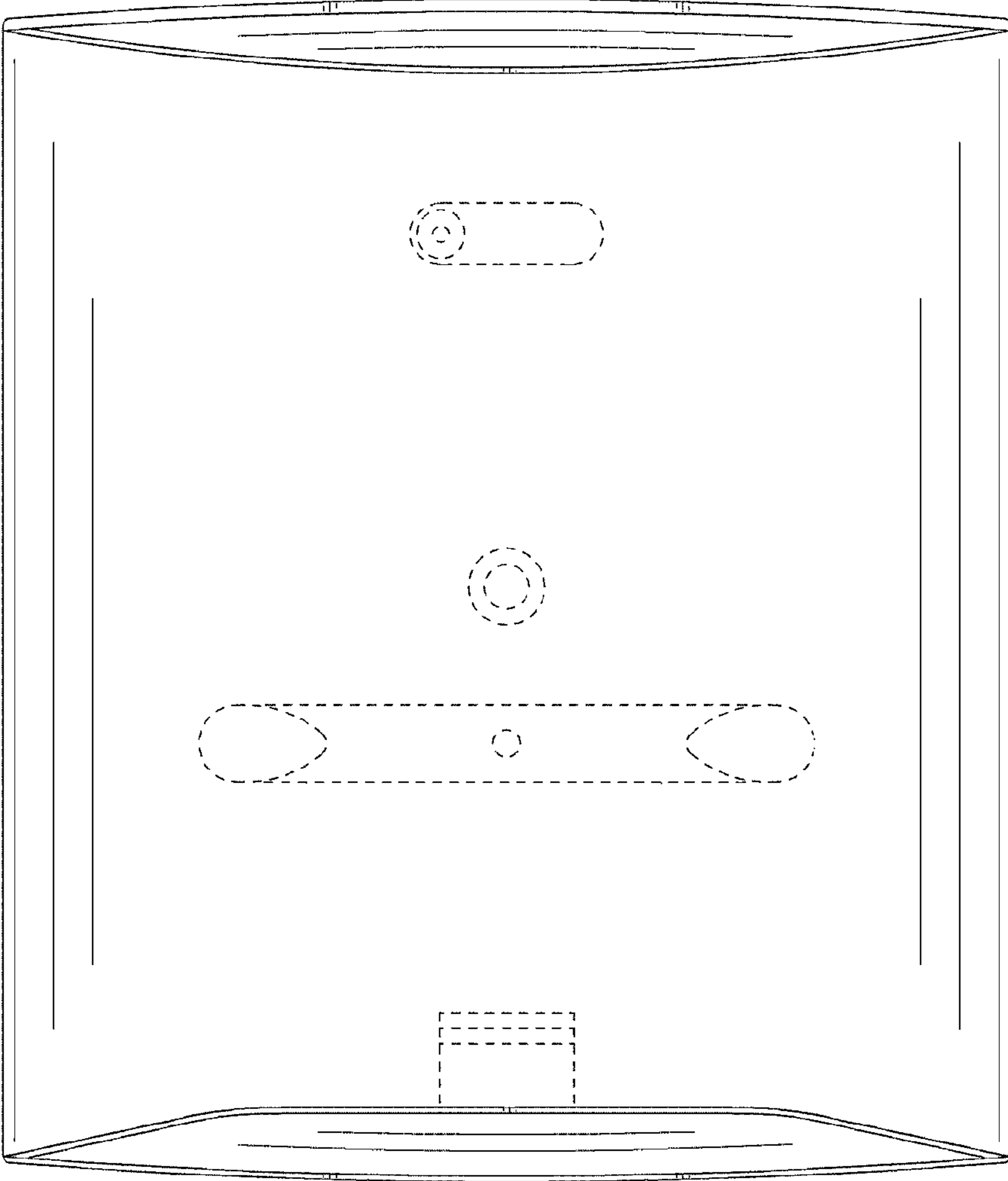


FIG. 8

