



US00D719238S

(12) **United States Design Patent**
Cutler

(10) **Patent No.:** **US D719,238 S**
(45) **Date of Patent:** **** Dec. 9, 2014**

(54) **FISH CLUB**

(71) Applicant: **Jamie Cutler**, Waukee, IA (US)

(72) Inventor: **Jamie Cutler**, Waukee, IA (US)

(**) Term: **14 Years**

(21) Appl. No.: **29/484,020**

(22) Filed: **Mar. 5, 2014**

(51) **LOC (10) Cl.** **22-05**

(52) **U.S. Cl.**
USPC **D22/134**

(58) **Field of Classification Search**
USPC D22/149, 134; 463/47.2, 457; D21/725;
43/14, 5, 17.2, 53.5; 294/26
See application file for complete search history.

(56) **References Cited**

U.S. PATENT DOCUMENTS

503,977	A *	8/1893	Nelson	463/47.2
2,757,002	A	7/1956	Ryden		
D332,990	S	2/1993	Grady et al.		
5,348,296	A	9/1994	Frederiksen		
D449,367	S	10/2001	Cushman et al.		
6,526,691	B1	3/2003	Maddox		
7,503,139	B1	3/2009	Fitzgerald		
D666,690	S *	9/2012	Leistner	D22/149

FOREIGN PATENT DOCUMENTS

DE	29812925	U1	11/1998
DE	29906608	U1	7/1999

OTHER PUBLICATIONS

DE 29812925 U1—Schroeder Ruediger—English Translation Nov. 19, 1998.

DE 29906608 U1—Drewler—English Translation Jul. 29, 1999.

* cited by examiner

Primary Examiner — Catheri Oliver-Garcia

(74) *Attorney, Agent, or Firm* — McKee, Voorhees & Sease

(57) **CLAIM**

I claim the ornamental design for fish club, substantially as shown and described.

DESCRIPTION

FIG. 1 is a top and side perspective view of a fish club of the present invention;

FIG. 2 is a side view of the fish club of FIG. 1;

FIG. 3 is a side view of the fish club of FIG. 2 rotated 90 degrees;

FIG. 4 is a side view of the fish club of FIG. 3 rotated 90 degrees;

FIG. 5 is a side view of the fish club of FIG. 4 rotated 90 degrees;

FIG. 6 is a top plan view of the fish club of FIG. 1; and,

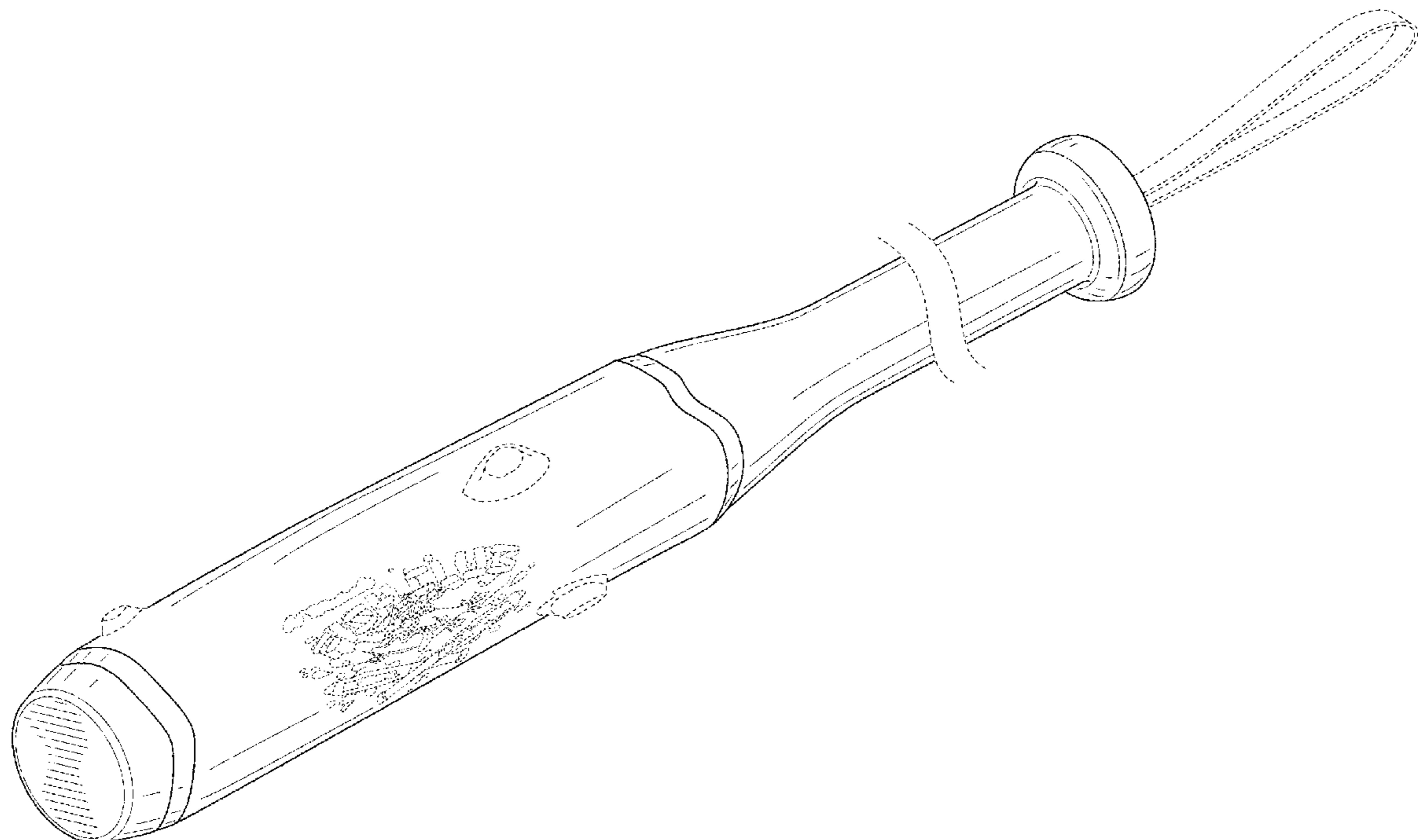
FIG. 7 is a bottom plan view of the fish club of FIG. 1.

The dashed lines on the bark portion indicating wood knots and logo placement are not a part of the claimed invention.

The dashed lines representing a strap on the handle are not a part of the claimed invention.

The broken lines on the handle indicate indeterminate length.

1 Claim, 4 Drawing Sheets



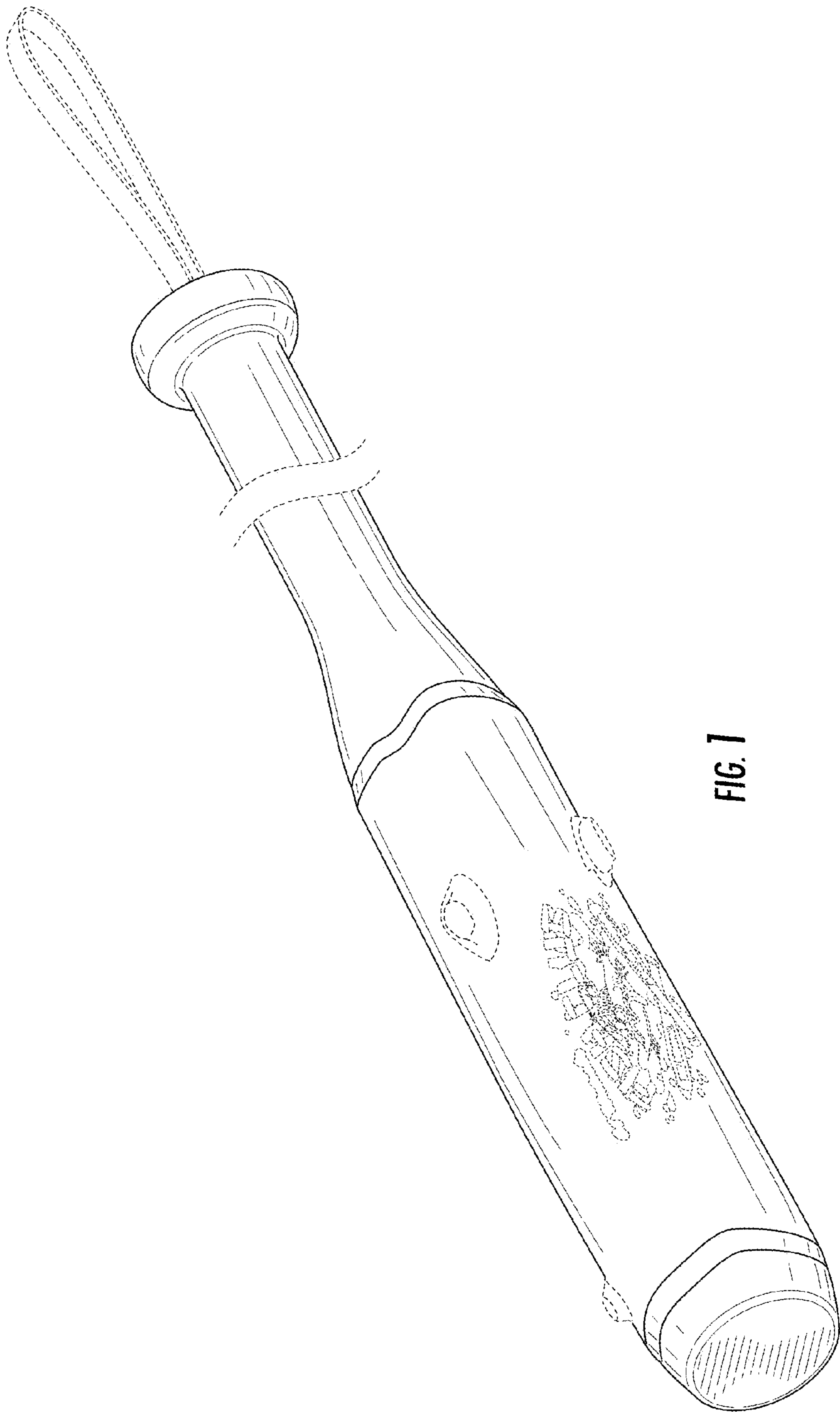


FIG. 1

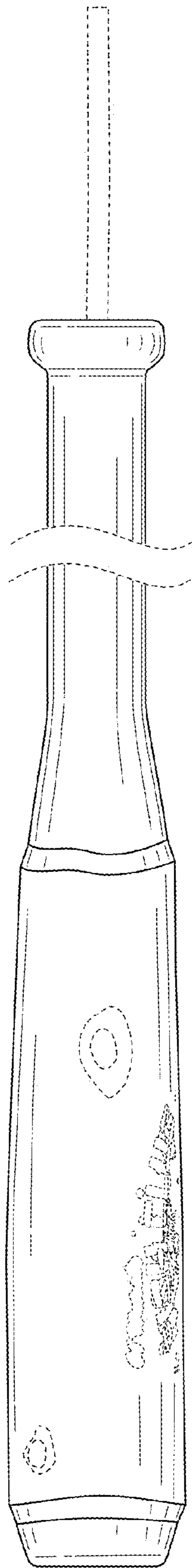


FIG. 2

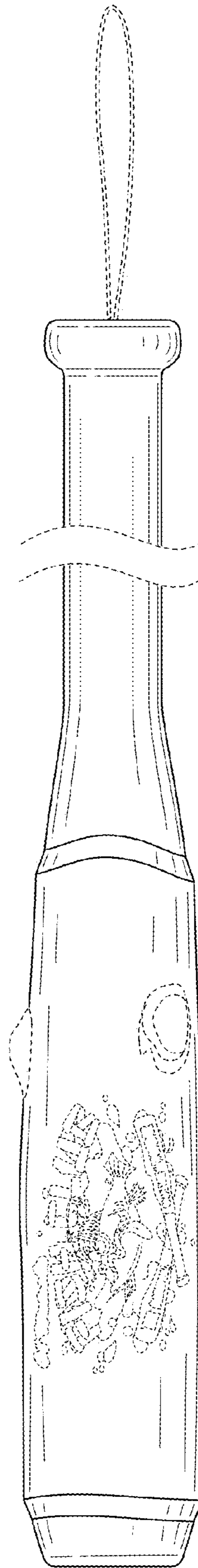


FIG. 3

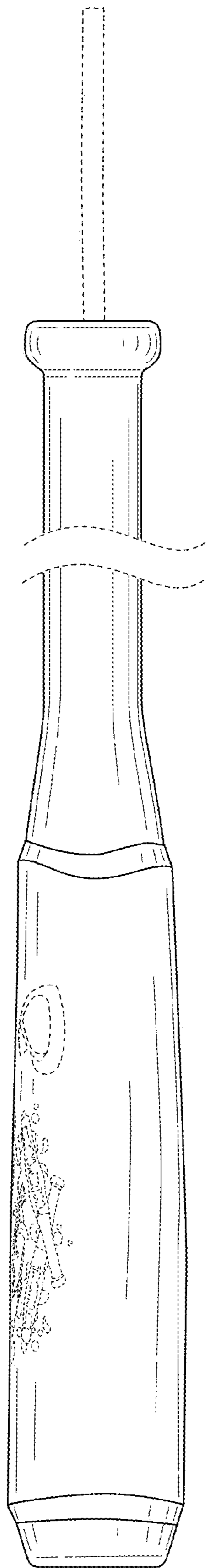


FIG. 4

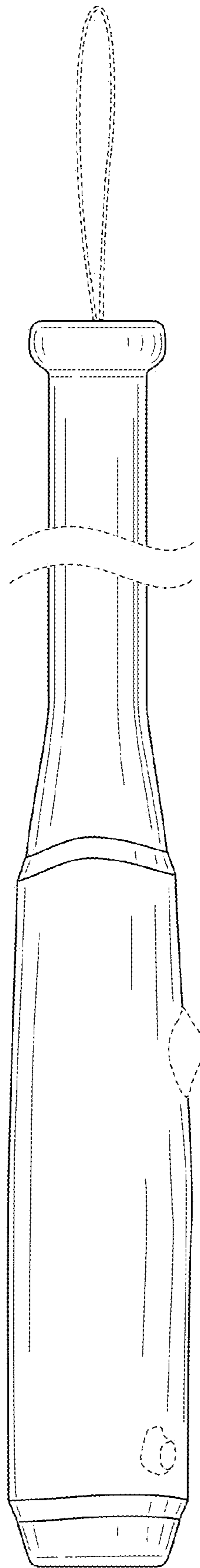


FIG. 5

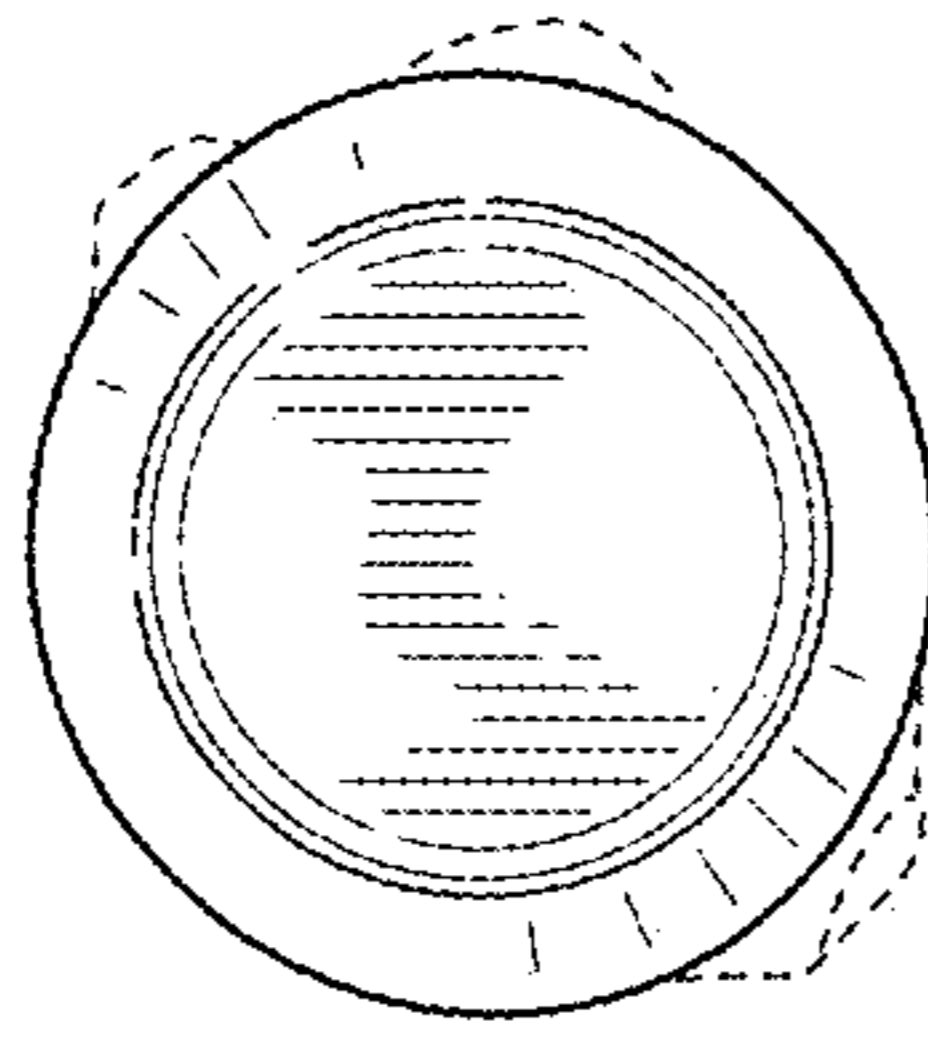


FIG. 6

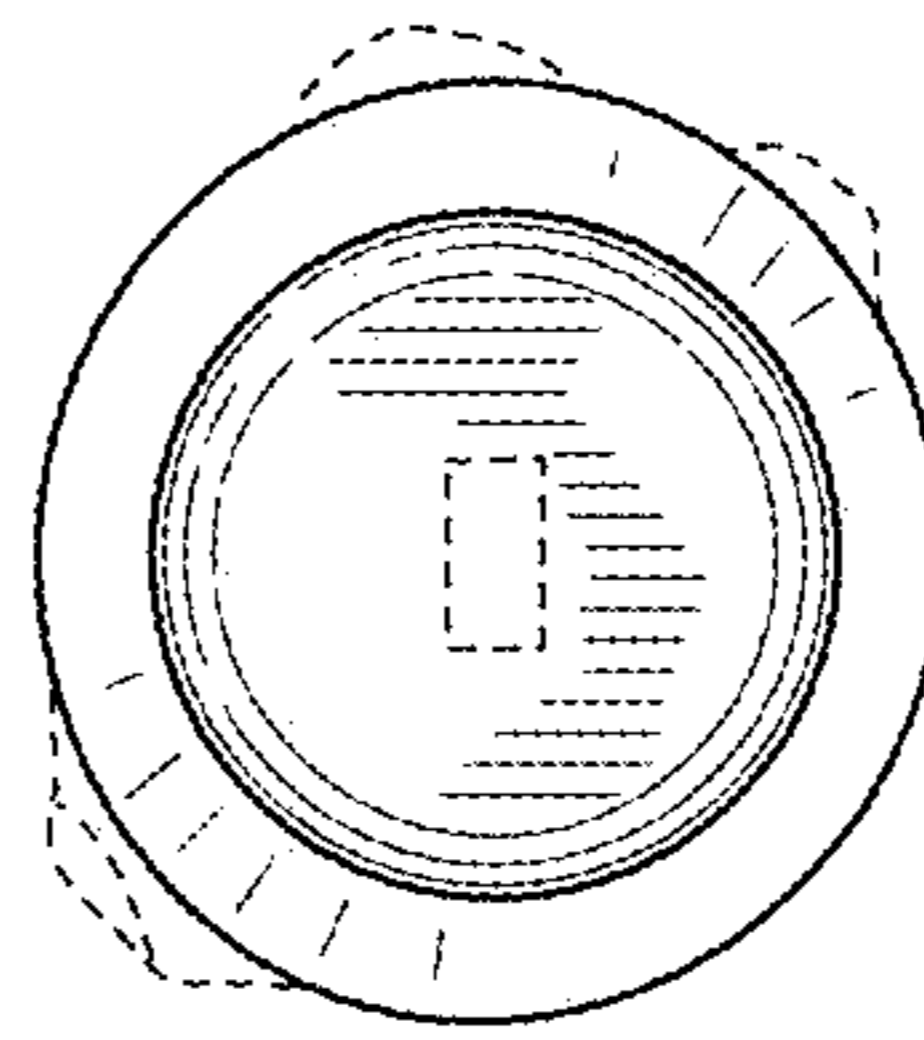


FIG. 7