



US00D719232S

(12) **United States Design Patent**  
**Wallander**

(10) **Patent No.:** **US D719,232 S**

(45) **Date of Patent:** **\*\* Dec. 9, 2014**

(54) **GOLF BALL-MARK REPAIR TOOL**

(71) Applicant: **William S. Wallander**, Audubon, IA  
(US)

(72) Inventor: **William S. Wallander**, Audubon, IA  
(US)

(\*\*) Term: **14 Years**

(21) Appl. No.: **29/479,733**

(22) Filed: **Jan. 19, 2014**

(51) **LOC (10) Cl.** ..... **21-02**

(52) **U.S. Cl.**  
USPC ..... **D21/793**

(58) **Field of Classification Search**  
CPC ..... A63B 57/0068  
USPC ..... D21/789, 793, 794; 473/286, 408  
See application file for complete search history.

(56) **References Cited**

**U.S. PATENT DOCUMENTS**

3,763,515 A \* 10/1973 Voss ..... 473/408  
D247,452 S \* 3/1978 Kitay ..... D21/793

D391,318 S \* 2/1998 Shah et al. .... D21/793  
D399,597 S \* 10/1998 Craven ..... D27/183  
D401,379 S \* 11/1998 Goldoftas ..... D21/793  
D424,151 S \* 5/2000 Miura ..... D21/793  
D471,612 S \* 3/2003 Chandler ..... D21/793  
D534,982 S \* 1/2007 Miller ..... D21/793  
D553,705 S \* 10/2007 Barouh ..... D21/793

\* cited by examiner

*Primary Examiner* — Mitchell Siegel

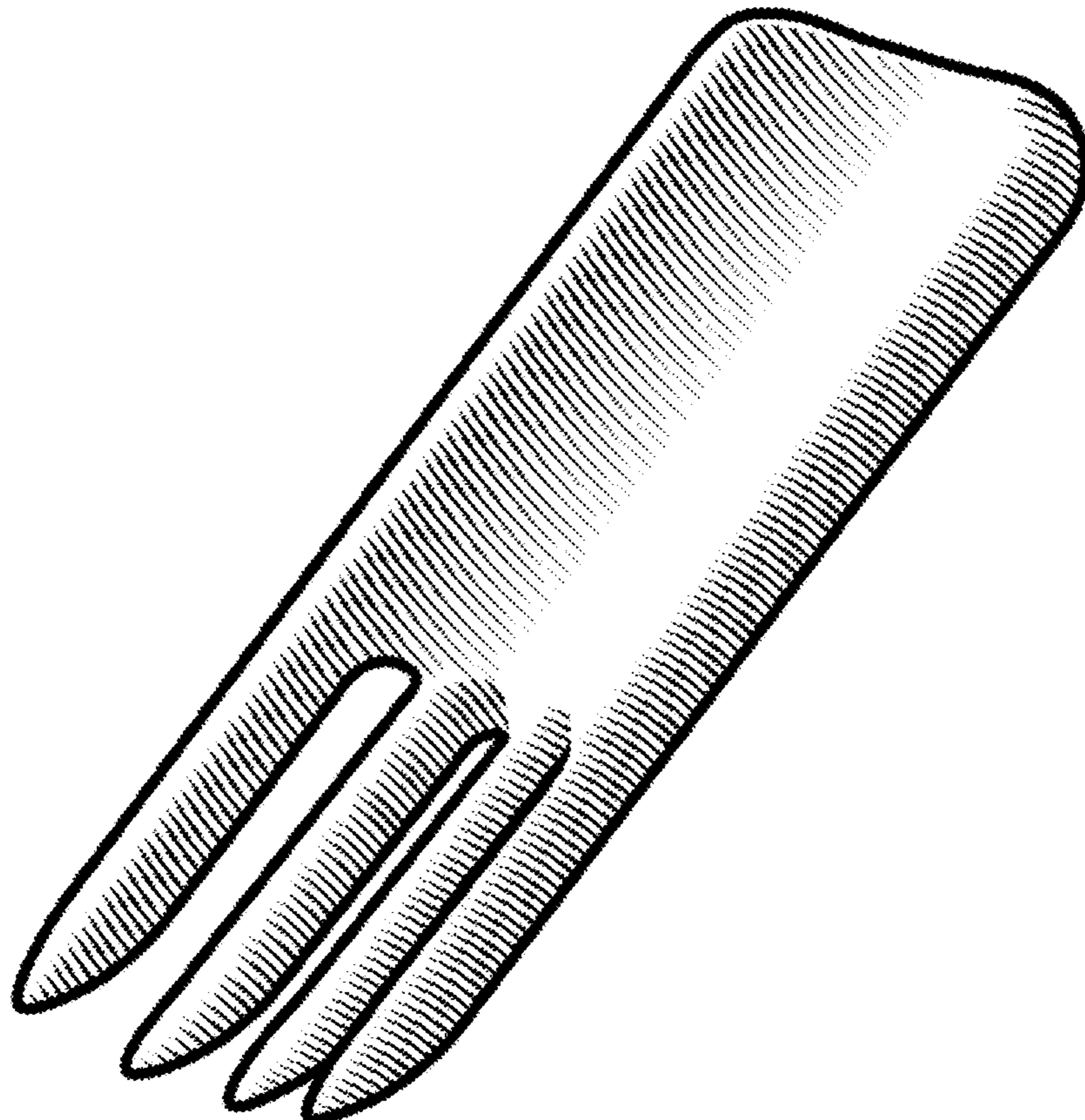
(57) **CLAIM**

I claim the ornamental design for a golf ball-mark repair tool, as shown and described.

**DESCRIPTION**

FIG. 1 is a front perspective view of a golf ball-mark repair tool;  
FIG. 2 is a bottom view thereof;  
FIG. 3 is a top view thereof;  
FIG. 4 is a front view thereof; and,  
FIG. 5 is a right side view thereof.

**1 Claim, 2 Drawing Sheets**



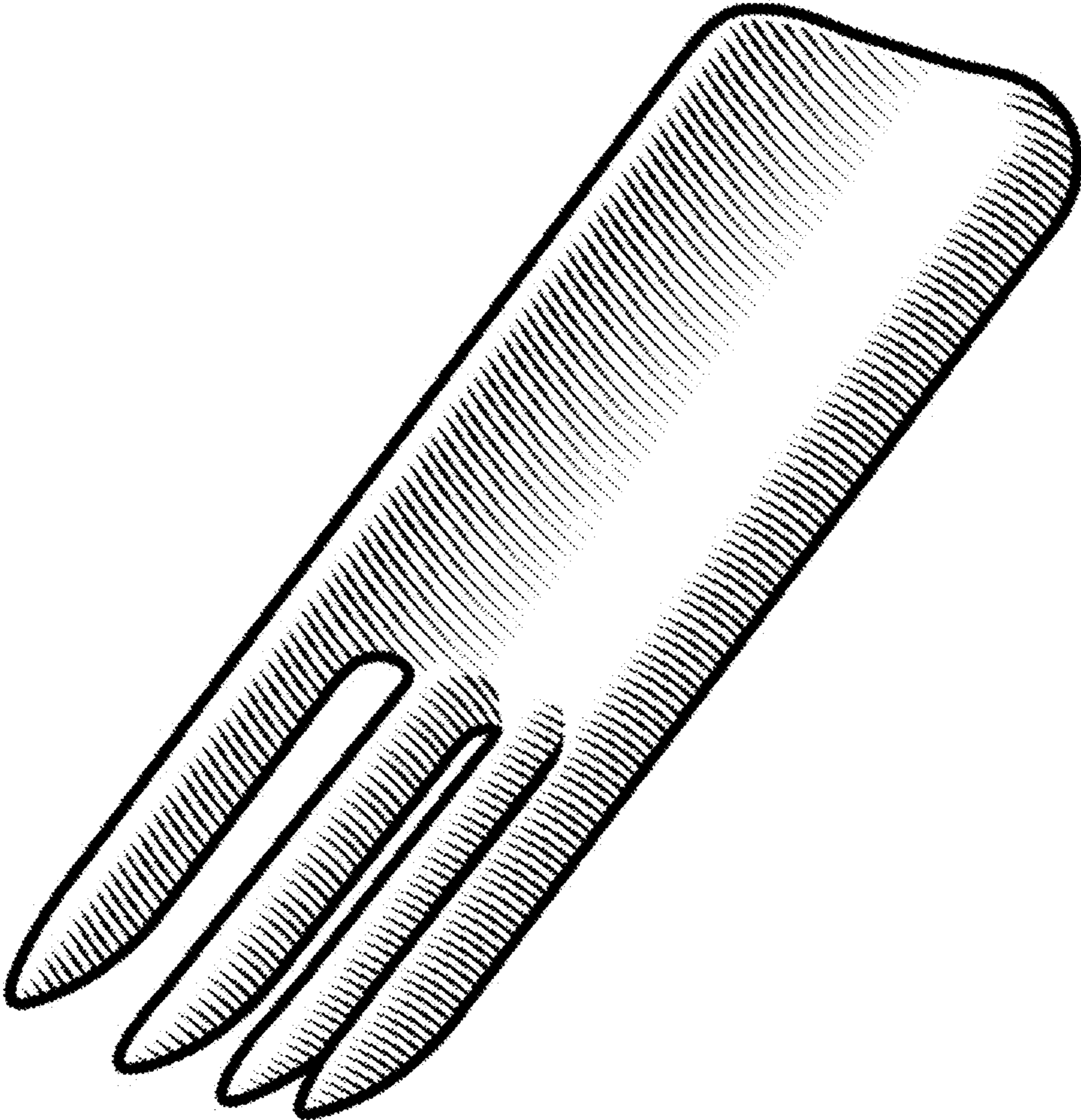


Fig. 1




Fig. 2



Fig. 3




Fig. 4




Fig. 5