



US00D719227S

(12) **United States Design Patent**
Severa et al.

(10) **Patent No.:** **US D719,227 S**

(45) **Date of Patent:** **** Dec. 9, 2014**

(54) **TENNIS RACQUET**

(71) Applicant: **Wilson Sporting Goods Co.**, Chicago, IL (US)

(72) Inventors: **William D. Severa**, Darien, IL (US);
Ronald R. Rocchi, Naperville, IL (US);
Robert T. Kapheim, Chicago, IL (US);
Brad M. Skoryi, Palos Heights, IL (US);
David A. Vogel, Island Lake, IL (US)

(73) Assignee: **Wilson Sporting Goods Co.**, Chicago, IL (US)

(**) Term: **14 Years**

(21) Appl. No.: **29/479,904**

(22) Filed: **Jan. 21, 2014**

(51) **LOC (10) Cl.** **21-02**

(52) **U.S. Cl.**
USPC **D21/753**

(58) **Field of Classification Search**
USPC D21/729–732, 753; 473/524–557
See application file for complete search history.

(56) **References Cited**

U.S. PATENT DOCUMENTS

D235,892	S	*	7/1975	Altissimo	D21/730
3,912,268	A	*	10/1975	Robinson	473/537
D272,553	S	*	2/1984	Hall et al.	D21/730
D289,786	S	*	5/1987	Fernandez	D21/730
D299,042	S	*	12/1988	Bosworth, Jr.	D21/730
5,076,583	A	*	12/1991	Hsu	473/537
D330,925	S	*	11/1992	Janes	D21/730
D354,323	S	*	1/1995	Chuang	D21/730

D369,194	S		4/1996	Severa	D21/212
D469,487	S		1/2003	Severa et al.	D21/729
D469,488	S	*	1/2003	Severa et al.	D21/729
D502,517	S		3/2005	Severa et al.	D21/729
D503,442	S		3/2005	Severa et al.	D21/730
D514,639	S		2/2006	Hernandez et al.	D21/729
D520,581	S		5/2006	Severa et al.	D21/729
D554,211	S	*	10/2007	Severa et al.	D21/730
D559,927	S		1/2008	McMillan et al.	D21/730
D565,675	S		4/2008	Severa et al.	D21/730
D596,682	S		7/2009	Severa et al.	D21/730
D622,793	S		8/2010	Severa et al.	D21/730
D631,521	S	*	1/2011	Severa et al.	D21/730
D689,572	S	*	9/2013	Severa et al.	D21/730
D689,573	S		9/2013	Severa et al.	D21/730
D689,966	S		9/2013	Severa et al.	D21/730

* cited by examiner

Primary Examiner — Mitchell Siegel

(74) *Attorney, Agent, or Firm* — Terence P. O'Brien

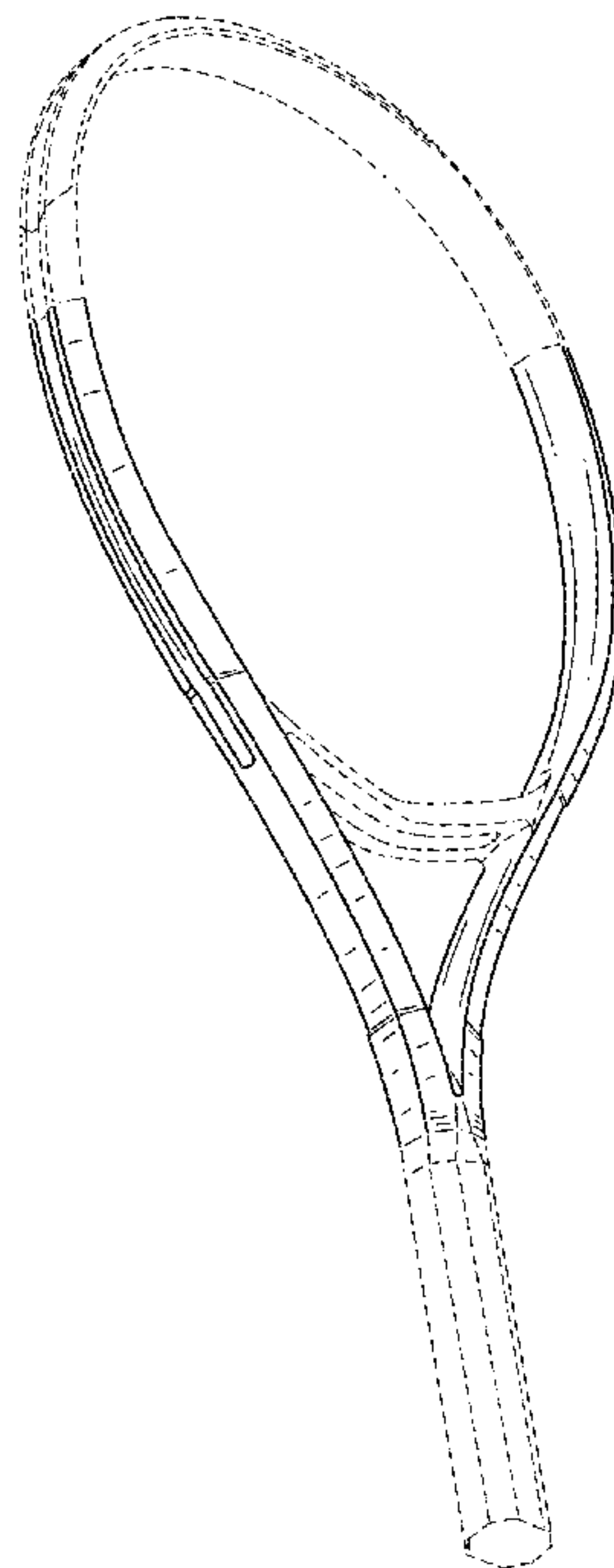
(57) **CLAIM**

We claim the ornamental design for a tennis racquet, as shown and described.

DESCRIPTION

FIG. 1 is a front, side perspective view of a tennis racquet; FIG. 2 is a front view of the tennis racquet of FIG. 1; FIG. 3 is a side view of the tennis racquet of FIG. 1; FIG. 4 is a top view of the tennis racquet of FIG. 1; FIG. 5 is a bottom view of the tennis racquet of FIG. 1; and, FIG. 6 is a cross sectional view taken on line 6-6 of FIG. 2. The ornamental design that is claimed is shown in solid lines in the drawings. The broken (dashed) lines shown in FIGS. 1 through 6 are included for the purpose of illustrating environmental elements only and form no part of the claimed design.

1 Claim, 4 Drawing Sheets



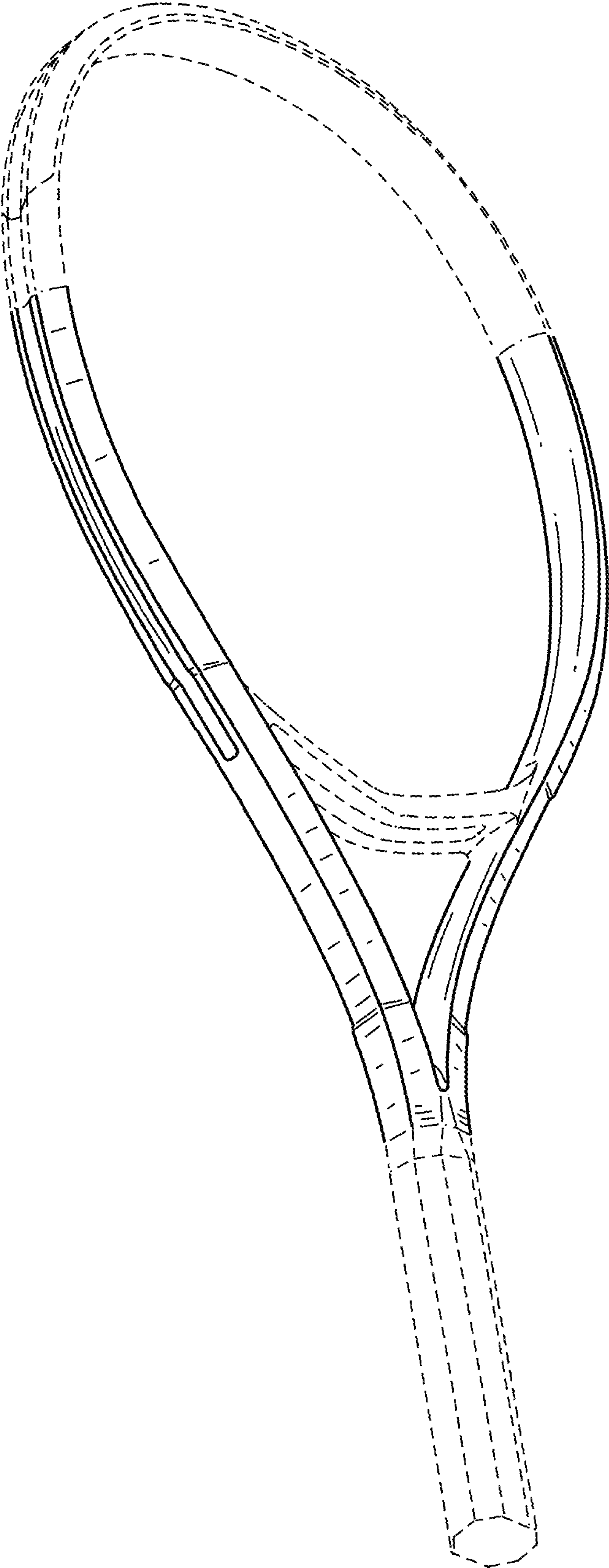


FIG. 1

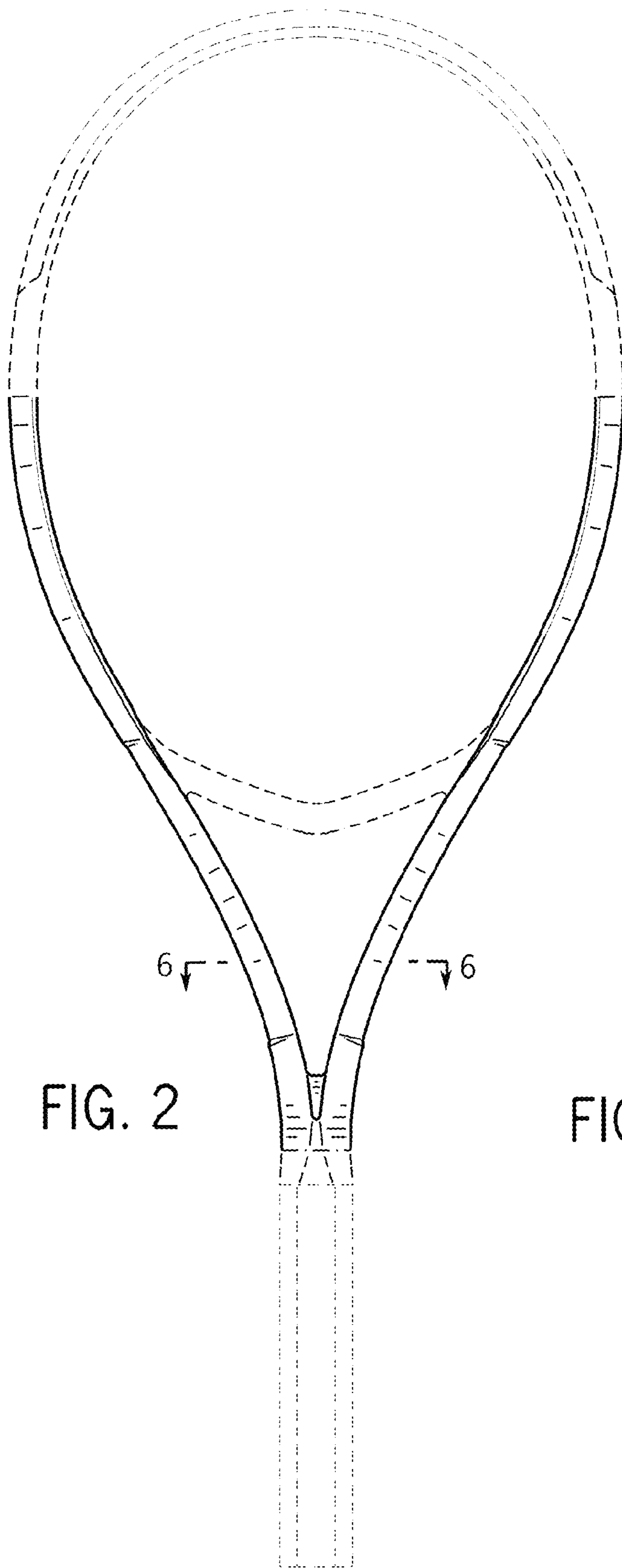
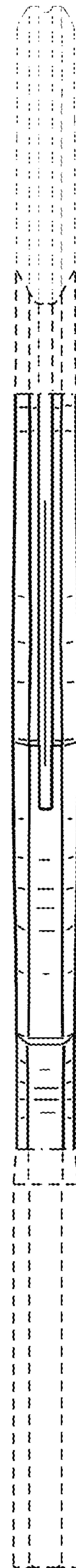


FIG. 2

FIG. 3






FIG. 4



FIG. 5




FIG. 6