



US00D719219S

(12) **United States Design Patent**  
**Bibler**

(10) **Patent No.:** **US D719,219 S**

(45) **Date of Patent:** **\*\* Dec. 9, 2014**

- (54) **TOY**
- (75) **Inventor:** **Bruce William Bibler**, Wooster, OH (US)
- (73) **Assignee:** **Hallmark Cards, Incorporated**, Kansas City, MO (US)
- (\*\*) **Term:** **14 Years**
- (21) **Appl. No.:** **29/423,721**
- (22) **Filed:** **Jun. 4, 2012**
- (51) **LOC (10) Cl.** ..... **21-01**
- (52) **U.S. Cl.**  
USPC ..... **D21/405**; D21/398
- (58) **Field of Classification Search**  
CPC ..... A63D 9/00  
USPC ..... D21/386, 388, 389, 398, 405, 468, 469, D21/477, 480, 481, 576-661, 785, 483, D21/786; D11/131, 157, 158, 160-162; D19/41, 42, 60; D9/600-623, 665, D9/668, 643-645, 504; 446/72, 76, 81, 446/139, 175, 297, 327, 397, 398, 404, 408, 446/484, 97-101, 321, 337, 339, 370, 373; 473/118-124; 273/108.1, 127 R, 127 D, 273/288, 378, 381, 393; D14/388, 402, D14/403, 405, 408, 411, 426, 431, 172, 496, D14/207  
See application file for complete search history.

2,093,440	A *	9/1937	Hanson	.....	446/223
2,552,996	A *	5/1951	Nagel et al.	.....	273/119 R
D166,016	S *	2/1952	Auzin	.....	D21/594
2,629,601	A *	2/1953	Rockola	.....	273/127 R
2,749,126	A *	6/1956	Schneider	.....	273/108
3,073,058	A *	1/1963	Lemelson	.....	446/188
D195,263	S *	5/1963	Pulcifer	.....	D21/627
3,445,957	A *	5/1969	Spahr	.....	446/72
4,208,832	A *	6/1980	Corriveau	.....	446/100
4,832,339	A *	5/1989	Danielak et al.	.....	473/79
D312,286	S *	11/1990	Kolton	.....	D21/628
6,273,421	B1 *	8/2001	Thalheimer et al.	.....	273/161
D578,169	S *	10/2008	Hamilton et al.	.....	D21/468
D636,445	S *	4/2011	Avery et al.	.....	D21/405
D661,681	S *	6/2012	Gebski	.....	D14/159

\* cited by examiner

*Primary Examiner* — Catherine Tuttle

(74) *Attorney, Agent, or Firm* — Shook, Hardy & Bacon L.L.P.

(57) **CLAIM**

The ornamental design for a toy, as shown and described.

**DESCRIPTION**

FIG. 1 is a top right perspective view of the toy of the present invention;  
 FIG. 2 is a front elevation view thereof;  
 FIG. 3 is a right side elevation view thereof, the left side being a mirror image thereof;  
 FIG. 4 is a rear elevation view thereof;  
 FIG. 5 is a top plan view thereof; and,  
 FIG. 6 is a bottom plan view thereof.

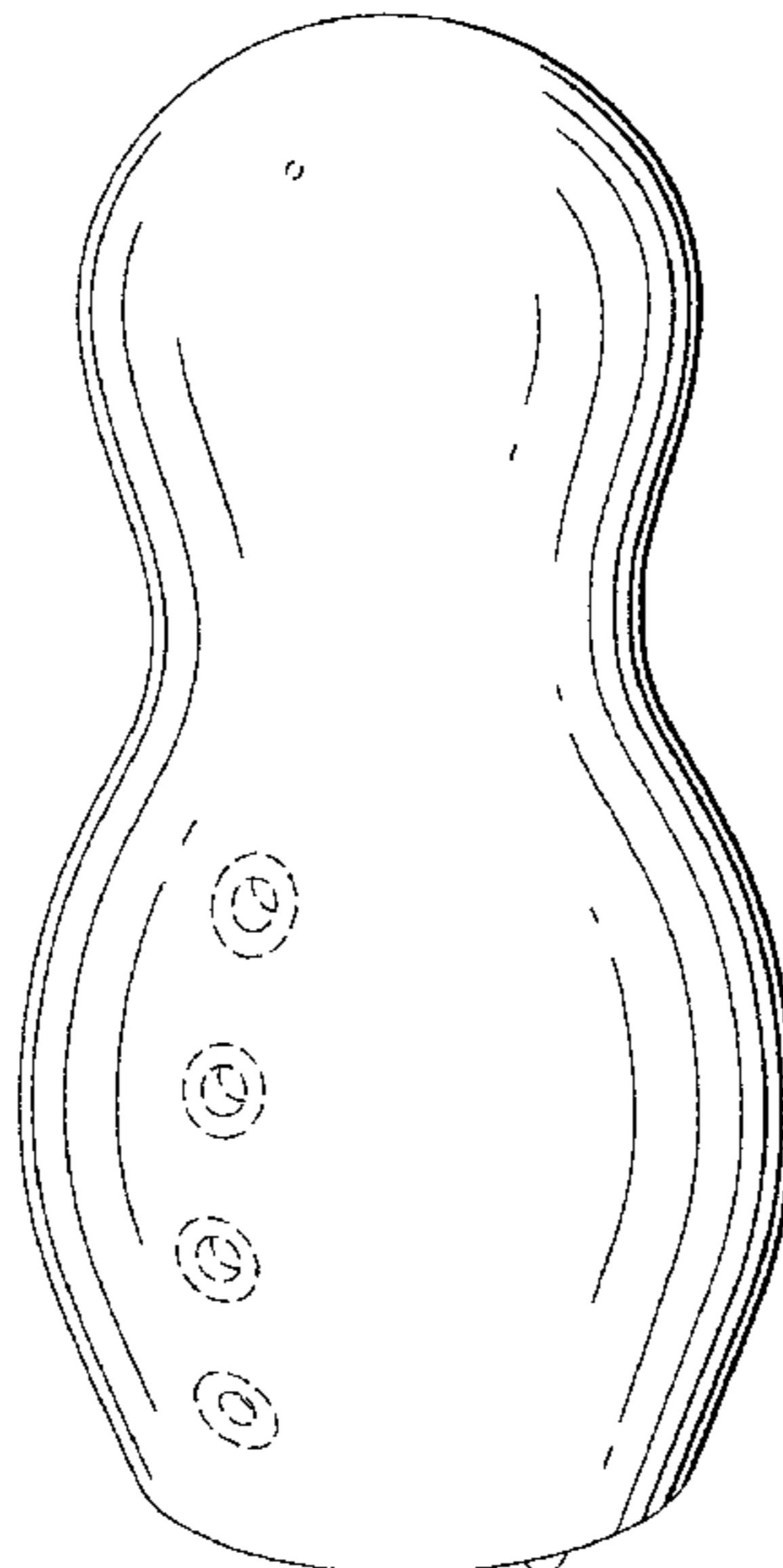
The dashed lines are included for the purpose of illustrating the portions of the toy that form no part of the claimed design. All other surface lines are indicative of nothing other than the surface character and contour of the claimed portions of the toy.

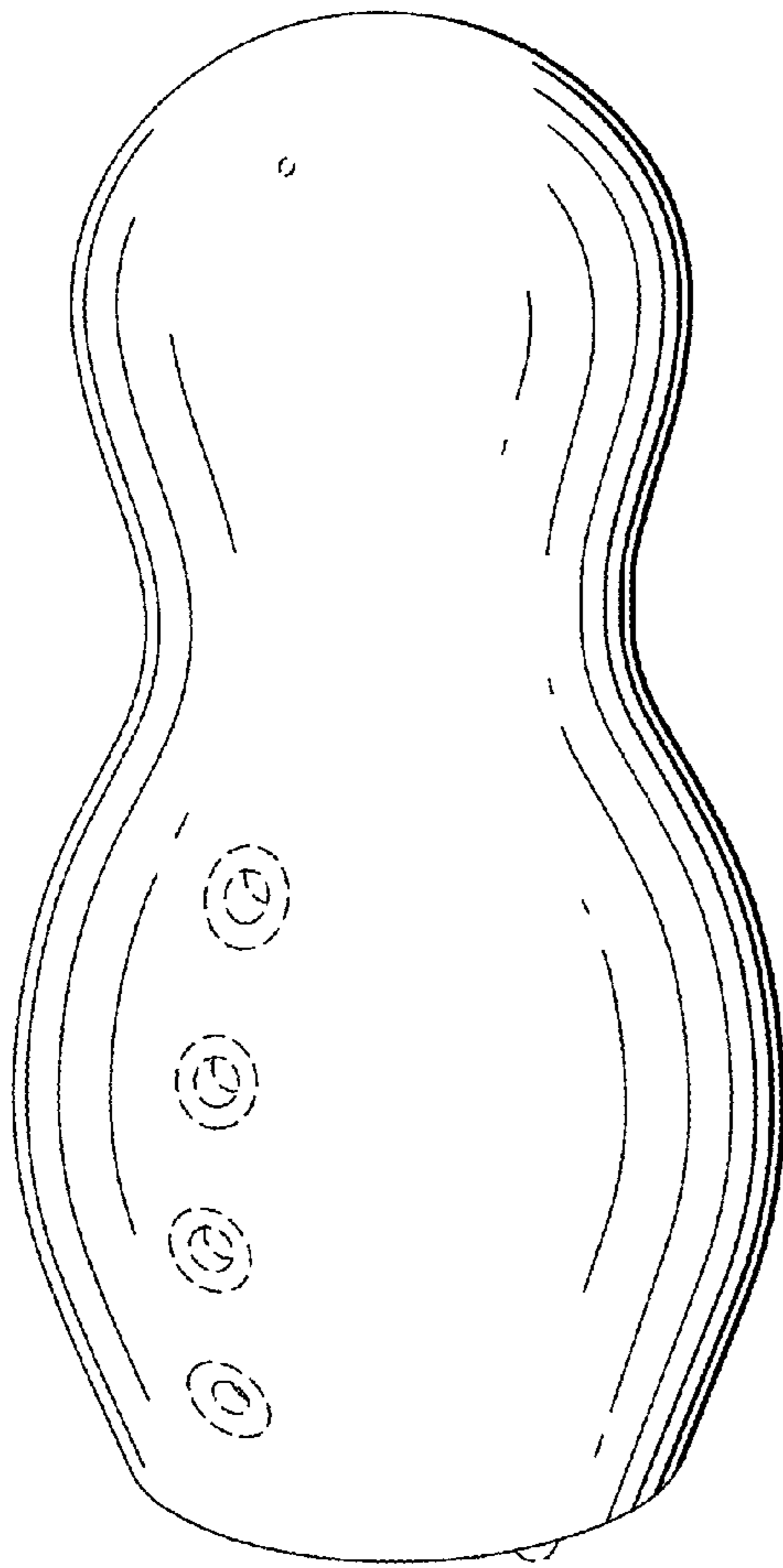
**1 Claim, 3 Drawing Sheets**

(56) **References Cited**

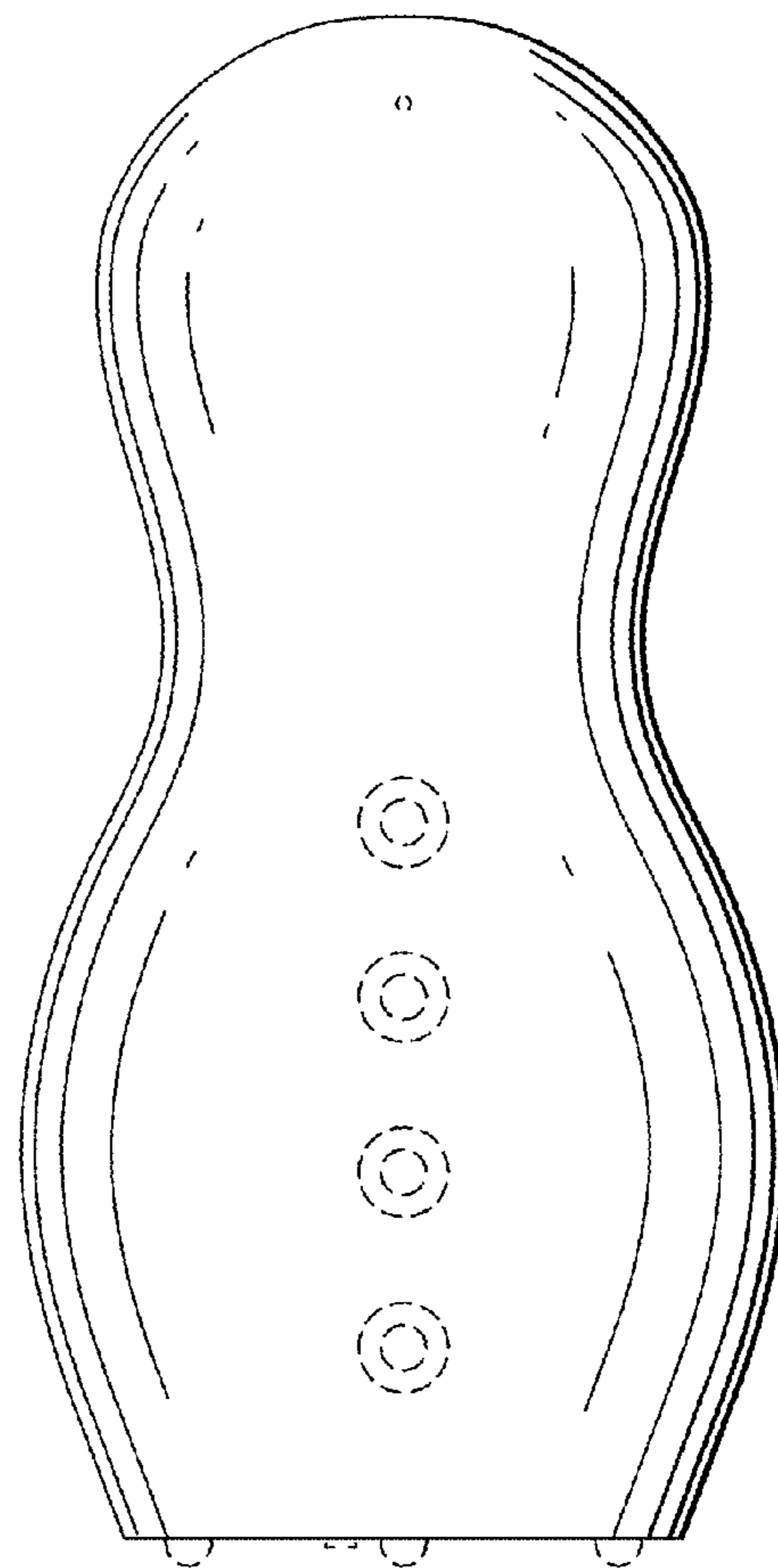
U.S. PATENT DOCUMENTS

211,528	A *	1/1879	Shelton	.....	446/97
721,948	A *	3/1903	Gay	.....	446/184
1,088,937	A *	3/1914	Schlag	.....	473/124
1,464,107	A *	8/1923	Pedersen	.....	446/189
D74,911	S *	4/1928	Babbitt	.....	D21/632

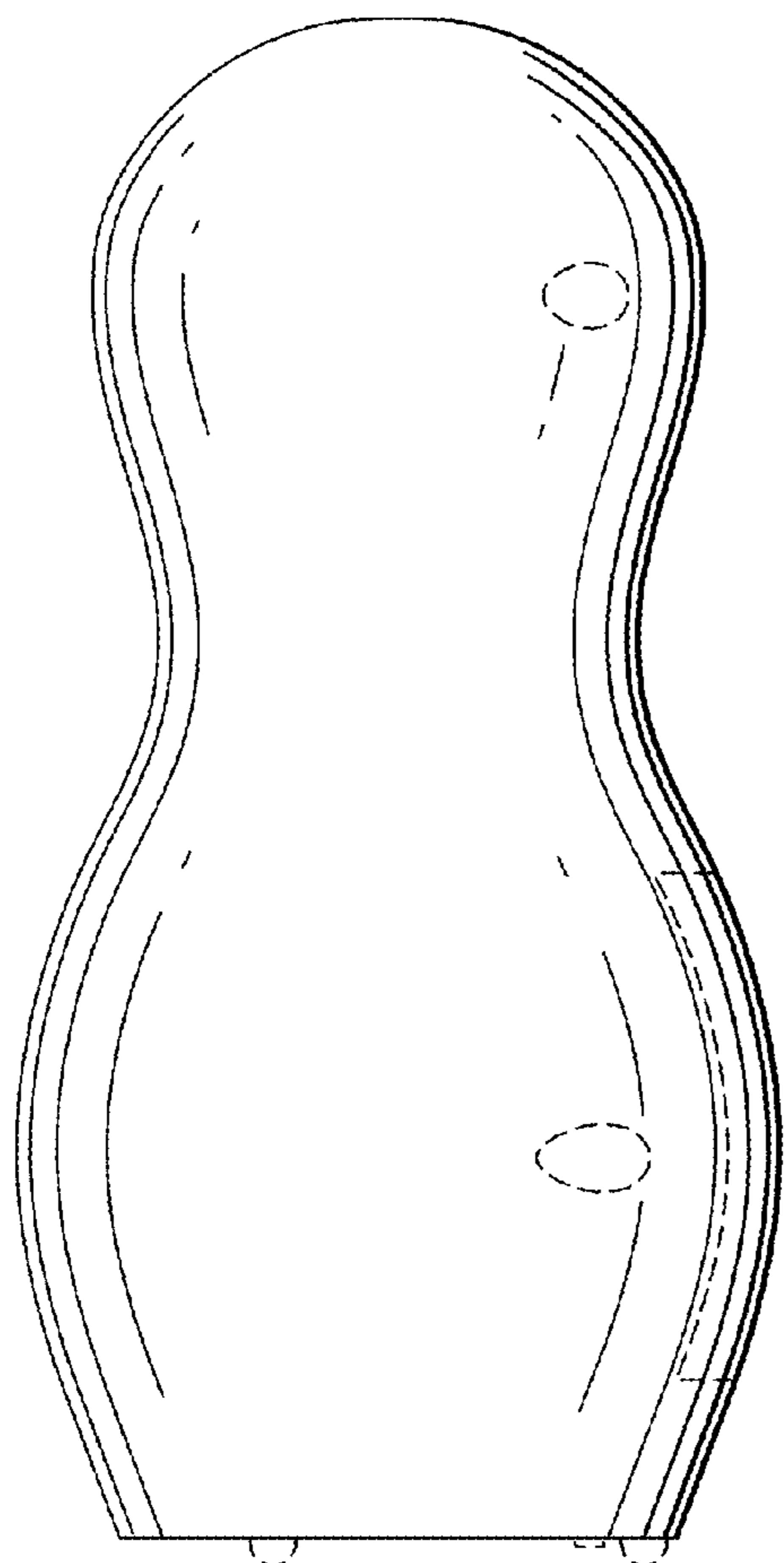




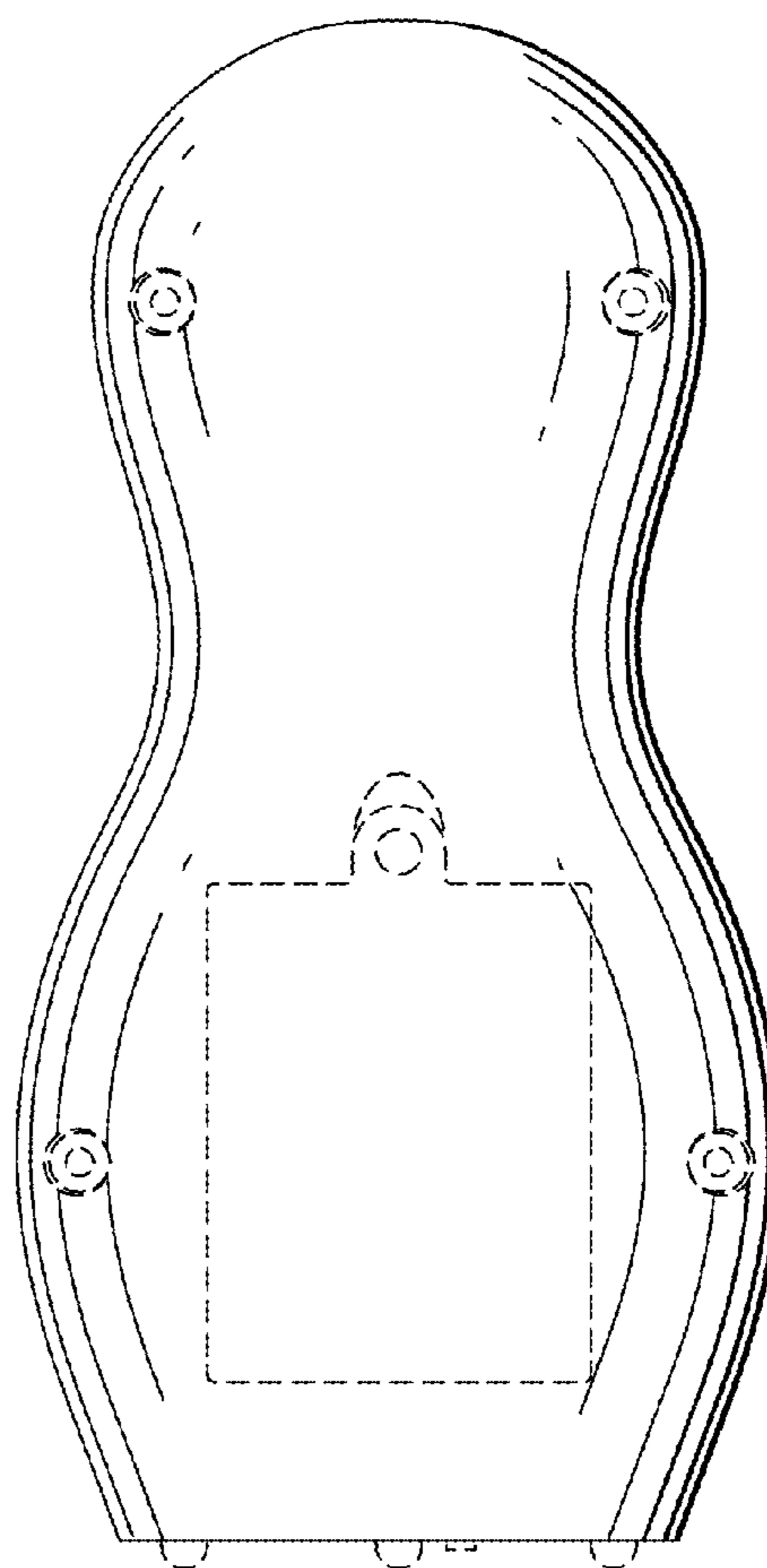
*FIG. 1.*



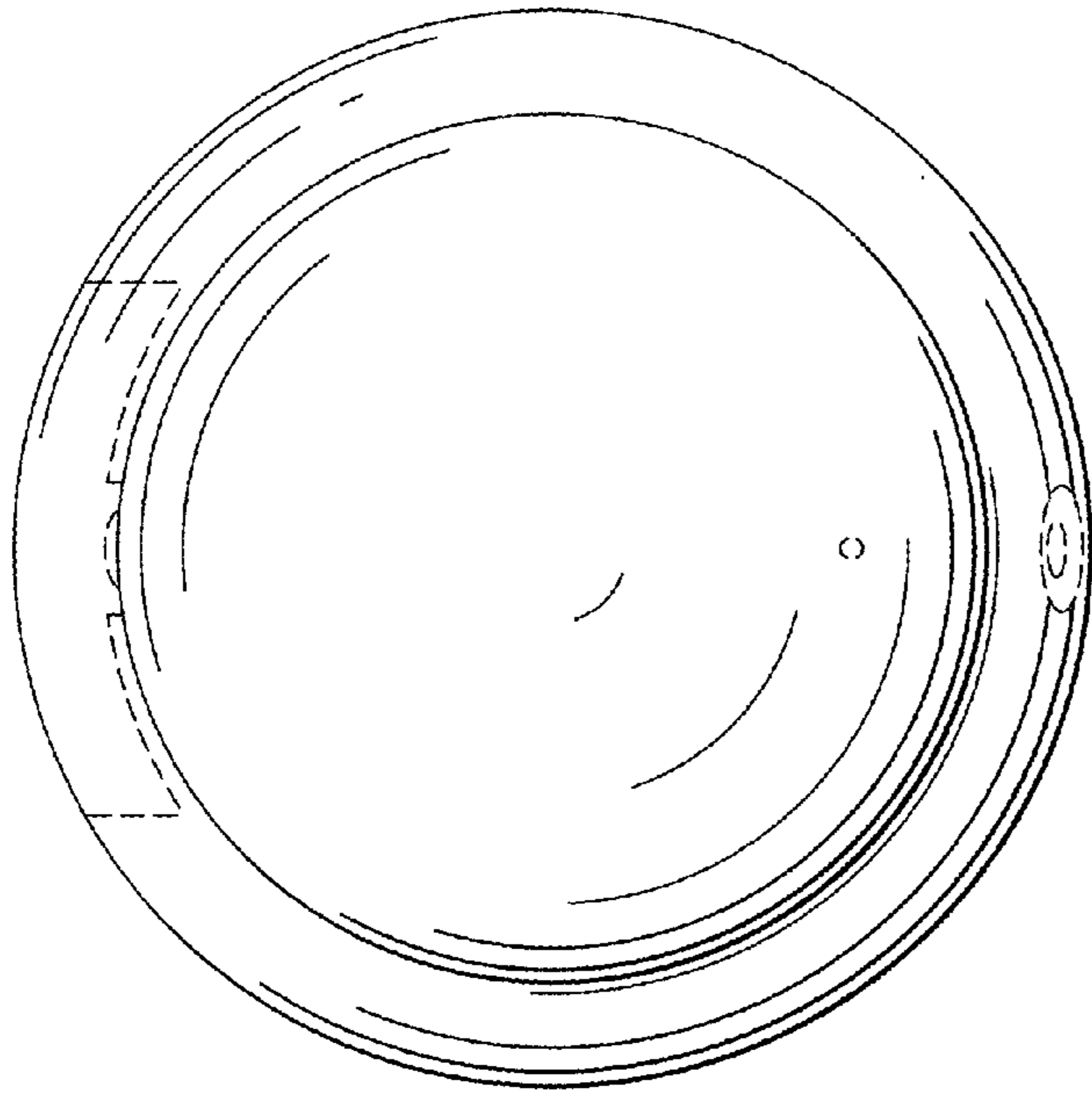
*FIG. 2.*



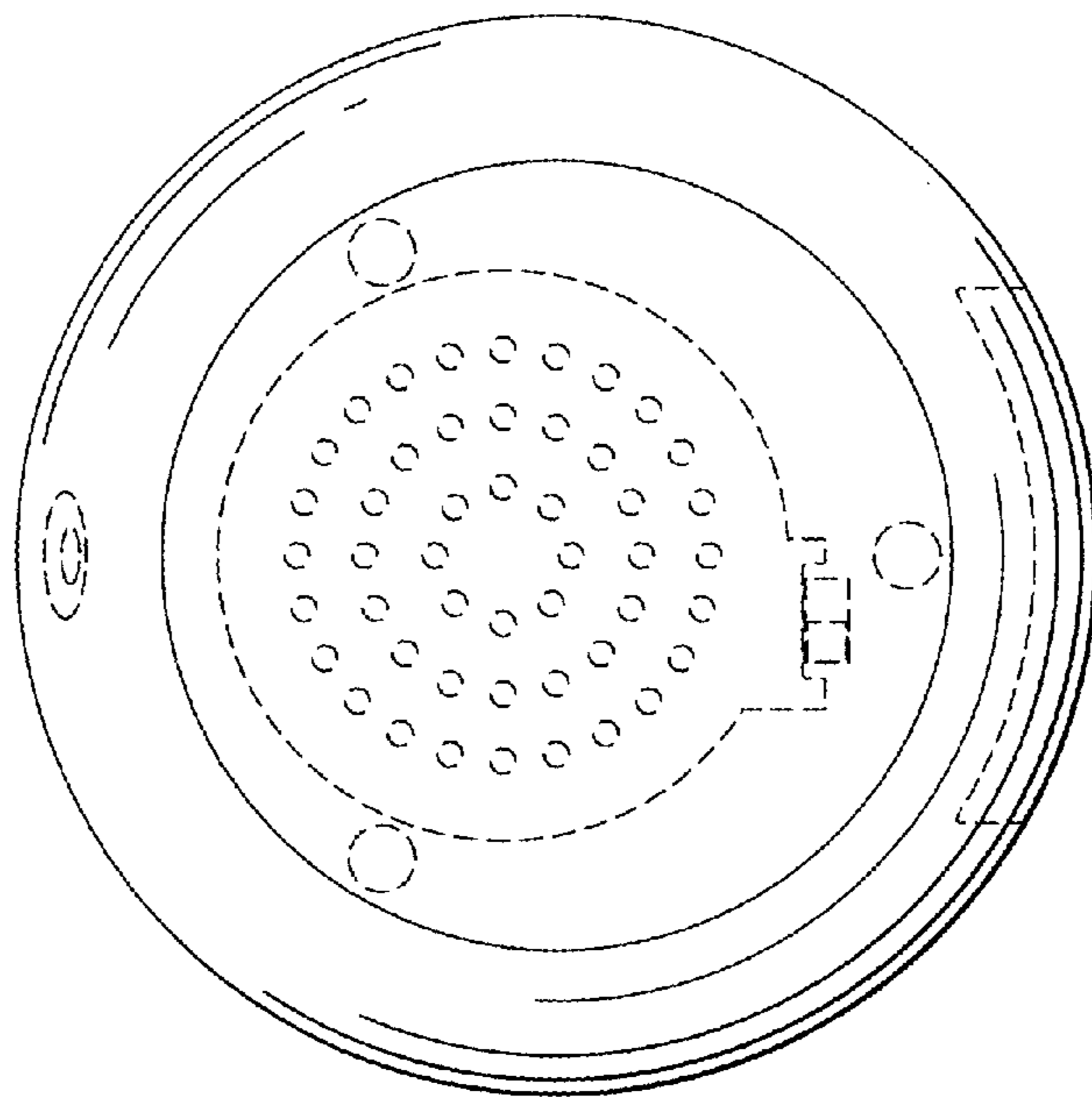
*FIG. 3.*



*FIG. 4.*



*FIG. 5.*



*FIG. 6.*