



US00D719213S

(12) **United States Design Patent**
Hart

(10) **Patent No.:** **US D719,213 S**
(45) **Date of Patent:** **** Dec. 9, 2014**

(54) **CODING MATRIX TOOL**

(71) Applicant: **Optum, Inc.**, Minnetonka, MN (US)

(72) Inventor: **Anita C. Hart**, White Stone, VA (US)

(73) Assignee: **Optum, Inc.**, Minnetonka, MN (US)

(**) Term: **14 Years**

(21) Appl. No.: **29/452,181**

(22) Filed: **Apr. 12, 2013**

(51) **LOC (10) Cl.** **19-01**

(52) **U.S. Cl.**
USPC **D19/1**

(58) **Field of Classification Search**

USPC D19/1-12, 20-34; 206/449, 232, 495.5,
206/494; 40/124.01-124.15, 672, 776, 726;
229/72, 92, 92.1, 300-303, 87.06,
229/87.08, 87.14; 281/2-5, 16, 22, 51;
705/3; 283/2-3, 115, 900, 74-75, 103,
283/105-106; 428/42.3; D9/703, 707, 709,
D9/713, 424, 414, 720, 418, 416; 426/106;
222/92, 107; 383/127, 106-108, 901,
383/200, 203, 207, 210; D20/10, 22, 40,
D20/42, 11; D3/303, 203.1

See application file for complete search history.

(56) **References Cited**

U.S. PATENT DOCUMENTS

D400,919 S * 11/1998 Pickel D19/1
D414,574 S * 9/1999 Chen D26/37
D432,570 S * 10/2000 Donaldson D19/2
D555,724 S * 11/2007 Brodie D19/21
D600,746 S * 9/2009 Kudimi D19/1
D602,167 S * 10/2009 Coyne et al. D24/231
D650,009 S * 12/2011 Tetrault D19/1
D662,976 S * 7/2012 Tetrault D19/1

D664,195 S * 7/2012 Rosenthal et al. D19/3
D677,329 S * 3/2013 Rosenthal et al. D19/3
D686,660 S * 7/2013 Wang D19/1

* cited by examiner

Primary Examiner — John Windmuller

Assistant Examiner — Abraham Bahta

(74) *Attorney, Agent, or Firm* — Dorsey & Whitney LLP

(57) **CLAIM**

The ornamental design for a coding matrix tool, as shown and described.

DESCRIPTION

A portion of the disclosure of this patent document contains material to which a claim for copyright is made. The copyright owner has no objection to the facsimile reproduction by anyone of the patent document or the patent disclosure, as it appears in the Patent and Trademark Office patent file or records, but reserves all other copyright rights whatsoever.

FIG. 1 is a first perspective view of a coding matrix tool in unfolded configuration showing my new design;

FIG. 2 is a second perspective view thereof;

FIG. 3 is an elevation view of a first matrix sheet or panel thereof;

FIG. 4 is an elevation view of a second matrix sheet or panel thereof;

FIG. 5 is an elevation view of a third matrix sheet or panel thereof;

FIG. 6 is an elevation view of a fourth matrix sheet or panel thereof;

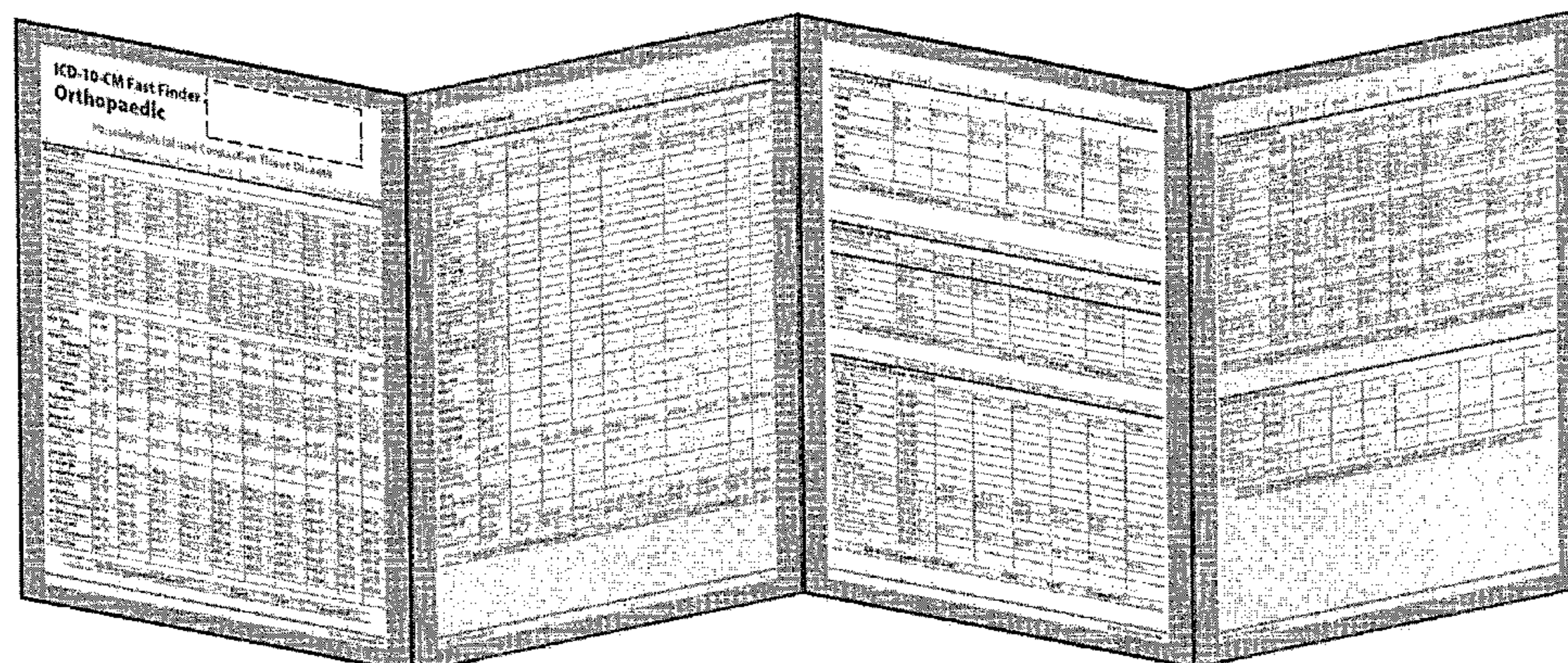
FIG. 7 is an elevation view of a fifth matrix sheet or panel thereof;

FIG. 8 is an elevation view of a sixth matrix sheet or panel thereof; and,

FIG. 9 is an elevation view of a seventh matrix sheet or panel thereof.

The broken lines in the figures represent portions of the coding matrix tool which are not part of the claimed design.

1 Claim, 9 Drawing Sheets



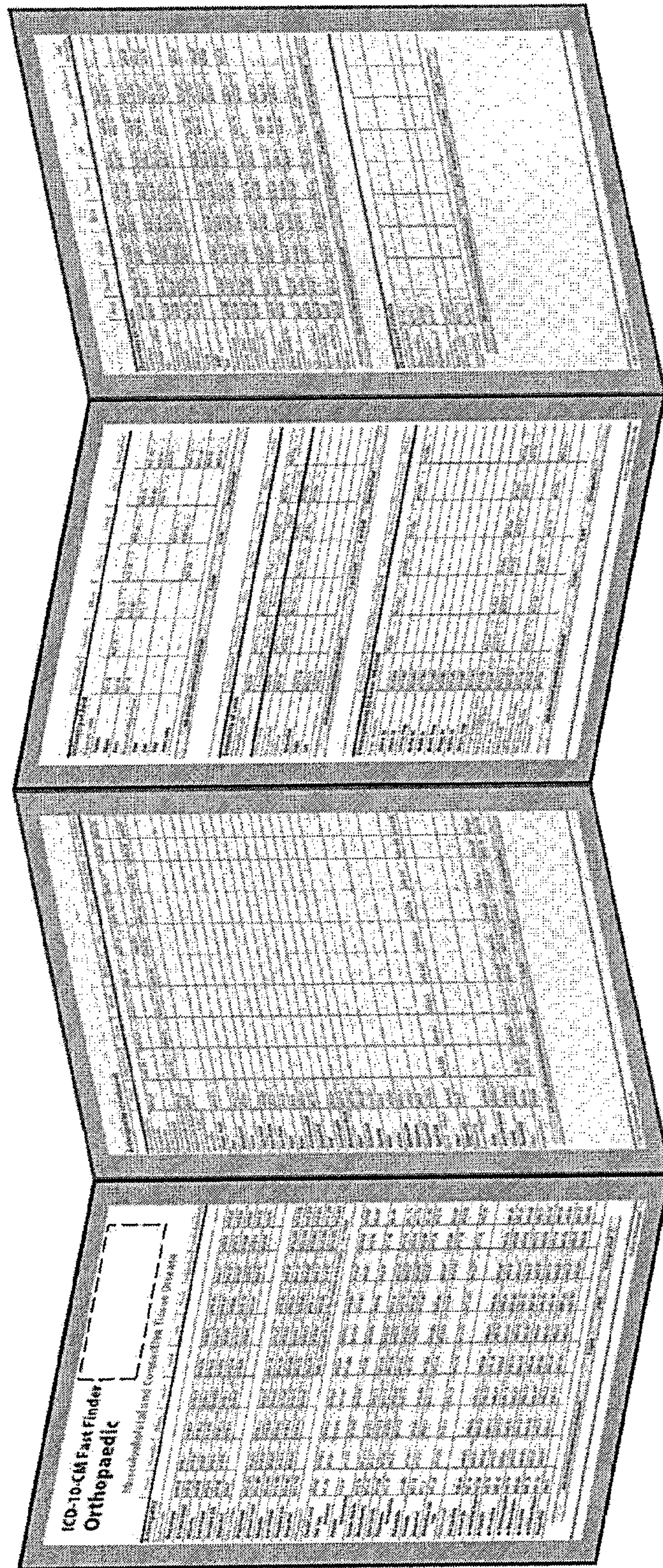


Fig. 1

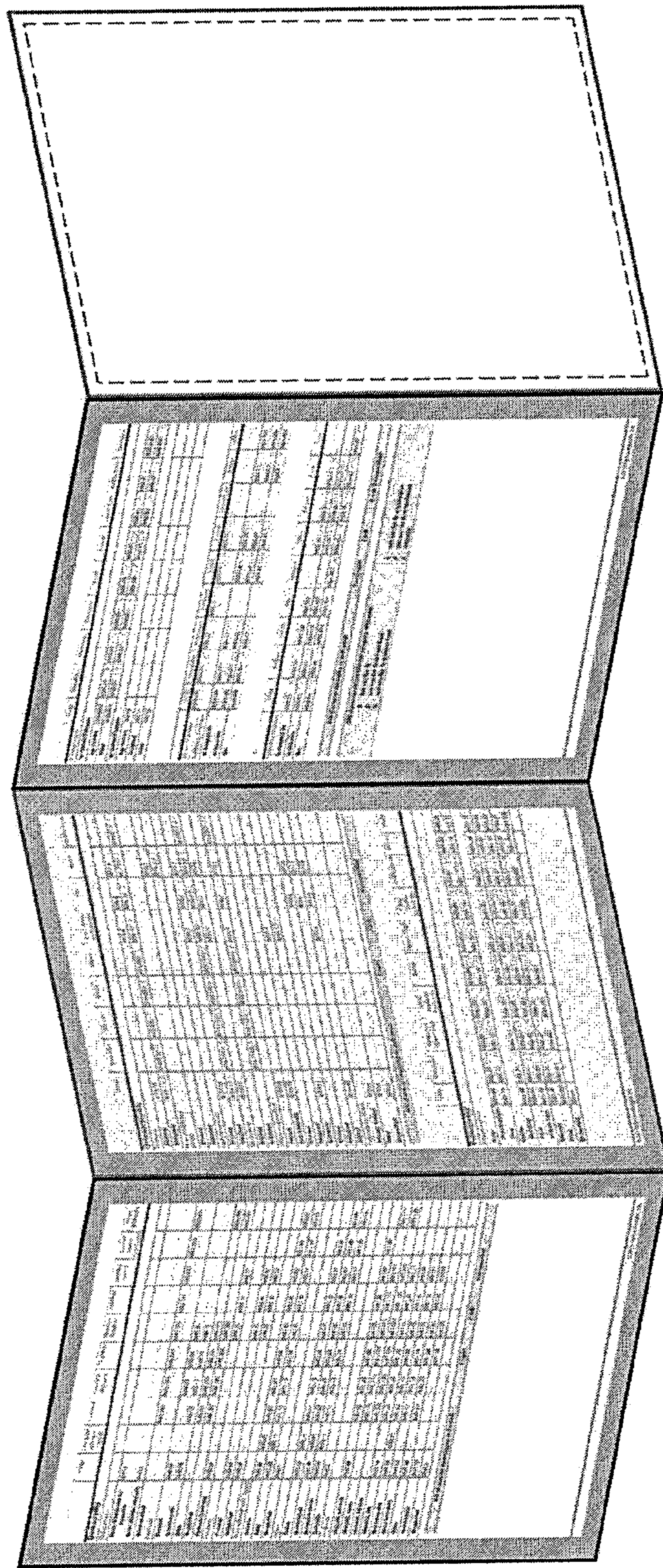


Fig. 2

ICD-10-CM Fast Finder Orthopaedic

Musculoskeletal and Connective Tissue Disease

	Unsp	Shoulder	Elbow	Wrist	Hand	Hip	Knee	Ankle/Foot	Vertebra	Multiple
Arthropathy										
<i>Gout (Acute)</i>										
Drug-induced	M10.20	M10.21(1,2,9)	M10.22(1,2,9)	M10.23(1,2,9)	M10.24(1,2,9)	M10.25(1,2,9)	M10.26(1,2,9)	M10.27(1,2,9)	M10.28	M10.29
D/t Renal Impair	M10.30	M10.31(1,2,9)	M10.32(1,2,9)	M10.33(1,2,9)	M10.34(1,2,9)	M10.35(1,2,9)	M10.36(1,2,9)	M10.37(1,2,9)	M10.38	M10.39
Idiopathic	M10.00	M10.01(1,2,9)	M10.02(1,2,9)	M10.03(1,2,9)	M10.04(1,2,9)	M10.05(1,2,9)	M10.06(1,2,9)	M10.07(1,2,9)	M10.08	M10.09
Lead-induced	M10.10	M10.11(1,2,9)	M10.12(1,2,9)	M10.13(1,2,9)	M10.14(1,2,9)	M10.15(1,2,9)	M10.16(1,2,9)	M10.17(1,2,9)	M10.18	M10.19
Secondary, Oth	M10.40	M10.41(1,2,9)	M10.42(1,2,9)	M10.43(1,2,9)	M10.44(1,2,9)	M10.45(1,2,9)	M10.46(1,2,9)	M10.47(1,2,9)	M10.48	M10.49
Unspecified	M10.9									
<i>Gout (Chronic)</i>										
Drug-induced	M1A.20X	M1A.21(1,2,9)	M1A.22(1,2,9)	M1A.23(1,2,9)	M1A.24(1,2,9)	M1A.25(1,2,9)	M1A.26(1,2,9)	M1A.27(1,2,9)	M1A.28X	M1A.29X
D/t Renal Impair	M1A.30X	M1A.31(1,2,9)	M1A.32(1,2,9)	M1A.33(1,2,9)	M1A.34(1,2,9)	M1A.35(1,2,9)	M1A.36(1,2,9)	M1A.37(1,2,9)	M1A.38X	M1A.39X
Idiopathic	M1A.00X	M1A.01(1,2,9)	M1A.02(1,2,9)	M1A.03(1,2,9)	M1A.04(1,2,9)	M1A.05(1,2,9)	M1A.06(1,2,9)	M1A.07(1,2,9)	M1A.08X	M1A.09X
Lead-induced	M1A.10X	M1A.11(1,2,9)	M1A.12(1,2,9)	M1A.13(1,2,9)	M1A.14(1,2,9)	M1A.15(1,2,9)	M1A.16(1,2,9)	M1A.17(1,2,9)	M1A.18X	M1A.19X
Secondary, Oth	M1A.40X	M1A.41(1,2,9)	M1A.42(1,2,9)	M1A.43(1,2,9)	M1A.44(1,2,9)	M1A.45(1,2,9)	M1A.46(1,2,9)	M1A.47(1,2,9)	M1A.48X	M1A.49X
Unspecified	M1A.50X									
Note: For category M1A: ADD 7TH character: 0 w/o trophy 1 w/ trophy										
<i>Oth Unspecified</i>										
Charcot's Joint	M14.60	M14.61(1,2,9)	M14.62(1,2,9)	M14.63(1,2,9)	M14.64(1,2,9)	M14.65(1,2,9)	M14.66(1,2,9)	M14.67(1,2,9)	M14.68	M14.69
Chn Post-rheumatic	M12.00	M12.01(1,2,9)	M12.02(1,2,9)	M12.03(1,2,9)	M12.04(1,2,9)	M12.05(1,2,9)	M12.06(1,2,9)	M12.07(1,2,9)	M12.08	M12.09
Intermit Hydrarthrosis	M12.40	M12.41(1,2,9)	M12.42(1,2,9)	M12.43(1,2,9)	M12.44(1,2,9)	M12.45(1,2,9)	M12.46(1,2,9)	M12.47(1,2,9)	M12.48	M12.49
Kaschin-beck Dis	M12.10	M12.11(1,2,9)	M12.12(1,2,9)	M12.13(1,2,9)	M12.14(1,2,9)	M12.15(1,2,9)	M12.16(1,2,9)	M12.17(1,2,9)	M12.18	M12.19
Monoarthritis	M13.10	M13.11(1,2,9)	M13.12(1,2,9)	M13.13(1,2,9)	M13.14(1,2,9)	M13.15(1,2,9)	M13.16(1,2,9)	M13.17(1,2,9)	M13.18	M13.19
Other Specific	M12.80	M12.81(1,2,9)	M12.82(1,2,9)	M12.83(1,2,9)	M12.84(1,2,9)	M12.85(1,2,9)	M12.86(1,2,9)	M12.87(1,2,9)	M12.88	M12.89
Palindromic Rheumatism	M12.30	M12.31(1,2,9)	M12.32(1,2,9)	M12.33(1,2,9)	M12.34(1,2,9)	M12.35(1,2,9)	M12.36(1,2,9)	M12.37(1,2,9)	M12.38	M12.39
Polyarthritis	M13.00	M13.01(1,2,9)	M13.02(1,2,9)	M13.03(1,2,9)	M13.04(1,2,9)	M13.05(1,2,9)	M13.06(1,2,9)	M13.07(1,2,9)	M13.08	M13.09
Traumatic	M12.50	M12.51(1,2,9)	M12.52(1,2,9)	M12.53(1,2,9)	M12.54(1,2,9)	M12.55(1,2,9)	M12.56(1,2,9)	M12.57(1,2,9)	M12.58	M12.59
Unspecified	M12.9									
Villonodular Syn Pigm	M12.20	M12.21(1,2,9)	M12.22(1,2,9)	M12.23(1,2,9)	M12.24(1,2,9)	M12.25(1,2,9)	M12.26(1,2,9)	M12.27(1,2,9)	M12.28	M12.29
<i>Rheumatoid</i>										
Oth Specified	M06.80	M06.81(1,2,9)	M06.82(1,2,9)	M06.83(1,2,9)	M06.84(1,2,9)	M06.85(1,2,9)	M06.86(1,2,9)	M06.87(1,2,9)	M06.88	M06.89
w/ Heart Dis	M05.30	M05.31(1,2,9)	M05.32(1,2,9)	M05.33(1,2,9)	M05.34(1,2,9)	M05.35(1,2,9)	M05.36(1,2,9)	M05.37(1,2,9)	M05.38	M05.39
w/ Invol Oth Organs	M05.60	M05.61(1,2,9)	M05.62(1,2,9)	M05.63(1,2,9)	M05.64(1,2,9)	M05.65(1,2,9)	M05.66(1,2,9)	M05.67(1,2,9)	M05.68	M05.69
w/ Lung Dis	M05.10	M05.11(1,2,9)	M05.12(1,2,9)	M05.13(1,2,9)	M05.14(1,2,9)	M05.15(1,2,9)	M05.16(1,2,9)	M05.17(1,2,9)	M05.18	M05.19
w/ Myopathy	M05.40	M05.41(1,2,9)	M05.42(1,2,9)	M05.43(1,2,9)	M05.44(1,2,9)	M05.45(1,2,9)	M05.46(1,2,9)	M05.47(1,2,9)	M05.48	M05.49
w/ Polyneuropathy	M05.50	M05.51(1,2,9)	M05.52(1,2,9)	M05.53(1,2,9)	M05.54(1,2,9)	M05.55(1,2,9)	M05.56(1,2,9)	M05.57(1,2,9)	M05.58	M05.59
w/ Rheum Factors	M05.80	M05.81(1,2,9)	M05.82(1,2,9)	M05.83(1,2,9)	M05.84(1,2,9)	M05.85(1,2,9)	M05.86(1,2,9)	M05.87(1,2,9)	M05.88	M05.89
w/ Vasculitis	M05.20	M05.21(1,2,9)	M05.22(1,2,9)	M05.23(1,2,9)	M05.24(1,2,9)	M05.25(1,2,9)	M05.26(1,2,9)	M05.27(1,2,9)	M05.28	M05.29
w/o Rheum Factors	M05.90	M05.91(1,2,9)	M05.92(1,2,9)	M05.93(1,2,9)	M05.94(1,2,9)	M05.95(1,2,9)	M05.96(1,2,9)	M05.97(1,2,9)	M05.98	M05.99
Unspecified	M06.9									

6th character meaning as indicated: 1 right 2 left 9 unspecified

Fig. 3

Arthropathy (continued)										
	Unsp	Shoulder	Elbow	Wrist	Hand	Hip	Knee	ankle/foot	Other	Multiple
Chondropathy										
Chondritis	M93.20	M93.21[1,2,9]	M93.22[1,2,9]	M93.23[1,2,9]	M93.24[1,2,9]	M93.25[1,2,9]	M93.26[1,2,9]	M93.27[1,2,9]	M93.28	M93.29
Dissectans										
Chondrolysis	--	--	--	--	--	M94.35[1,2,9]	--	--	--	--
Chondromalacia	M94.20	M94.21[1,2,9]	M94.22[1,2,9]	M94.23[1,2,9]	M94.24[1,2,9]	M94.25[1,2,9]	M94.26[1,2,9]	M94.27[1,2,9]	M94.28	M94.29
Khanbock, Adult	M93.1									
Osteochondrocytes, Juvenile										
Femur, Head	M91.1[0,1,2]									
Foot										
Metatarsus	M92.7[0,1,2]									
Tarsus	M92.6[0,1,2]									
Hip & Pelvis										
Coxa Magna	M91.4[0,1,2]									
Coxa Plana	M91.2[0,1,2]									
Other	M91.8[0,1,2]									
Pelvis	M91.0									
Pseudocoxalgia	M91.3[0,1,2]									
Unspecified	M91.9[0,1,2]									
Hand										
Carpal Lunate	M92.21[1,2,9]									
Metacarpal Heads	M92.22[1,2,9]									
Other	M92.29[1,2,9]									
Unspecified	M92.20[0,1,2]									
Humerus	M92.0[0,1,2]									
Other	M92.8									
Patella	M92.4[0,1,2]									
Radius/Ulna	M92.1[0,1,2]									
Tibia/Tibula	M92.5[0,1,2]									
Unspecified	M92.9									
Upper Limb	M92.3[0,1,2]									
Dis Of Cartilage										
Other	M94.8X9	M94.8X1	M94.8X2	M94.8X3	M94.8X4	M94.8X5	M94.8X6	M94.8X7	M94.8X8	M94.8X0
Unspecified	M94.9									
Slipped Up Femur Epiphysis										
Acute	M93.00[0,1,2]									
Acute On Chronic	M93.01[0,1,2]									
Chronic	M93.02[0,1,2]									
Unspecified	M93.03[0,1,2]									
Other	M93.80	M93.81[1,2,9]	M93.82[1,2,9]	M93.83[1,2,9]	M93.84[1,2,9]	M93.85[1,2,9]	M93.86[1,2,9]	M93.87[1,2,9]	M93.88	M93.89
Unspecified	M93.90	M93.91[1,2,9]	M93.92[1,2,9]	M93.93[1,2,9]	M93.94[1,2,9]	M93.95[1,2,9]	M93.96[1,2,9]	M93.97[1,2,9]	M93.98	M93.99

5th or 6th character meaning as indicated: 1 right 2 left 0 or 9 unspecified

©2013 OptumInsight, Inc.

Fig. 4

	Unspecified	Shoulder	Elbow	Wrist	Hand	Hip	Ankle/Foot
Deformity of Joint							
Acquired, Unabs							
Flexion	M21.20	M21.21[1,2,9]	M21.22[1,2,9]	M21.23[1,2,9]	M21.24[1,2,9]	M21.25[1,2,9]	M21.27[1,2,9]
Valgus	M21.00	---	M21.02[1,2,9]	---	---	M21.05[1,2,9]	M21.07[1,2,9]
Varus	M21.10	---	M21.12[1,2,9]	---	---	M21.15[1,2,9]	M21.17[1,2,9]
Acquired, Other/Unspec							
Claw					M21.51[1,2,9]		M21.51[1,2,9]
Club					M21.52[1,2,9]		M21.54[1,2,9]
Drop				M21.33[1,2,9]			M21.47[1,2,9]
Other, Joint							M21.6X[1,2,9]
6th character meaning as indicated: 1 right 2 left 9 unspecified							
	Unspecified	Humerus	Ulna	Radius	Femur	Tibia	Fibula
Deformity of Limb							
Unequal Length	M21.70	M21.72[1,2,9]	M21.73[1,2,9]	M21.73[3,4,9]	M21.75[1,2,9]	M21.76[1,2,9]	M21.76[3,4,9]
	Unspecified	Upper Arm	Forearm	Hand	Thigh	Lower Leg	
Other, Limb	M21.80	M21.82[1,2,9]	M21.83[1,2,9]	---	M21.85[1,2,9]	M21.86[1,2,9]	
Unspecified	M21.90	M21.92[1,2,9]	M21.93[1,2,9]	M21.94[1,2,9]	M21.95[1,2,9]	M21.96[1,2,9]	
Flat Foot							
Unspecified	M21.370						
Right	M21.371						
Left	M21.372						
6th character meaning as indicated: 1 or 3 right 2 or 4 left 9 unspecified							
	Unspecified	Ant Horn Med	Post Horn Med	Oth Med	Ant Horn Lat	Post Horn Lat	Oth Lat
Derangement Of Knee, Internal							
Cystic Meniscus		M23.01[1,2,9]	M23.02[1,2,9]	M23.03[1,2,9]	M23.04[1,2,9]	M23.05[1,2,9]	M23.06[1,2,9]
Lateral, Rt	M23.000						
Lateral, Lt	M23.001						
Lateral, Unsp	M23.002						
Medial, Rt	M23.003						
Medial, Lt	M23.004						
Medial, Unsp	M23.005						
Unspec, Rt	M23.006						
Unspec, Lt	M23.007						
Unspec, Unsp	M23.009						
Disrupt Ligament Spont	M23.60[1,2,9]	M23.61[1,2,9]	M23.62[1,2,9]	M23.63[1,2,9]	M23.64[1,2,9]	M23.65[1,2,9]	M23.66[1,2,9]
Disrupt D/T Old Tear	M23.20[1,2,9]	M23.21[1,2,9]	M23.22[1,2,9]	M23.23[1,2,9]	M23.24[1,2,9]	M23.25[1,2,9]	M23.26[1,2,9]
Instab, Chron	M23.52[1,2,9]						
Loose Body	M23.42[1,2,9]						
Oth Meniscus Derang	M23.30[1,2,9]	M23.31[1,2,9]	M23.32[1,2,9]	M23.33[1,2,9]	M23.34[1,2,9]	M23.35[1,2,9]	M23.36[1,2,9]
Oth Intern Derang	M23.8X[1,2,9]						
Unspecified	M23.92[1,2,9]						
6th character meaning as indicated: 1 right 2 left 9 unspecified							

Fig. 5

	Unsp	Shoulder	Elbow	Wrist	Hand	Hip	Knee	Ankle/Foot	Other/Vertebra
Disorders Of Joints									
Ankylosis	M24.60	M24.61[1,2,9]	M24.62[1,2,9]	M24.63[1,2,9]	M24.64[1,2,9]	M24.65[1,2,9]	M24.66[1,2,9]	M24.67[1,2,9]	--
Articular Cartilage, Oth	M24.10	M24.11[1,2,9]	M24.12[1,2,9]	M24.13[1,2,9]	M24.14[1,2,9]	M24.15[1,2,9]	M24.16[1,2,9]	M24.17[1,2,9]	
Contracture	M24.50	M24.51[1,2,9]	M24.52[1,2,9]	M24.53[1,2,9]	M24.54[1,2,9]	M24.55[1,2,9]	M24.56[1,2,9]	M24.57[1,2,9]	--
Effusion	M25.40	M25.41[1,2,9]	M25.42[1,2,9]	M25.43[1,2,9]	M25.44[1,2,9]	M25.45[1,2,9]	M25.46[1,2,9]	M25.47[1,2,9]	M25.48
Flex Joint	M25.20	M25.21[1,2,9]	M25.22[1,2,9]	M25.23[1,2,9]	M25.24[1,2,9]	M25.25[1,2,9]	--	M25.27[1,2,9]	M25.28
Fistula	M25.10	M25.11[1,2,9]	M25.12[1,2,9]	M25.13[1,2,9]	M25.14[1,2,9]	M25.15[1,2,9]	M25.16[1,2,9]	M25.17[1,2,9]	M25.18
Ankle								M25.17[4,9]	
Foot									
Hemarthrosis	M25.00	M25.01[1,2,9]	M25.02[1,2,9]	M25.03[1,2,9]	M25.04[1,2,9]	M25.05[1,2,9]	M25.06[1,2,9]	M25.07[1,2,9]	M25.08
Instab, Other	M25.30	M25.31[1,2,9]	M25.32[1,2,9]	M25.33[1,2,9]	M25.34[1,2,9]	M25.35[1,2,9]	M25.36[1,2,9]	M25.37[1,2,9]	--
Ligam Disord	M24.20	M24.21[1,2,9]	M24.22[1,2,9]	M24.23[1,2,9]	M24.24[1,2,9]	M24.25[1,2,9]	--	M24.27[1,2,9]	M24.28
Loose Body, Exc Knee	M24.00	M24.01[1,2,9]	M24.02[1,2,9]	M24.03[1,2,9]	M24.04[1,2,9]	M24.05[1,2,9]	--	M24.07[1,2,9]	M24.08
Osteophyte	M25.70	M25.71[1,2,9]	M25.72[1,2,9]	M25.73[1,2,9]	M25.74[1,2,9]	M25.75[1,2,9]	M25.76[1,2,9]	M25.77[1,2,9]	M25.78
Other Specific Jnt Disorg	M24.80	M24.81[1,2,9]	M24.82[1,2,9]	M24.83[1,2,9]	M24.84[1,2,9]	M24.85[1,2,9]	--	M24.87[1,2,9]	--
Pain	M25.50	M25.51[1,2,9]	M25.52[1,2,9]	M25.53[1,2,9]	M25.54[1,2,9]	M25.55[1,2,9]	M25.56[1,2,9]	M25.57[1,2,9]	--
Patholog Dislocat	M24.30	M24.31[1,2,9]	M24.32[1,2,9]	M24.33[1,2,9]	M24.34[1,2,9]	M24.35[1,2,9]	M24.36[1,2,9]	M24.37[1,2,9]	--
Recurrent Disloc	M24.40	M24.41[1,2,9]	M24.42[1,2,9]	M24.43[1,2,9]	M24.44[1,2,9]	M24.45[1,2,9]	M24.46[1,2,9]	M24.47[1,2,9]	--
Unspec Jnt Disorg	M24.9	--	--	--	--	--	--	--	--
Stiffness	M25.60	M25.61[1,2,9]	M25.62[1,2,9]	M25.63[1,2,9]	M25.64[1,2,9]	M25.65[1,2,9]	M25.66[1,2,9]	M25.67[1,2,9]	--
6th character meaning as indicated: 1 or 4 right 2 or 5 left 3, 6 or 9 unspecified									
Disorders of Patella									
Chondromalacia	M22.4[0,1,2]								
Other Disorg	M22.3[1,2,9]								
Oth Disord	M22.8X[1,2,9]								
Patellofemoral Disord	M22.2[1,2,9]								
Recur Disloc	M22.0[0,1,2]								
Recur Sublux	M22.1[0,1,2]								
Unspec Disord	M22.9[0,1,2]								
5th or 6th character meaning as indicated: 0 or 9 unspecified 1 right 2 left									
©2013 Cytuminsight, Inc.									

Fig. 6

	Unsp	Occipito-atlanto-axial	Cervical	Cervico-thoracic	Thoracic	Thoraco-lumbar	Lumbar	Lumbo-sacral	Sacral/Sacro-coccygeal	Unsp/Multiple
Dorsopathy										
Dislocations										
Recur, Atlantoaxial w/ myopathy	M43.3									
Recur, Atlanto-axial, oth	M43.4									
Vertebral, other	--	--	M43.5X2	M43.5X3	M43.5X4	M43.5X5	M43.5X6	M43.5X7	M43.5X8	M43.5X9
Kyphosis										
Postural	M48.00	--	--	M48.03	M48.04	M48.05	--	--	--	--
Secondary, oth	M48.10	--	M48.12	M48.13	M48.14	M48.15	--	--	--	--
Other	--	--	M48.202	M48.203	M48.204	M48.205	--	--	--	M48.299
Unspecified	--	--	M48.202	M48.203	M48.204	M48.205	--	--	--	M48.209
Flatback Syndrome	M48.30	--	--	--	--	M48.35	M48.36	M48.37	--	--
Lordosis										
Postural	M48.40	--	--	--	--	M48.45	M48.46	M48.47	--	--
Unspecified	M48.50	--	--	--	--	M48.55	M48.56	M48.57	--	--
Osteochondrosis, Spinal										
Juvenile	M42.00	M42.01	M42.02	M42.03	M42.04	M42.05	M42.06	M42.07	M42.08	M42.09
Adult	M42.10	M42.11	M42.12	M42.13	M42.14	M42.15	M42.16	M42.17	M42.18	M42.19
Unspecified	M42.9	--	--	--	--	--	--	--	--	--
Other										
Fusion	M43.20	M43.21	M43.22	M43.23	M43.24	M43.25	M43.26	M43.27	M43.28	--
Spondylolysis	M43.00	M43.01	M43.02	M43.03	M43.04	M43.05	M43.06	M43.07	M43.08	M43.09
Spondylolisthesis	M43.10	M43.11	M43.12	M43.13	M43.14	M43.15	M43.16	M43.17	M43.18	M43.19
Torticollis	M43.6	--	--	--	--	--	--	--	--	--
Scoliosis										
Idiopath, infantile	M41.00	--	M41.02	M41.03	M41.04	M41.05	M41.06	M41.07	M41.08	--
Idiopath, Juven	--	--	M41.112	M41.113	M41.114	M41.115	M41.116	M41.117	--	M41.119
Idiopath, Adolesc	--	--	M41.122	M41.123	M41.124	M41.125	M41.126	M41.127	--	M41.129
Idiopath, Oth	M41.20	--	M41.22	M41.23	M41.24	M41.25	M41.26	M41.27	--	--
Neuromuscular	M41.40	M41.41	M41.42	M41.43	M41.44	M41.45	M41.46	M41.47	--	--
Other Secondary	M41.50	--	M41.52	M41.53	M41.54	M41.55	M41.56	M41.57	--	--
Other	M41.60	--	M41.62	M41.63	M41.64	M41.65	M41.66	M41.67	--	--
Thoracogenic	M41.30	--	--	--	M41.34	M41.35	--	--	--	--
Unspecified	M41.9	--	--	--	--	--	--	--	--	--

6th character meaning as indicated: 1 right 2 left 9 unspecified

©2013 Optumtraight, Inc.

Fig. 7

	Unsp	Shoulder	Elbow	Wrist	Hand	1st Carpo- metacarpa	Hip	Knee	Ankle/Foot	
Osteoarthritis										
Primary										
Bilateral	M19.90					M18.0	M16.0	M17.0		
Unilateral	M18.1[0-2]	M19.01[0-2]	M19.02[0-2]	M19.03[0-2]	M19.04[0-2]	M18.1[0-2]	M16.1[0-2]	M17.1[0-2]	M19.07[0-2]	
Primary O/A Hip Dyspl										
Bilateral								M16.2		
Unilateral								M16.3[0-2]		
Post-traumatic										
Bilateral	M19.92					M18.2	M16.4	M17.2		
Unilateral	M19.1[0-2]	M19.111[0-2]	M19.112[0-2]	M19.113[0-2]	M19.114[0-2]	M18.3[0-2]	M16.5[0-2]	M17.3[0-2]	M19.117[0-2]	
Secondary	M19.93					M18.5	M16.6	M17.4		
Bilateral										
Unilateral		M19.211[0-2]	M19.212[0-2]	M19.213[0-2]	M19.214[0-2]	M18.5	M16.7	M17.5	M19.217[0-2]	
Other/unspecified										
Primary	M19.91									
Post-traumatic	M19.92									
Bilateral						M18.4				
Unilateral						M18.5[0-2]				
Secondary	M19.93									
Bilateral							M16.6	M17.4		
Unilateral							M16.7	M17.5		
Unspecif	M19.90					M18.9	M16.9	M17.9		
Polyosteoarthritis										
Primary, General	M15.0									
Other	M15.6									
Unspecified	M15.9									
<i>6th character meaning as indicated: 1 right 2 left 9 unspecified</i>										
	Unsp	Shoulder	Humerus/ Upper arm	Ulna/ Radius/ Forearm	Hand	Femur/Tigh	Tibia/ Fibula/ Lower leg	Ankle/foot	Other	Multi
Osteopathy										
Osteomyelitis										
Acute										
Hematogenous	M86.00	M86.01[1,2,9]	M86.02[1,2,9]	M86.03[1,2,9]	M86.04[1,2,9]	M86.05[1,2,9]	M86.06[1,2,9]	M86.07[1,2,9]	M86.08	M86.09
Other	M86.10	M86.11[1,2,9]	M86.12[1,2,9]	M86.13[1,2,9]	M86.14[1,2,9]	M86.15[1,2,9]	M86.16[1,2,9]	M86.17[1,2,9]	M86.18	M86.19
Chronic										
Multifocal	M86.30	M86.31[1,2,9]	M86.32[1,2,9]	M86.33[1,2,9]	M86.34[1,2,9]	M86.35[1,2,9]	M86.36[1,2,9]	M86.37[1,2,9]	M86.38	M86.39
Other	M86.60	M86.61[1,2,9]	M86.62[1,2,9]	M86.63[1,2,9]	M86.64[1,2,9]	M86.65[1,2,9]	M86.66[1,2,9]	M86.67[1,2,9]	M86.68	M86.69
w/drain Sinus	M86.40	M86.41[1,2,9]	M86.42[1,2,9]	M86.43[1,2,9]	M86.44[1,2,9]	M86.45[1,2,9]	M86.46[1,2,9]	M86.47[1,2,9]	M86.48	M86.49
Subacute	M86.70	M86.71[1,2,9]	M86.72[1,2,9]	M86.73[1,2,9]	M86.74[1,2,9]	M86.75[1,2,9]	M86.76[1,2,9]	M86.77[1,2,9]	M86.78	M86.79
Other	M86.8X9	M86.8X1	M86.8X2	M86.8X3	M86.8X4	M86.8X5	M86.8X6	M86.8X7	M86.8X8	M86.8XB
Unspecified	M86.9									
©2013 OptumInsight, Inc.										

Fig. 8

	Unsp	Shoulder	Humerus	Forearm	Hand	Femur	Lower Leg	Ankle/foot	Vertebra	
Osteoporosis										
w/ Current Fracture										
Age-related	M80.00X	M80.01[1,2,9]	M80.02[1,2,9]	M80.03[1,2,9]	M80.04[1,2,9]	M80.05[1,2,9]	M80.06[1,2,9]	M80.07[1,2,9]	M80.08X[1,2,9]	
Other	M80.80X	M80.81[1,2,9]	M80.82[1,2,9]	M80.83[1,2,9]	M80.84[1,2,9]	M80.85[1,2,9]	M80.86[1,2,9]	M80.87[1,2,9]	M80.88X[1,2,9]	
w/ Current Fracture										
Age-related	M81.0									
Localized	M81.6									
Other	M81.8									
Stress Fracture										
	Unsp	Shoulder	Humerus	Forearm	Hand	Femur	Lower Leg	Ankle	Other	
Stress Fracture	M84.30X	M84.31[1,2,9]	M84.32[1,2,9]	M84.33[1,2,9]	M84.34[1,2,9]	M84.35[1,2,9]	---			
Patholog Fracture										
In Neoplast Dis	M84.50X	M84.51[1,2,9]	M84.52[1,2,9]	---	M84.54[1,2,9]	M84.55[1,2,9]	---	M84.57[1,2,9]	M84.58X	
In Other Dis	M84.60X	M84.61[1,2,9]	M84.62[1,2,9]	---	M84.64[1,2,9]	M84.65[1,2,9]	---	M84.67[1,2,9]	M84.68X	
Nec	M84.40X	M84.41[1,2,9]	M84.42[1,2,9]	---	M84.44[1,2,9]	M84.45[1,2,9]	---	M84.47[1,2,9]	M84.48X	
Patholog Fracture										
	Ulna	Radius	Pelvis	Hip	Fingers	Tibia	Fibula	Foot	Toes	
In Neoplast Dis	M84.53[1,2,9]	M84.53[3,4,9]	M84.550	M84.559	---	M84.56[1,2,9]	M84.56[3,4,9]	M84.57[4,5,6]	---	
In Other Dis	M84.63[1,2,9]	M84.63[3,4,9]	M84.650	M84.659	---	M84.66[1,2,9]	M84.66[3,4,9]	M84.67[4,5,6]	---	
Nec	M84.43[1,2,9]	M84.43[3,4,9]	M84.454	M84.459	M84.44[4,5,6]	M84.46[1,2,9]	M84.46[3,4,9]	M84.47[4,5,6]	M84.47[7,8,9]	
6th character meaning as indicated:										
					1 or 2 right	2 left	3, 6 or 9 unspecified			
7th character REQUIRED for category M80 only:										
	A	init enc for fx				K	sub enc for fx w/nonunion			
	D	sub enc for fx w/out heal				P	sub enc for fx w/malunion			
	G	sub enc for fx w/delay heal				S	sequela			

©2013 Optuminsight, Inc.

Fig. 9