



US00D719207S

(12) **United States Design Patent**  
**Chen et al.**

(10) **Patent No.:** **US D719,207 S**  
(45) **Date of Patent:** **\*\* Dec. 9, 2014**

(54) **PICO PROJECTOR**

(71) Applicant: **Quanta Computer, Inc.**, Taoyuan Shien (TW)

(72) Inventors: **Jyun-Jie Chen**, Hemei Township, Changhua County (TW); **Shih-Yun Lee**, New Taipei (TW); **Jung-Wen Chang**, Lujhu Township, Taoyuan County (TW)

(73) Assignee: **Quanta Computer, Inc.**, Taoyuan Shien (TW)

(\*\*) Term: **14 Years**

(21) Appl. No.: **29/469,513**

(22) Filed: **Oct. 10, 2013**

(30) **Foreign Application Priority Data**

Jul. 24, 2013 (TW) ..... 102305040

(51) **LOC (10) Cl.** ..... **16-02**

(52) **U.S. Cl.**  
USPC ..... **D16/230**

(58) **Field of Classification Search**  
USPC ..... D16/221, 335, 230-231, 234; D21/514;  
D14/496, 135, 188, 426; 353/39, 93,  
353/115, 119, 122

See application file for complete search history.

(56) **References Cited**

U.S. PATENT DOCUMENTS

D245,701 S *	9/1977	Kinsinger	.....	D16/221
D520,045 S *	5/2006	Han et al.	.....	D16/230
D602,969 S *	10/2009	Collet et al.	.....	D16/221
D632,326 S *	2/2011	Hou	.....	D16/230
D638,872 S *	5/2011	Kao	.....	D16/230
D648,769 S *	11/2011	Tzeng	.....	D16/230
D651,636 S *	1/2012	Chang	.....	D16/230
D679,740 S *	4/2013	Ho	.....	D16/230
D702,753 S *	4/2014	Kim	.....	D16/225

\* cited by examiner

*Primary Examiner* — Wan Laymon

(74) *Attorney, Agent, or Firm* — Sawyer Law Group, P.C.

(57) **CLAIM**

The ornamental design for a pico projector, as shown and described.

**DESCRIPTION**

FIG. 1 is a perspective view of a pico projector showing our new design;

FIG. 2 is a front view thereof;

FIG. 3 is a rear view thereof;

FIG. 4 is a left side view thereof;

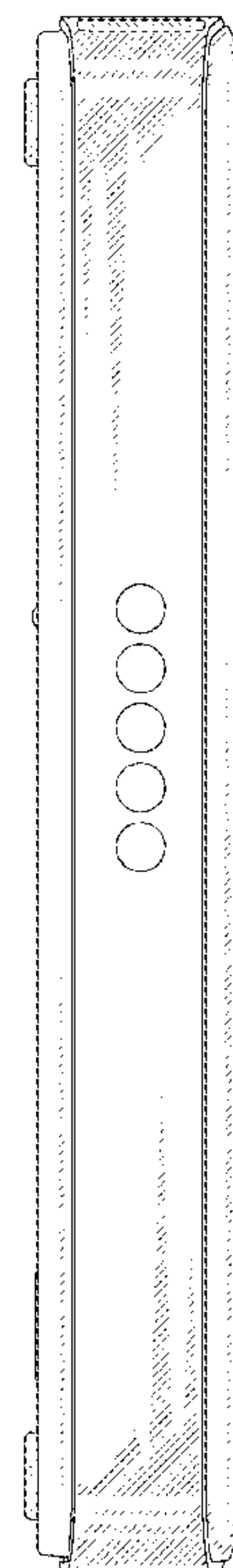
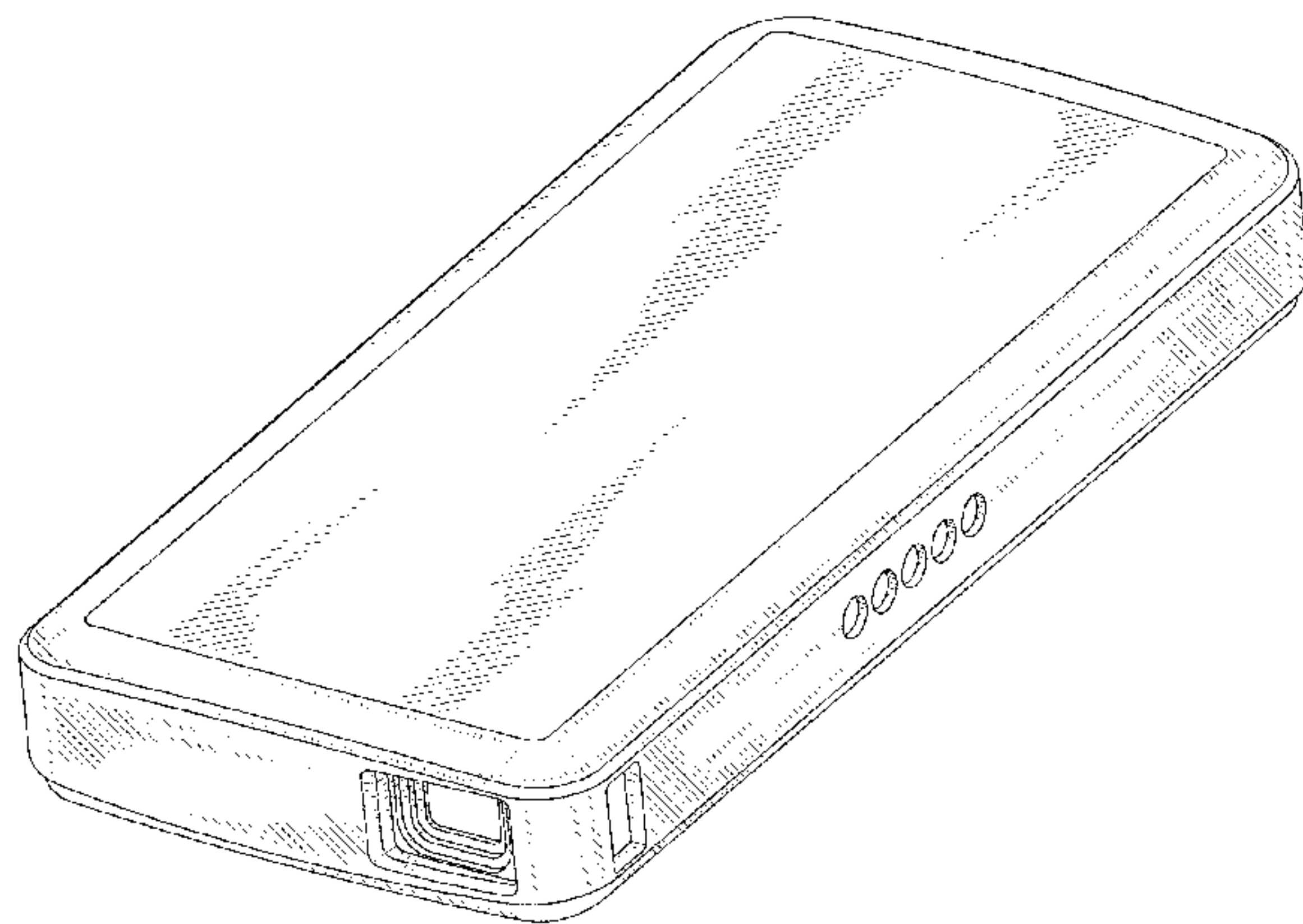
FIG. 5 is a right side view thereof;

FIG. 6 is a top view thereof; and,

FIG. 7 is a bottom view thereof.

The broken lines shown in the figures represent portions of the pico projector that form no part of the claimed design.

**1 Claim, 5 Drawing Sheets**



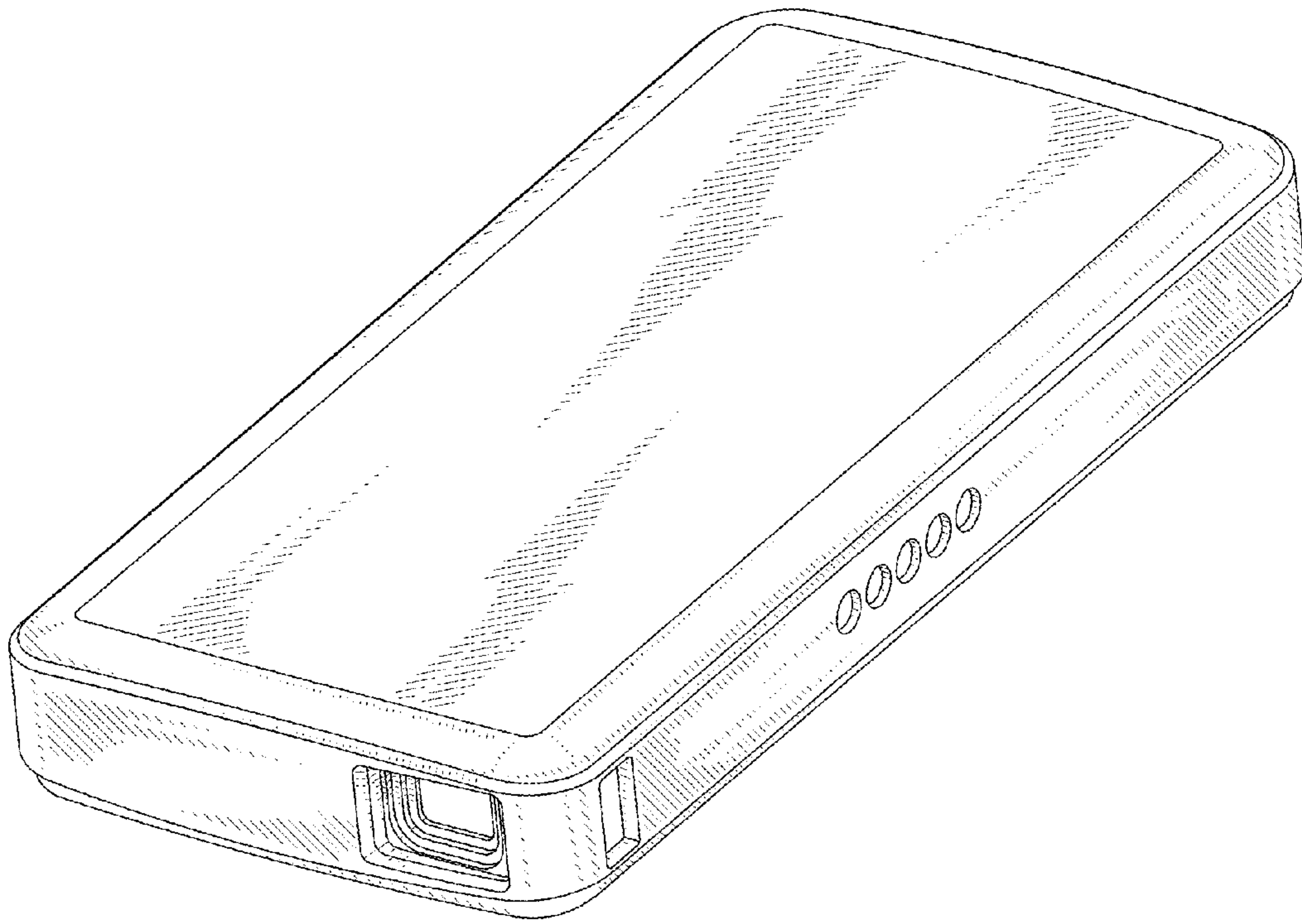


FIG. 1




FIG. 2

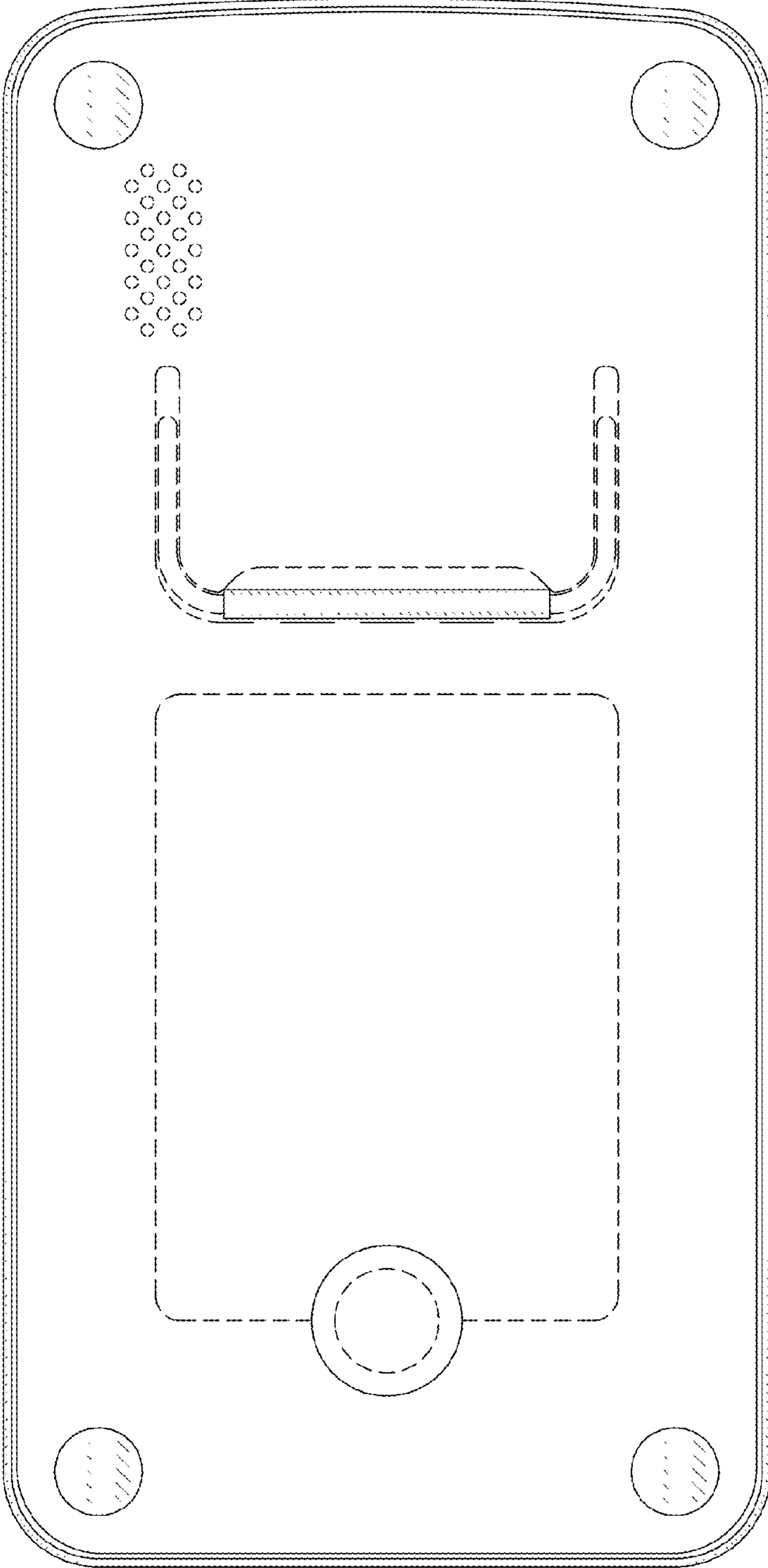


FIG. 3



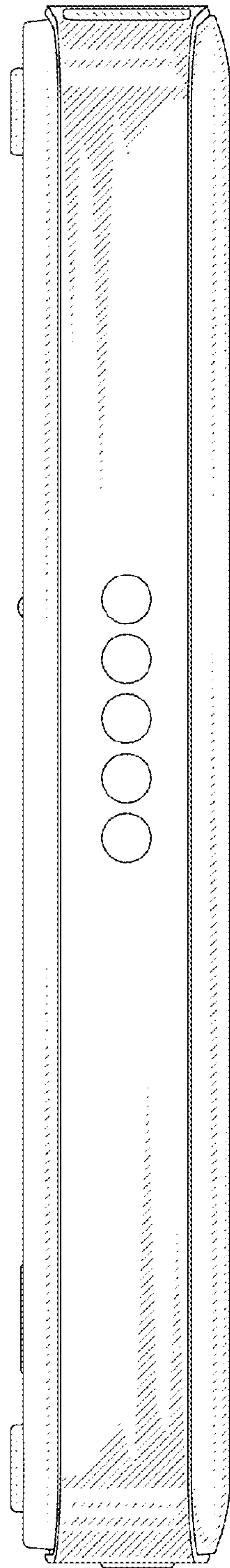


FIG. 4

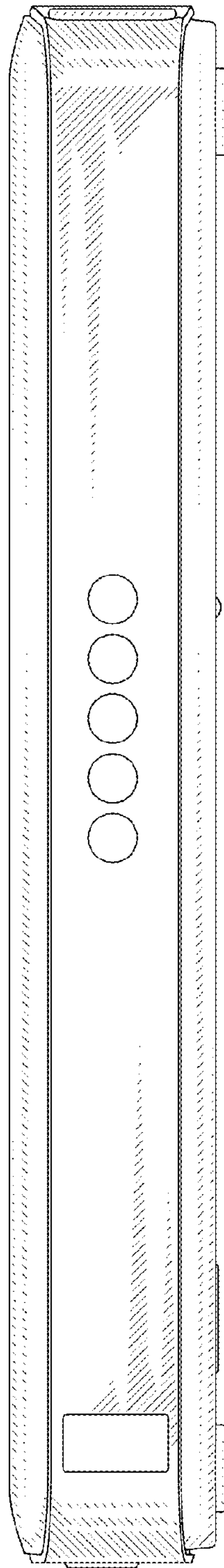


FIG. 5

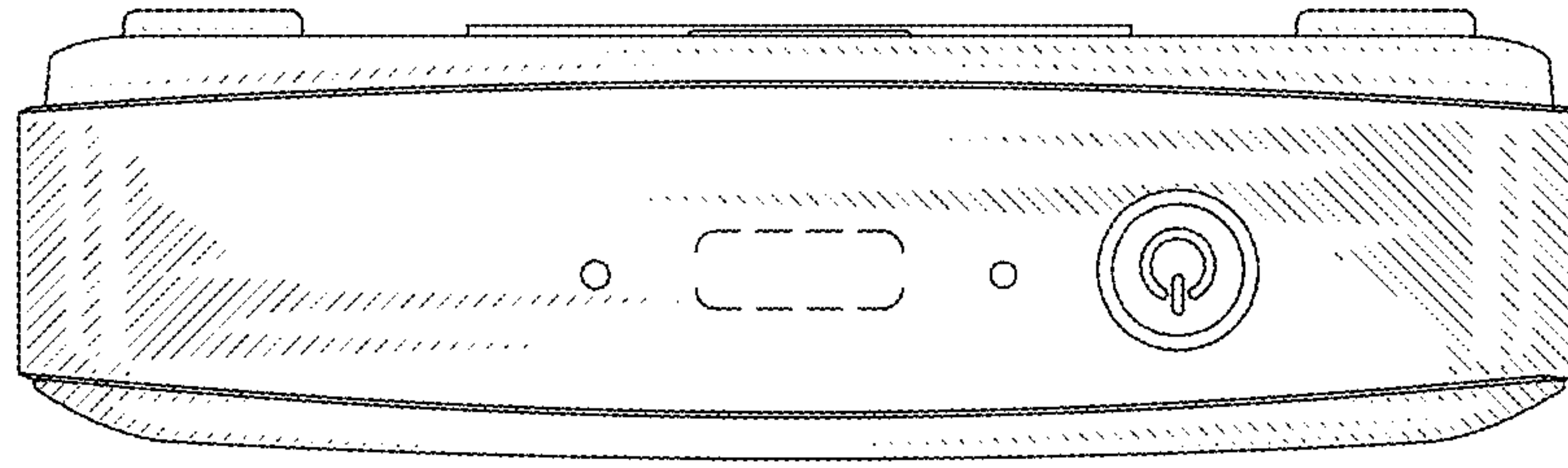


FIG. 6

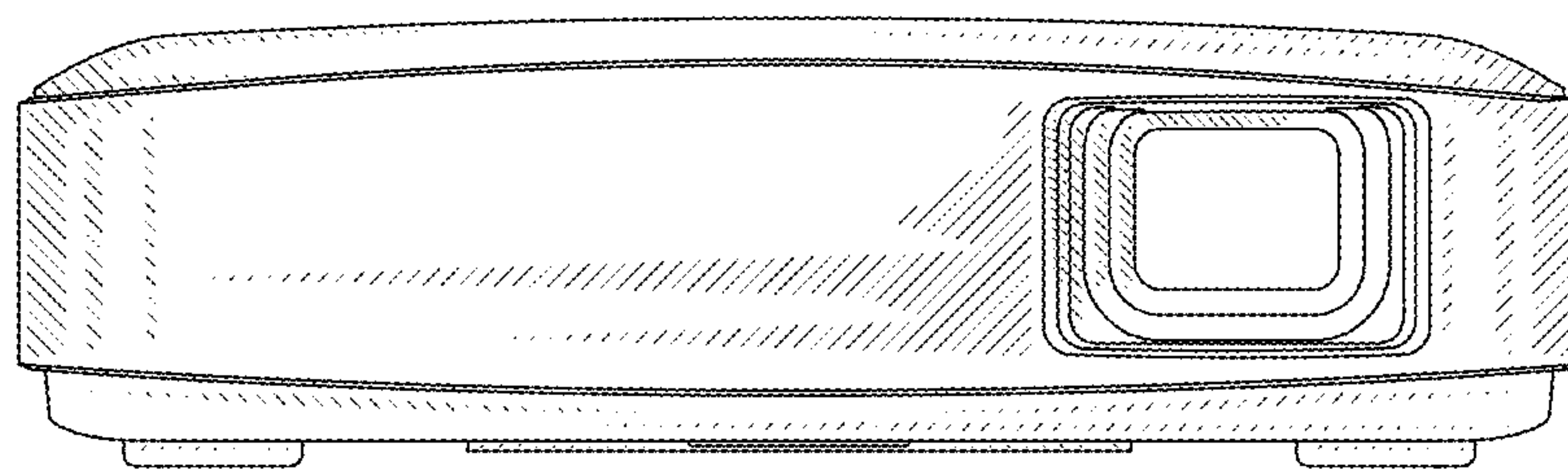


FIG. 7