



US00D719206S

(12) **United States Design Patent**  
**Washek**

(10) **Patent No.:** **US D719,206 S**

(45) **Date of Patent:** **\*\* Dec. 9, 2014**

(54) **USB COMPATIBLE PROJECTOR**

(71) Applicant: **John T. Washek**, Needham, MA (US)

(72) Inventor: **John T. Washek**, Needham, MA (US)

(\*\*) Term: **14 Years**

(21) Appl. No.: **29/442,909**

(22) Filed: **Jun. 12, 2013**

(51) **LOC (10) Cl.** ..... **16-02**

(52) **U.S. Cl.**  
USPC ..... **D16/225; D14/480.3**

(58) **Field of Classification Search**  
USPC ..... D16/205, 221, 225, 230–231, 234;  
D21/514; 353/115, 119, 122;  
D14/480.3, 483, 484.1, 480.1  
See application file for complete search history.

(56) **References Cited**

**U.S. PATENT DOCUMENTS**

3,100,427	A *	8/1963	Lehmann et al.	.....	D16/225
3,124,035	A *	3/1964	Lucas	.....	353/119
D209,178	S *	11/1967	Quinn	.....	D16/231
D227,296	S *	6/1973	Wilkinson	.....	D16/231
D364,416	S *	11/1995	Saeki et al.	.....	D16/231
D405,100	S *	2/1999	Suzuki	.....	D16/231

D412,006	S *	7/1999	Gilbert	.....	D16/230
7,887,190	B2 *	2/2011	Van Avery et al.	.....	353/119
2011/0242506	A1 *	10/2011	Uchiyama et al.	.....	353/119

\* cited by examiner

*Primary Examiner* — Wan Laymon

(74) *Attorney, Agent, or Firm* — Paul R. Martin

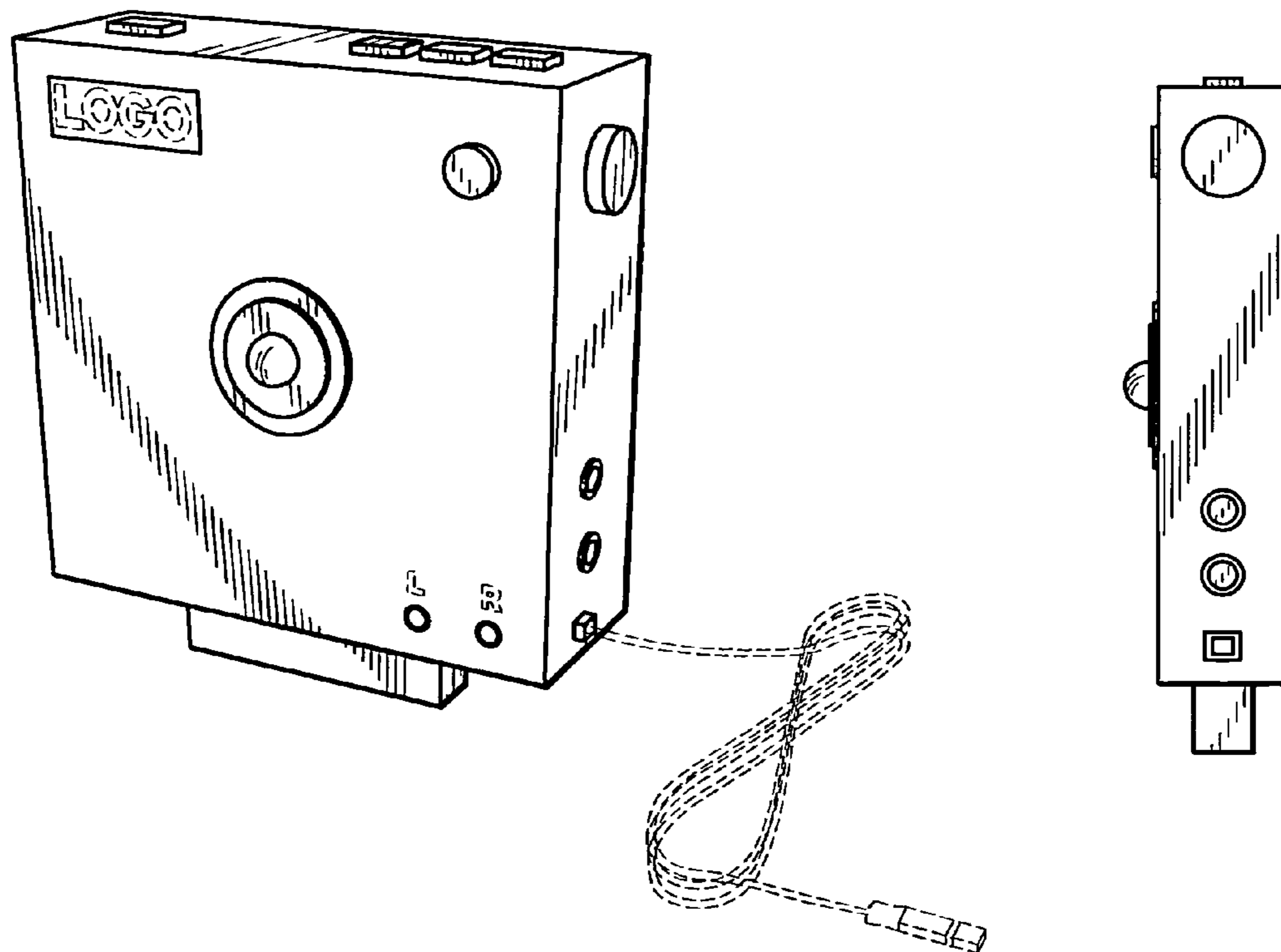
(57) **CLAIM**

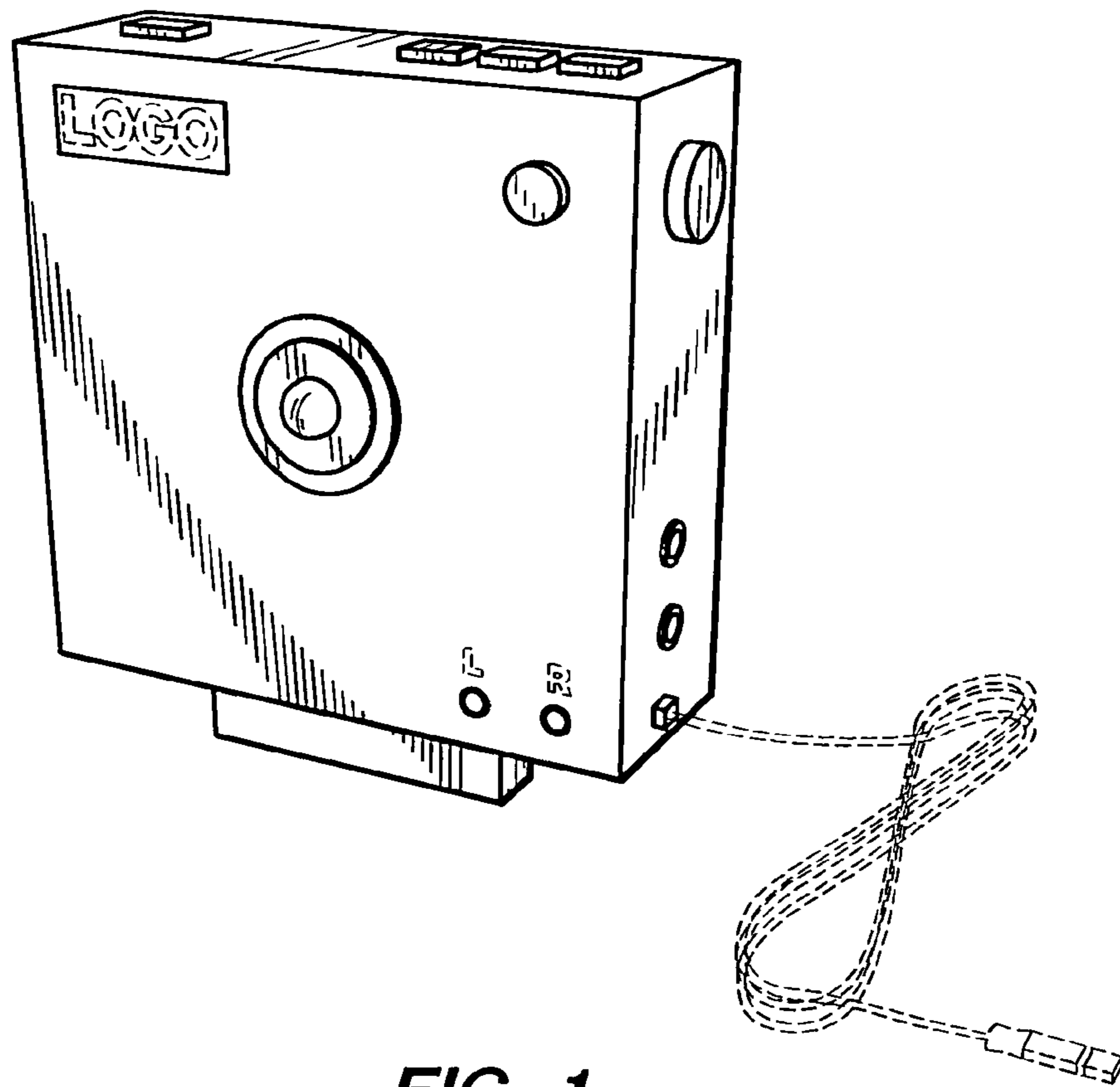
The ornamental design for a USB compatible projector, as shown and described.

**DESCRIPTION**

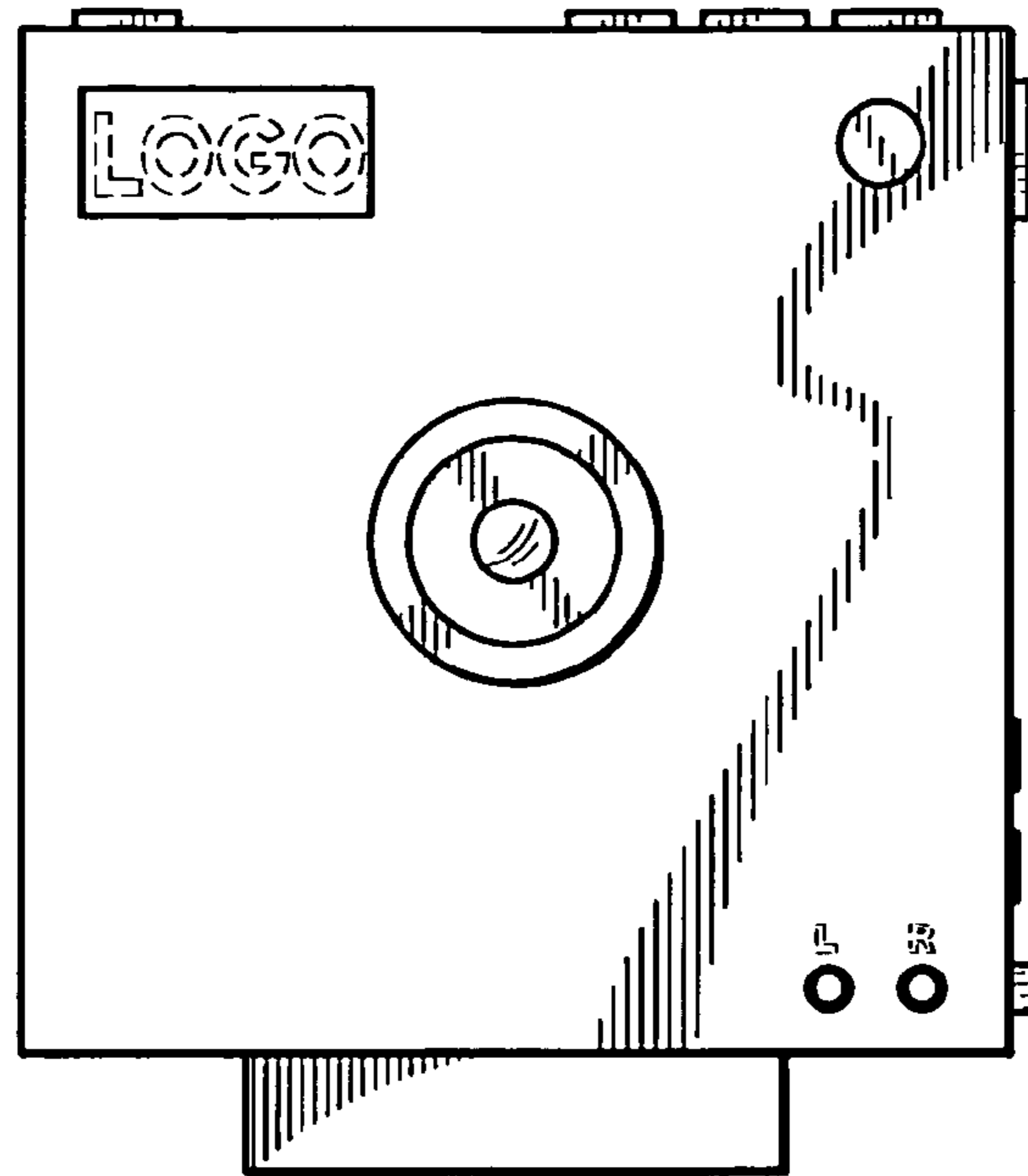
FIG. 1 is a perspective view of the USB compatible projector showing my new design;  
 FIG. 2 is an elevational view of the front thereof.  
 FIG. 3 is an elevational view of the right side thereof, as shown in FIG. 1.  
 FIG. 4 is an elevational view of the left side thereof, as shown in FIG. 1.  
 FIG. 5 is a top plan view thereof.  
 FIG. 6 is a bottom plan view thereof; and,  
 FIG. 7 is an elevational view of the back thereof.  
 The broken line figure in FIG. 1, depicting a cord attached to the projector, is an environmental element, and is not part of my new design.

**1 Claim, 3 Drawing Sheets**

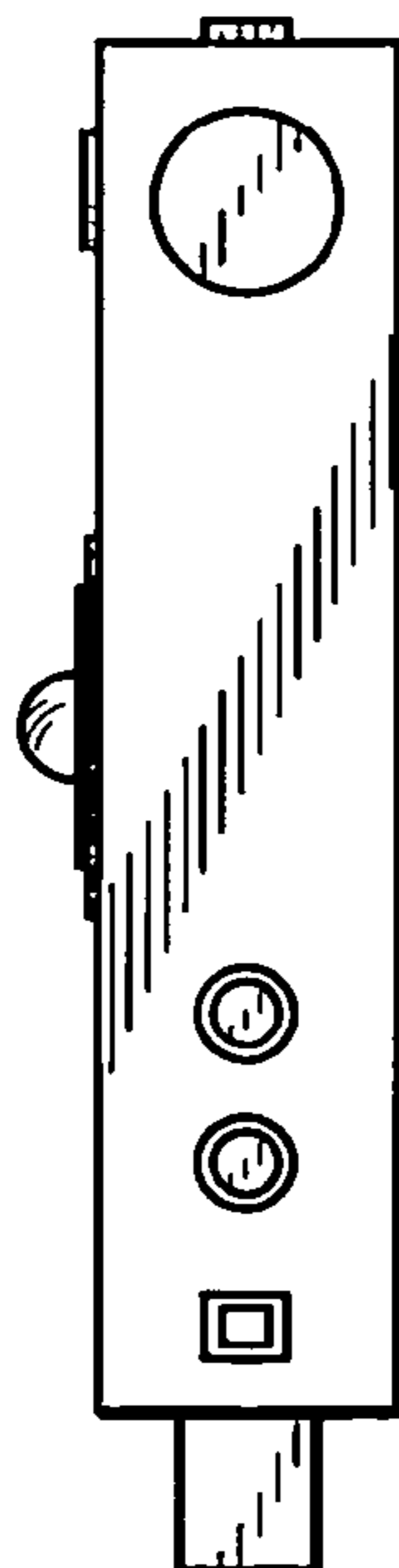




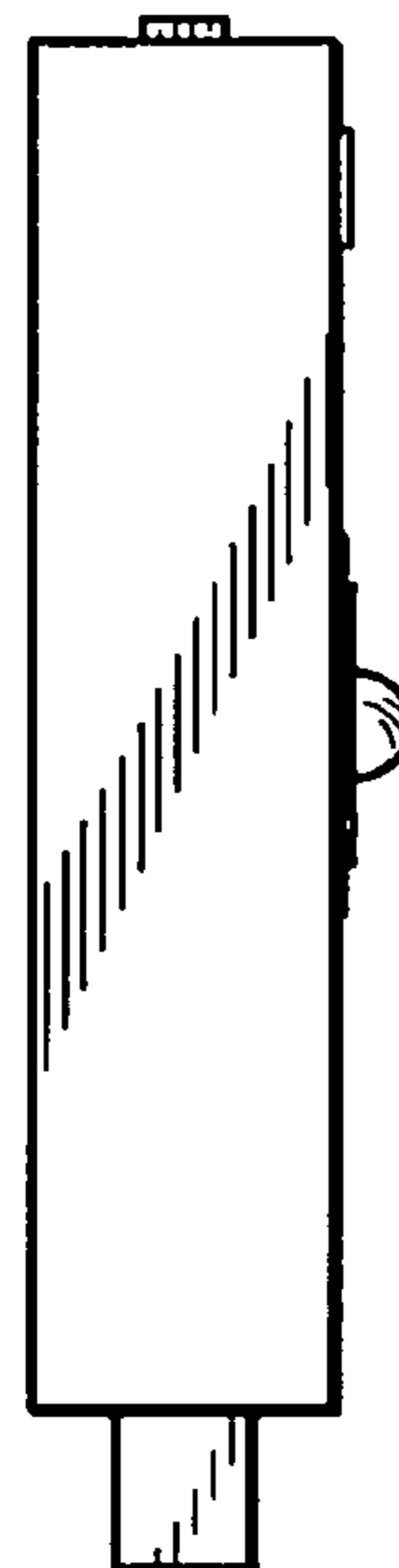
**FIG. 1**




**FIG. 2**



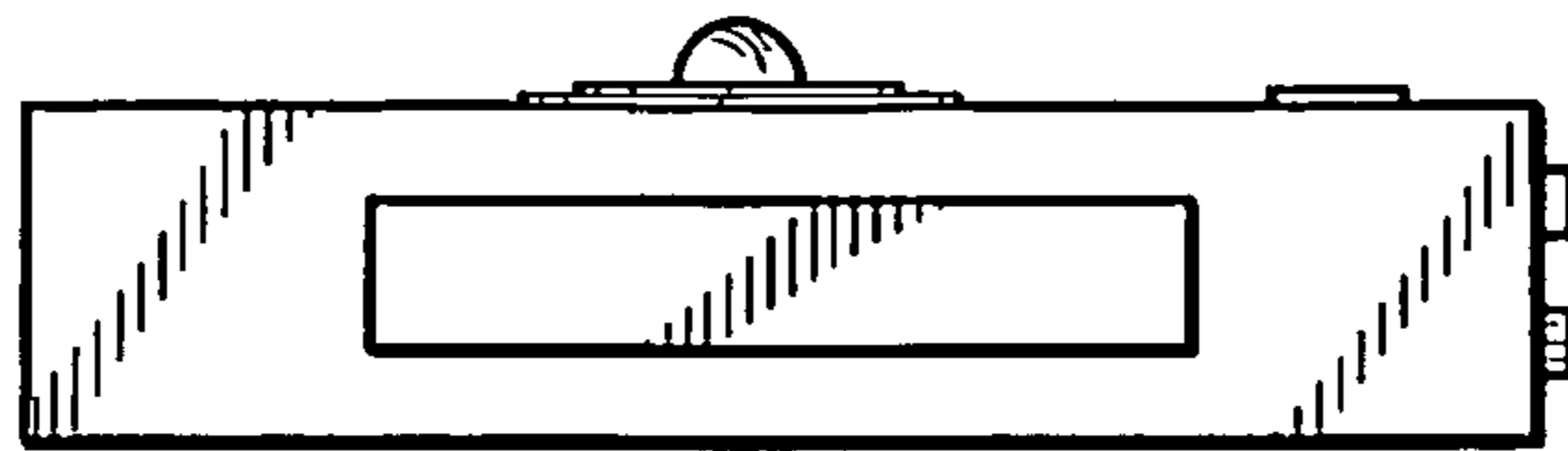
**FIG. 3**



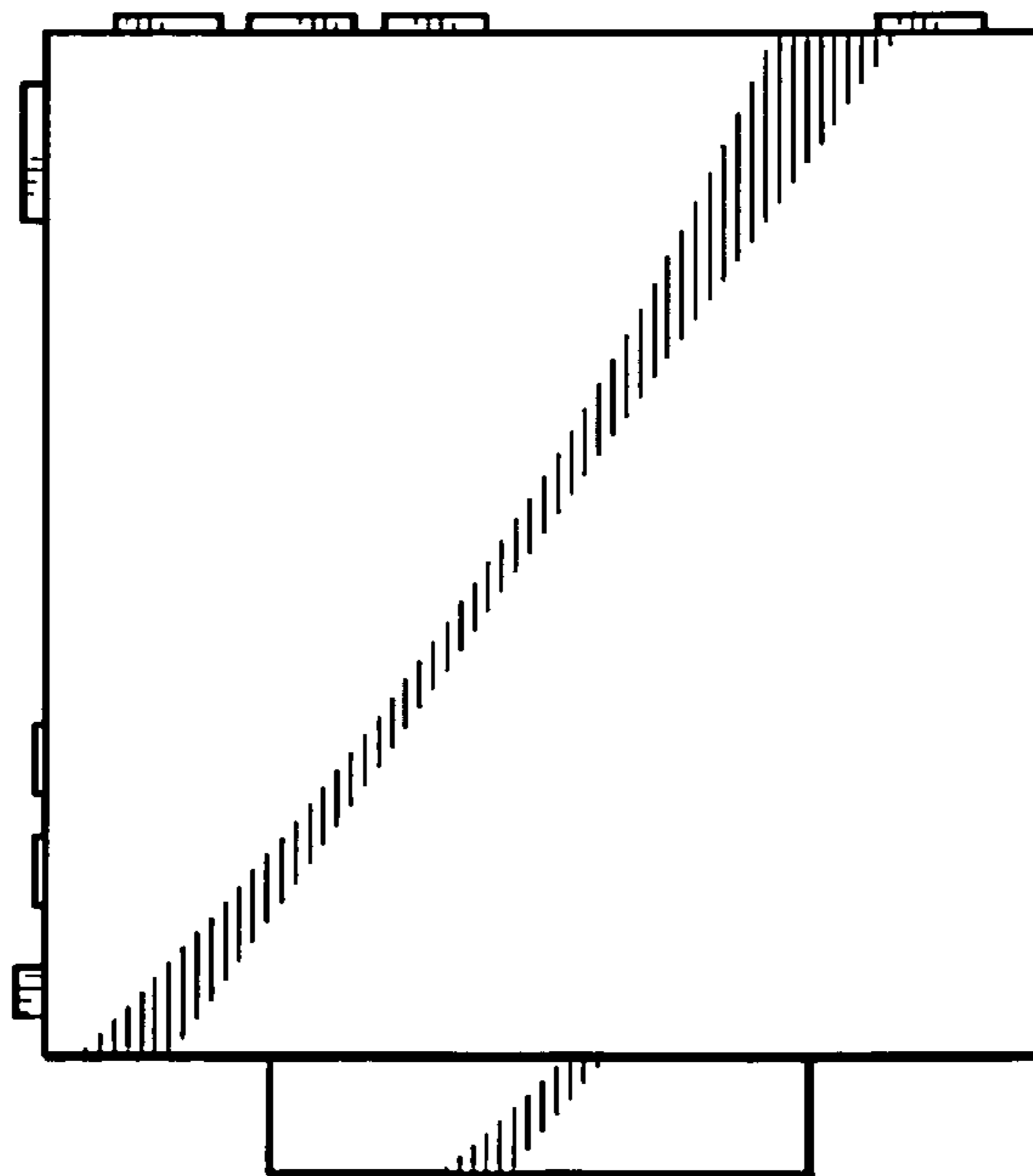
**FIG. 4**



**FIG. 5**



**FIG. 6**



**FIG. 7**