

US00D719195S

(12) **United States Design Patent**
Ljunggren et al.

(10) **Patent No.:** **US D719,195 S**
(45) **Date of Patent:** **** Dec. 9, 2014**

- (54) **JAW CRUSHER SUPPORT FRAME**
- (71) Applicant: **Sandvik Intellectual Property AB**,
Sandviken (SE)
- (72) Inventors: **Karin Ljunggren**, Ystad (SE); **Roger Sjobeck**, Malmö (SE); **Marten Lindberg**, Malmö (SE)
- (73) Assignee: **Sandvik Mining and Construction Oy**,
Tampere (FI)
- (**) Term: **14 Years**
- (21) Appl. No.: **29/441,762**
- (22) Filed: **Jan. 9, 2013**

3,154,259	A *	10/1964	Behnke et al.	241/275
4,091,725	A *	5/1978	Arp	100/45
4,768,723	A *	9/1988	Fritz	241/268
4,796,822	A *	1/1989	Terrenzio	241/275
5,111,927	A *	5/1992	Schulze, Jr.	194/209
5,125,331	A *	6/1992	Wood	100/37
D331,414	S *	12/1992	Long	D15/123
D337,773	S *	7/1993	Jones	D15/123
D350,142	S *	8/1994	Imanishi et al.	D15/123
D354,293	S *	1/1995	Brown, Jr.	D15/123
5,775,609	A *	7/1998	Ackers et al.	241/285.3
D413,339	S *	8/1999	Wales, Jr.	D15/123
6,311,908	B1 *	11/2001	Kajiyama et al.	241/29
6,827,301	B1 *	12/2004	Kassuba	241/37
D557,294	S *	12/2007	Okuya	D15/123
D561,789	S *	2/2008	Murphy et al.	D15/123
2008/0217452	A1 *	9/2008	Douglas	241/259.1
2013/0146692	A1 *	6/2013	Dallimore et al.	241/27
2013/0153697	A1 *	6/2013	Ito et al.	241/36

* cited by examiner

- (30) **Foreign Application Priority Data**
- Jul. 9, 2012 (EM) 001333801-0001

Primary Examiner — Patricia Palasik
(74) *Attorney, Agent, or Firm* — Corinne R. Gorski

- (51) **LOC (10) Cl.** **15-09**
- (52) **U.S. Cl.**
USPC **D15/123**
- (58) **Field of Classification Search**
USPC D8/349, 354, 355, 363, 367, 373, 380,
D8/381; D15/122, 123; 72/448, 455, 465;
100/207, 208, 214, 268, 282, 292;
241/31, 58, 159, 179, 186, 236, 285;
435/86, 135, 347, 348.5, 349, 350,
435/353, 355, 358, 360
See application file for complete search history.

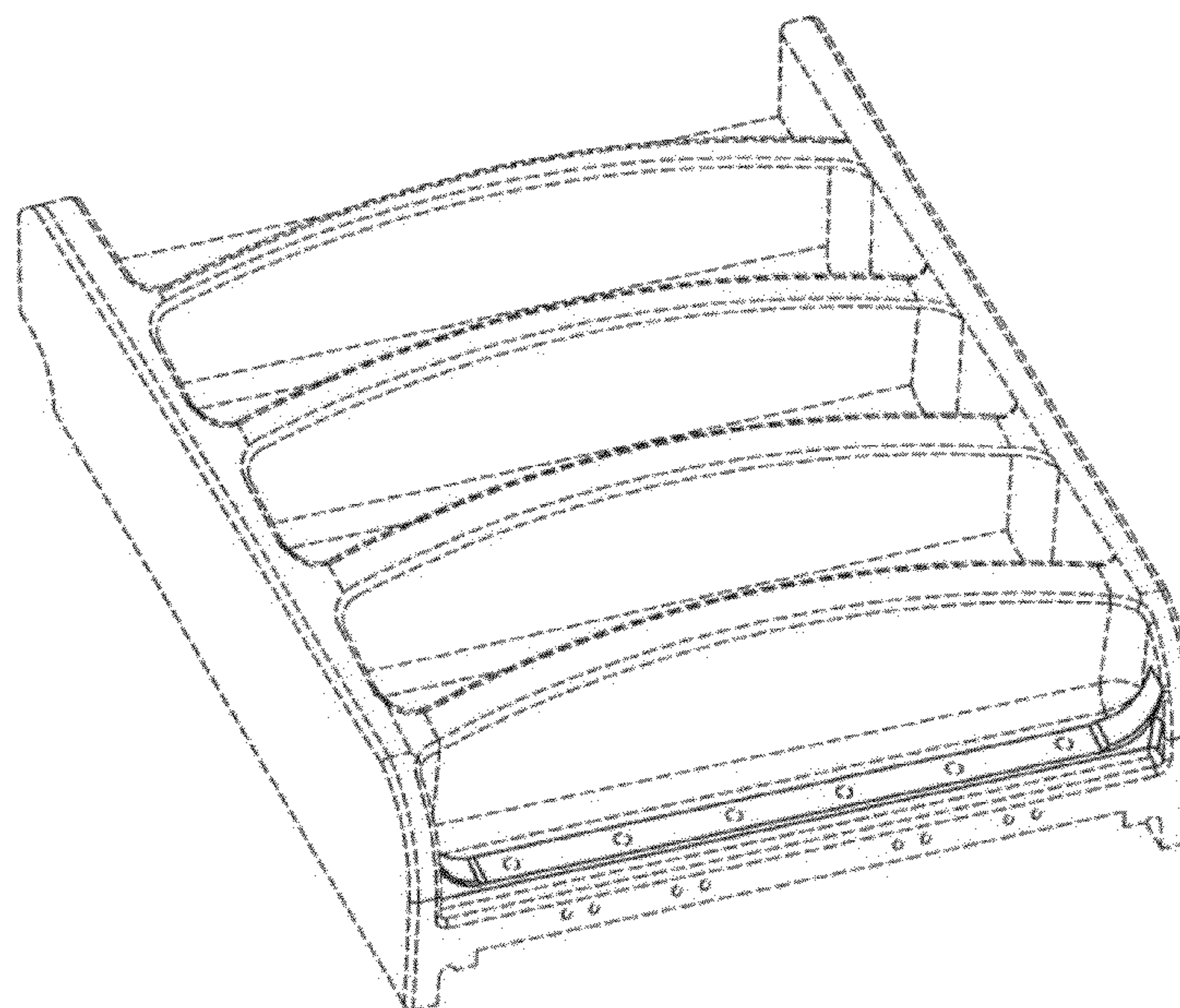
(57) **CLAIM**
The ornamental design for a jaw crusher support frame, as shown.

- (56) **References Cited**
U.S. PATENT DOCUMENTS
D30,790 S * 5/1899 Euston D15/123
3,074,657 A * 1/1963 Bridgewater 241/275

DESCRIPTION

FIG. 1.1 is a perspective view of a jaw support frame having a stiffening saddle extending between a pair of side walls; FIG. 1.2 is a front view thereof; FIG. 1.3 is a rear view thereof; FIG. 1.4 is a side view from one side thereof; FIG. 1.5 is a side view from opposite side thereof; FIG. 1.6 is a bottom view thereof; and, FIG. 1.7 is a top view thereof.

1 Claim, 7 Drawing Sheets



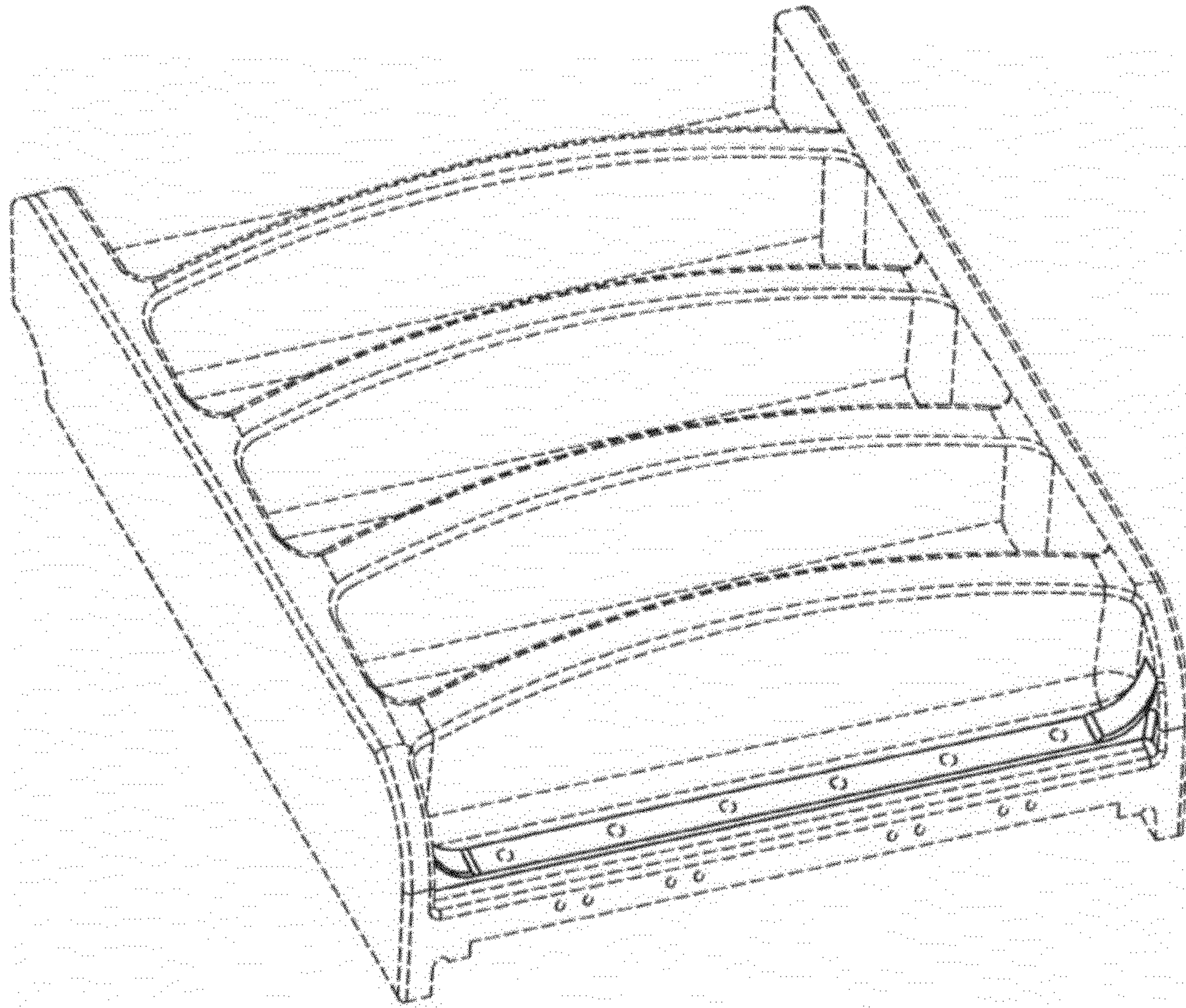


Fig. 1.1

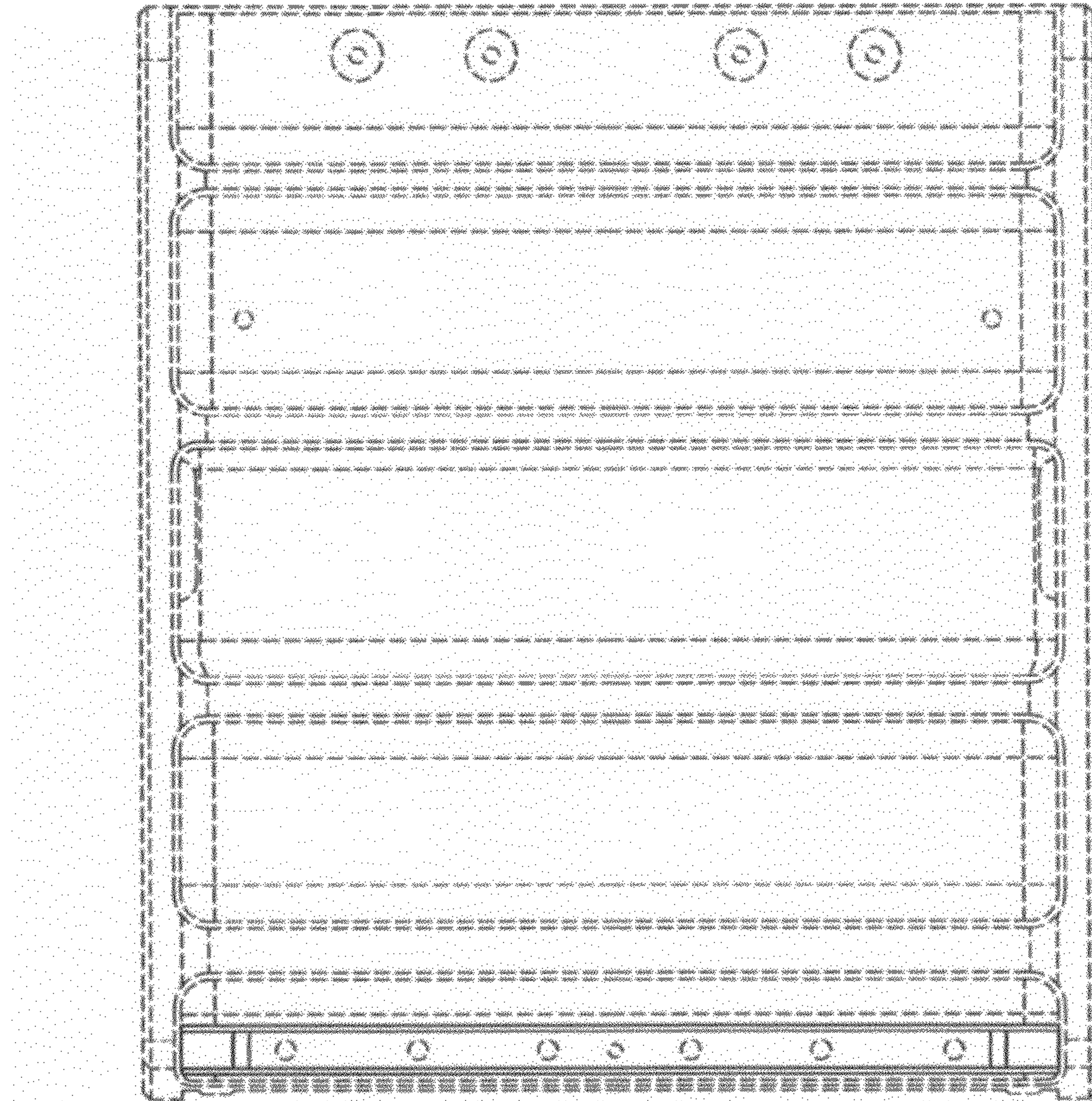


Fig. 1.2




Fig. 1.3

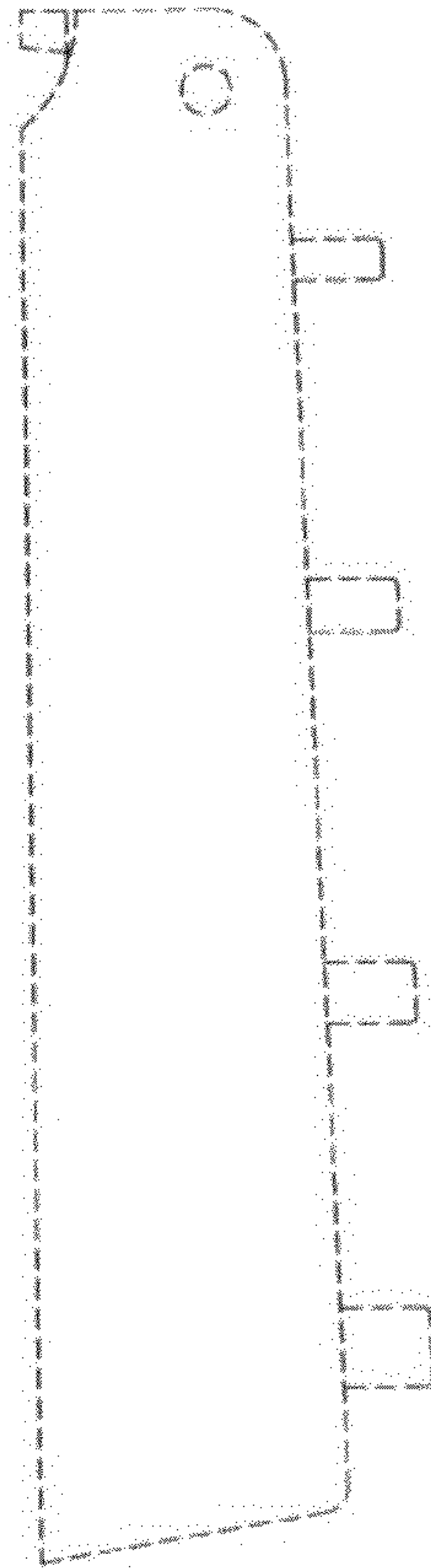


Fig. 1.4

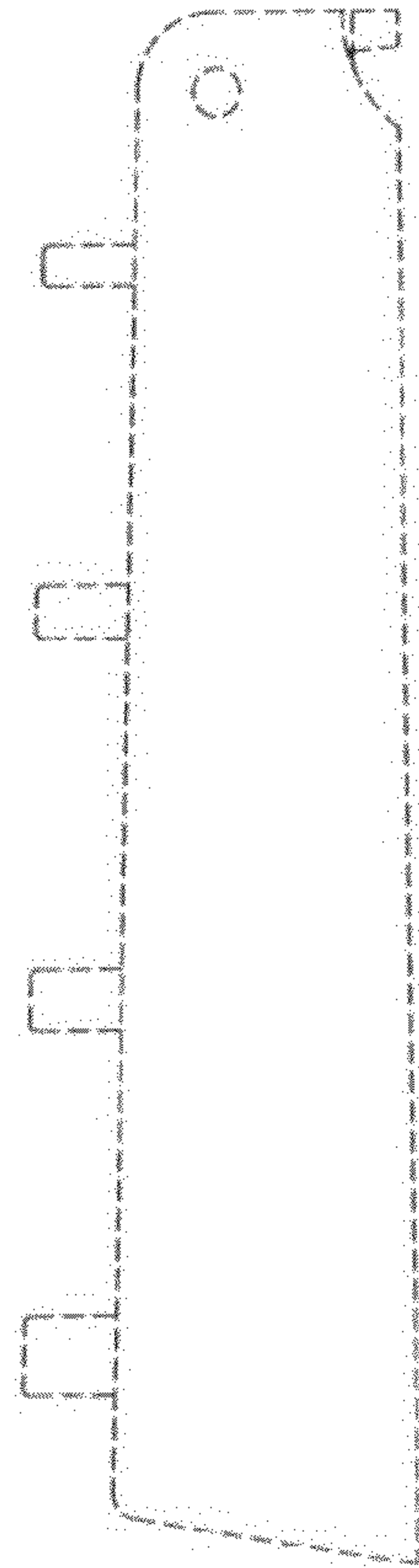


Fig. 1.5

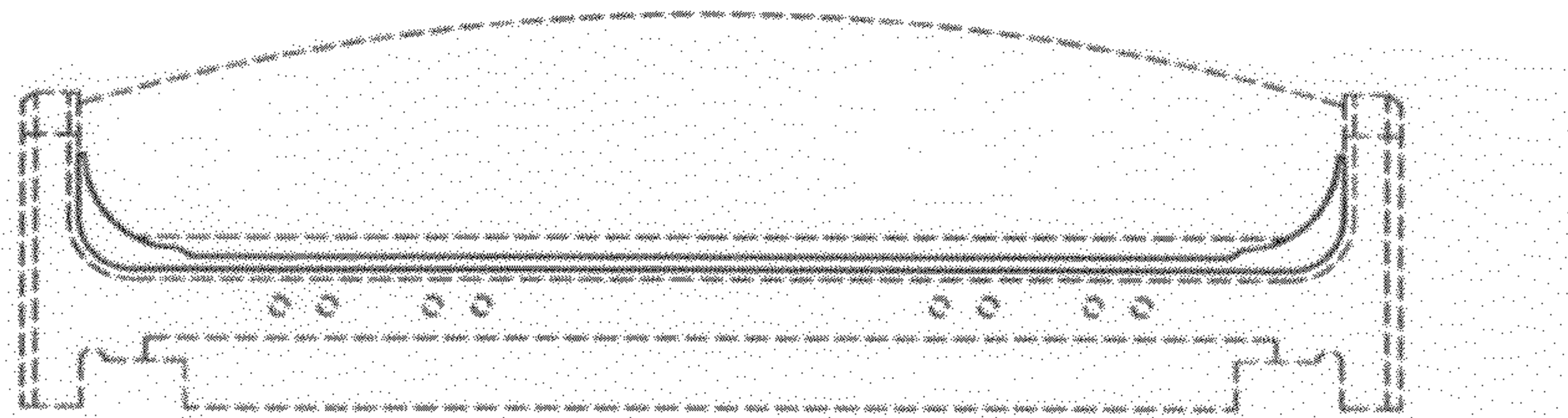


Fig. 1.6




Fig. 1.7

UNITED STATES PATENT AND TRADEMARK OFFICE
CERTIFICATE OF CORRECTION

PATENT NO. : D719,195 S
APPLICATION NO. : 29/441762
DATED : December 9, 2014
INVENTOR(S) : Ljunggren et al.

Page 1 of 1

It is certified that error appears in the above-identified patent and that said Letters Patent is hereby corrected as shown below:

On the title page item [73], insert: --Sandvik Intellectual Property AB--

Signed and Sealed this
Twelfth Day of July, 2016



Michelle K. Lee
Director of the United States Patent and Trademark Office