



US00D719182S

(12) **United States Design Patent**
Sik et al.

(10) **Patent No.:** **US D719,182 S**
(45) **Date of Patent:** **** Dec. 9, 2014**

(54) **PORTABLE ELECTRONIC DEVICE
DISPLAYING GRAPHICAL USER
INTERFACE**

(75) Inventors: **Shin Hang Sik**, Yongin-si (KR); **Ahn Sungjoo**, Seoul (KR); **Yoo Hyun Gok**, Hwasung-si (KR); **Park Jung Hoon**, Seoul (KR)

(73) Assignee: **Samsung Electronics Co., Ltd.**, Gyeonggi-do (KR)

(**) Term: **14 Years**

(21) Appl. No.: **29/426,094**

(22) Filed: **Jun. 29, 2012**

(51) **LOC (10) Cl.** **14-04**

(52) **U.S. Cl.**
USPC **D14/486**

(58) **Field of Classification Search**
USPC D14/485–495; 715/700–866
See application file for complete search history.

(56) **References Cited**

U.S. PATENT DOCUMENTS

D671,558	S	*	11/2012	Anzures et al.	D14/489
D687,452	S	*	8/2013	Anzures et al.	D14/486
D691,618	S	*	10/2013	Chen et al.	D14/485
D701,225	S	*	3/2014	Jung	D14/486
D703,231	S	*	4/2014	Anzures et al.	D14/492
D703,234	S	*	4/2014	Lim et al.	D14/492
D703,695	S	*	4/2014	Anzures et al.	D14/492
D703,696	S	*	4/2014	Anzures et al.	D14/492
D704,217	S	*	5/2014	Jin et al.	D14/492
D704,218	S	*	5/2014	Ahn et al.	D14/492
D704,219	S	*	5/2014	Ahn et al.	D14/492

D704,220	S	*	5/2014	Lim et al.	D14/492
D705,808	S	*	5/2014	Anzures et al.	D14/492
D705,810	S	*	5/2014	Ma et al.	D14/492
D708,639	S	*	7/2014	Lee et al.	D14/492
D708,640	S	*	7/2014	Ahn et al.	D14/492
D708,641	S	*	7/2014	Ahn et al.	D14/492
2009/0309849	A1	*	12/2009	Iwema et al.	345/173
2011/0060985	A1	*	3/2011	Kerr et al.	715/702
2011/0161080	A1	*	6/2011	Ballinger et al.	704/235
2011/0246944	A1	*	10/2011	Byrne et al.	715/835
2013/0219277	A1	*	8/2013	Wang et al.	715/728
2013/0275875	A1	*	10/2013	Gruber et al.	715/728

* cited by examiner

Primary Examiner — Eric Goodman

Assistant Examiner — John Reickel

(74) *Attorney, Agent, or Firm* — Harness, Dickey & Pierce, P.L.C.

(57) **CLAIM**

We claim the ornamental design for a portable electronic device displaying graphical user interface, as shown and described.

DESCRIPTION

FIG. 1 is a first image of a portable electronic device displaying graphical user interface showing our new design; FIG. 2 is a second image of a portable electronic device displaying graphical user interface showing our new design; and, FIG. 3 is a third image of a portable electronic device displaying graphical user interface showing our new design. The broken line showing of the mobile terminal, and the numbers and symbols, is included for the purpose of illustrating environmental structure and portions of the article, respectively, and forms no part of the claimed design.

1 Claim, 3 Drawing Sheets

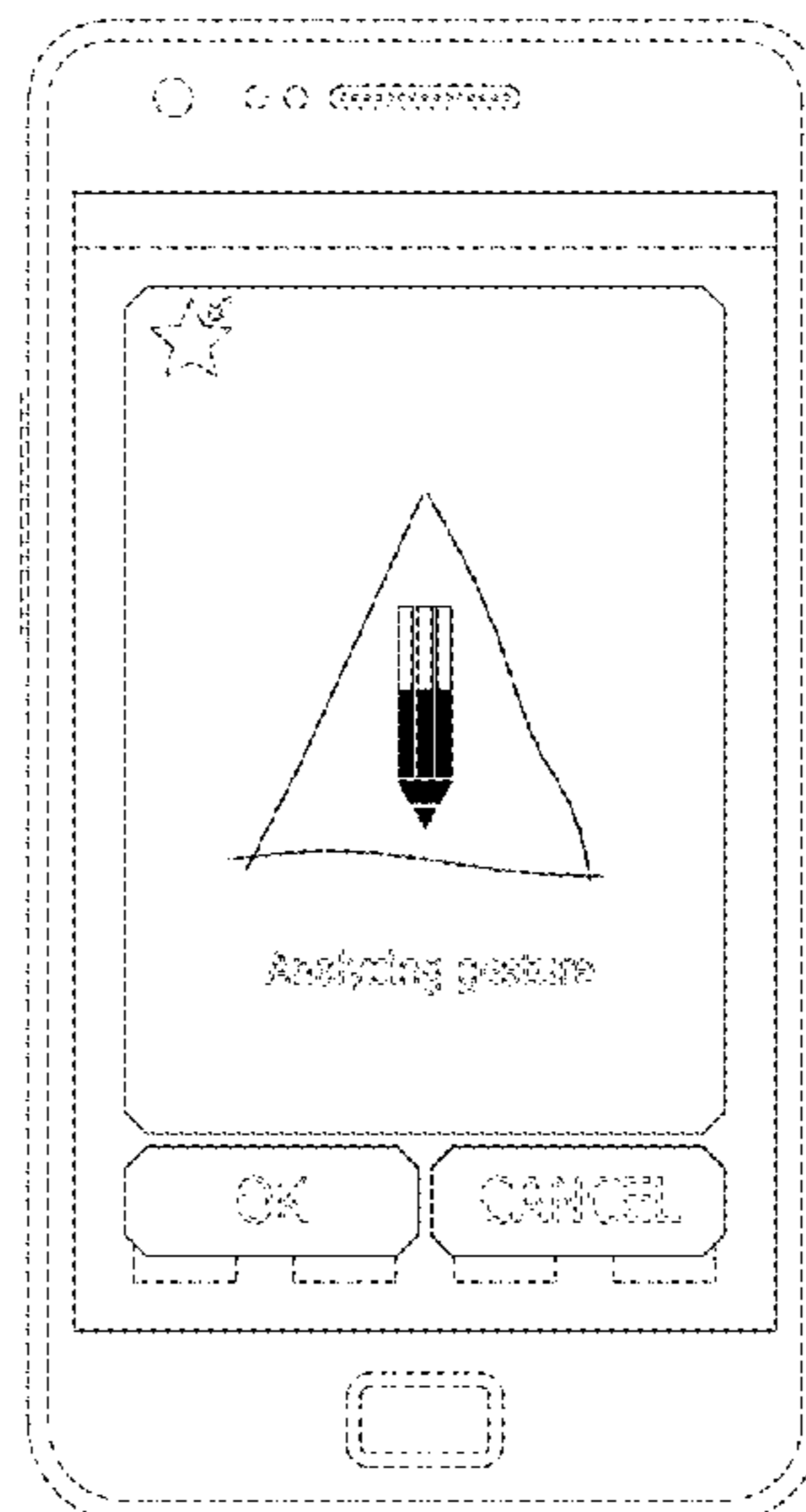


FIG. 1




FIG. 2

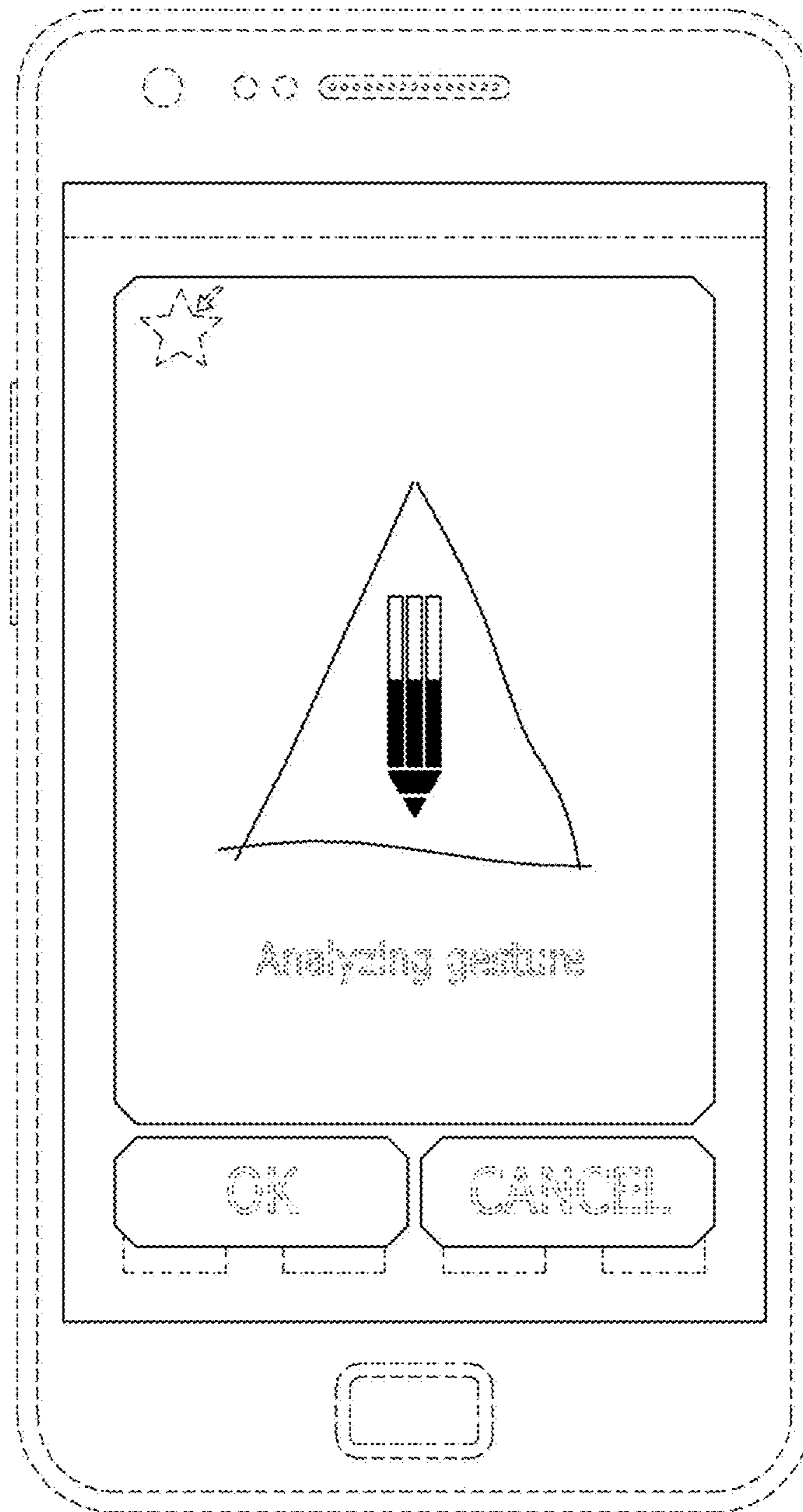


FIG. 3

