



US00D719148S

(12) **United States Design Patent**
Kim et al.

(10) **Patent No.:** **US D719,148 S**
(45) **Date of Patent:** **** Dec. 9, 2014**

(54) **NOTEBOOK COMPUTER**

(71) Applicant: **Samsung Electronics Co., Ltd.**,
Suwon-si (KR)

(72) Inventors: **Wan-Sup Kim**, Seoul (KR); **Ik-Sang Kim**, Seoul (KR)

(73) Assignee: **Samsung Electronics Co., Ltd.** (KR)

(**) Term: **14 Years**

(21) Appl. No.: **29/454,908**

(22) Filed: **May 15, 2013**

(30) **Foreign Application Priority Data**

Nov. 23, 2012 (KR) 30-2012-0056045

(51) **LOC (10) Cl.** **14-02**

(52) **U.S. Cl.**
USPC **D14/315**

(58) **Field of Classification Search**
USPC D14/315-327, 455; D18/1, 2, 7, 11;
235/145 A, 145 R; 341/22, 23; 345/104,
345/156, 168, 169, 173; 361/679.08,
361/679.09, 679.11, 679.26, 679.27

See application file for complete search history.

(56) **References Cited**

U.S. PATENT DOCUMENTS

6,519,139 B2 * 2/2003 Kambayashi 361/679.09
6,775,129 B1 * 8/2004 Ghosh et al. 361/679.27
6,785,128 B1 * 8/2004 Yun 361/679.27
D601,138 S * 9/2009 Solomon et al. D14/315

* cited by examiner

Primary Examiner — Freda S Nunn

(74) *Attorney, Agent, or Firm* — Cantor Colburn LLP

(57) **CLAIM**

The ornamental design for a notebook computer, as shown and described.

DESCRIPTION

FIG. 1 is a perspective view of a notebook computer showing our new design;

FIG. 2 is a front view thereof;

FIG. 3 is a rear view thereof;

FIG. 4 is a left side view thereof;

FIG. 5 is a right side view thereof;

FIG. 6 is a top plan view thereof;

FIG. 7 is a bottom plan view thereof; and,

FIG. 8 is another perspective view thereof in an alternative position of use.

The broken lines are shown for disclosure or illustrative purposes only and form no part of the claimed design.

1 Claim, 6 Drawing Sheets


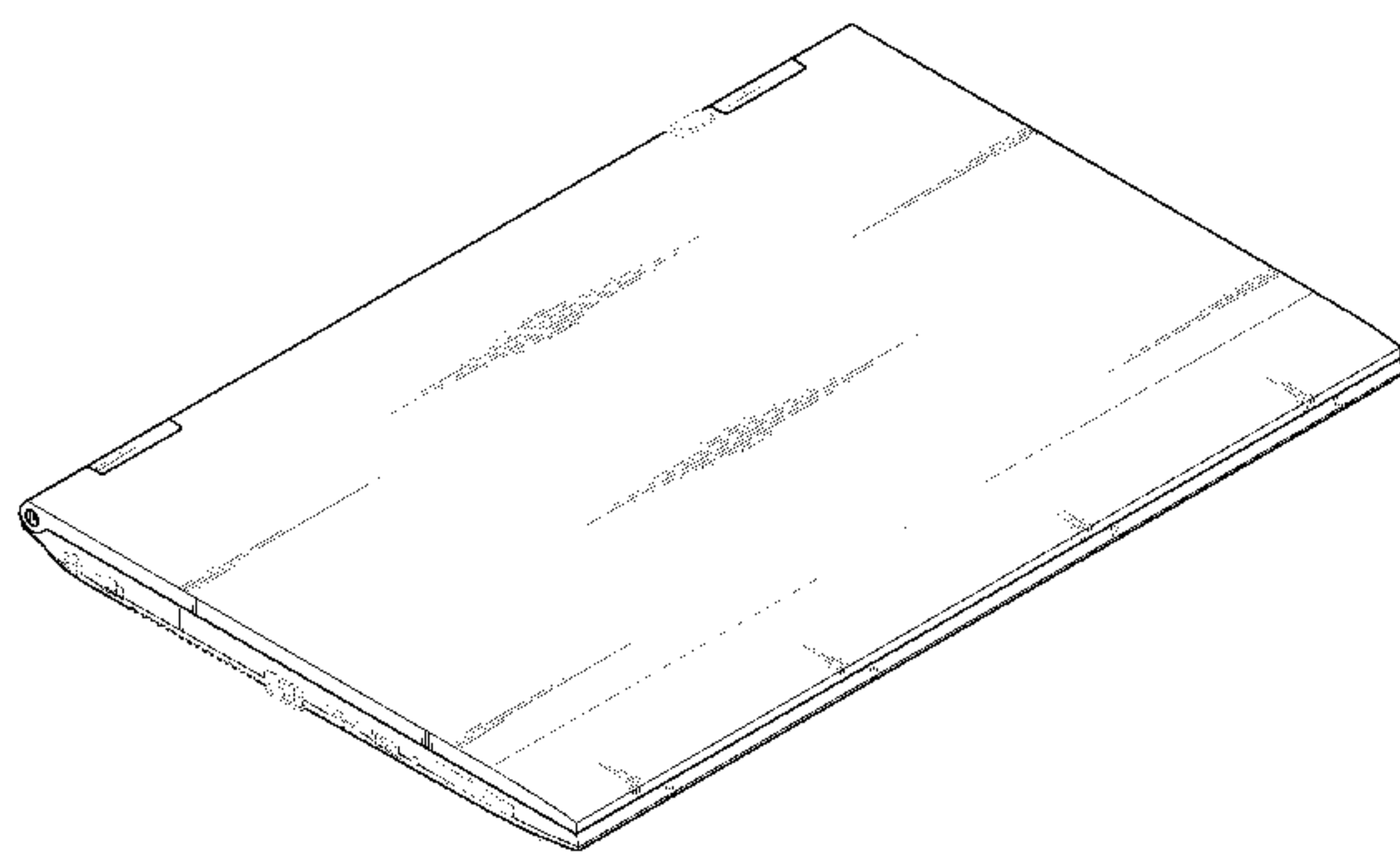


FIG. 1

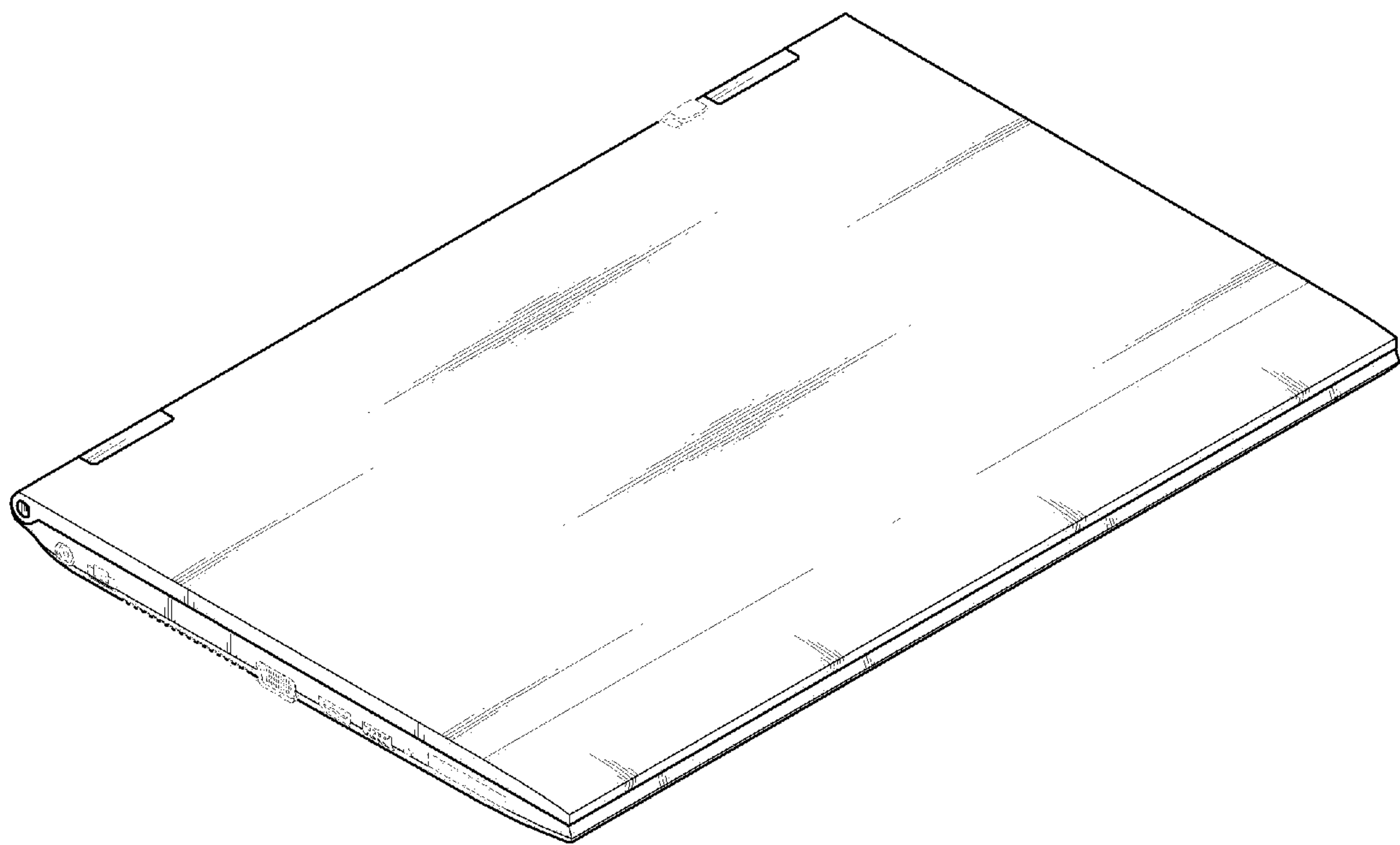


FIG. 2

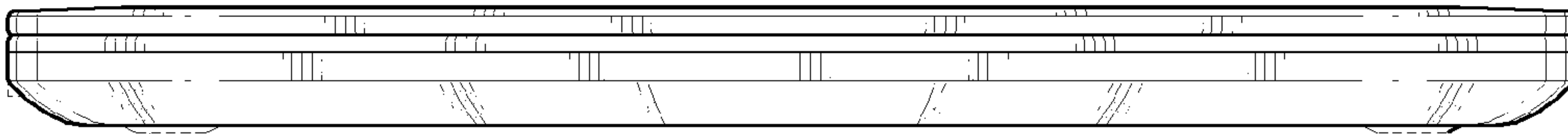


FIG. 3

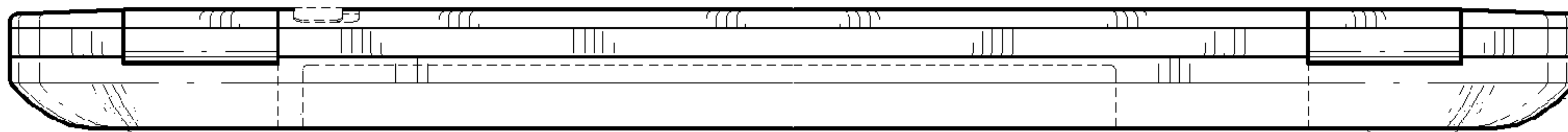


FIG. 4

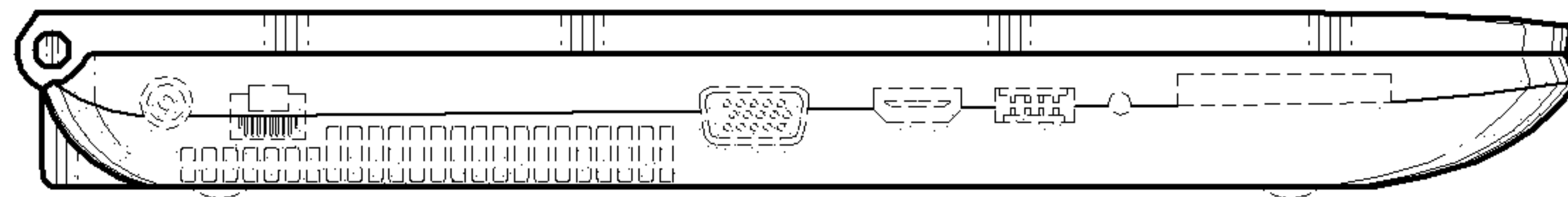


FIG. 5

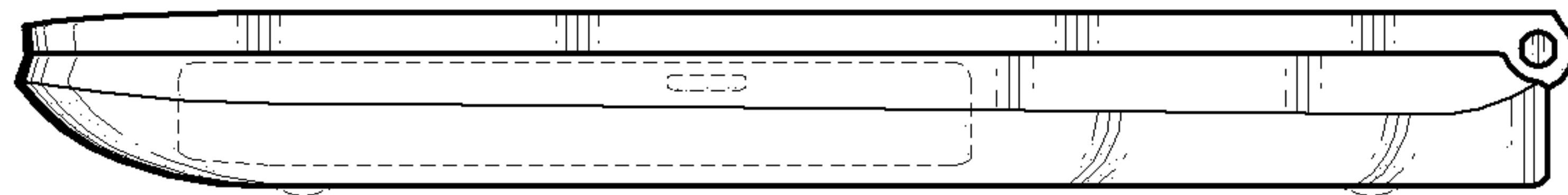


FIG. 6




FIG. 7

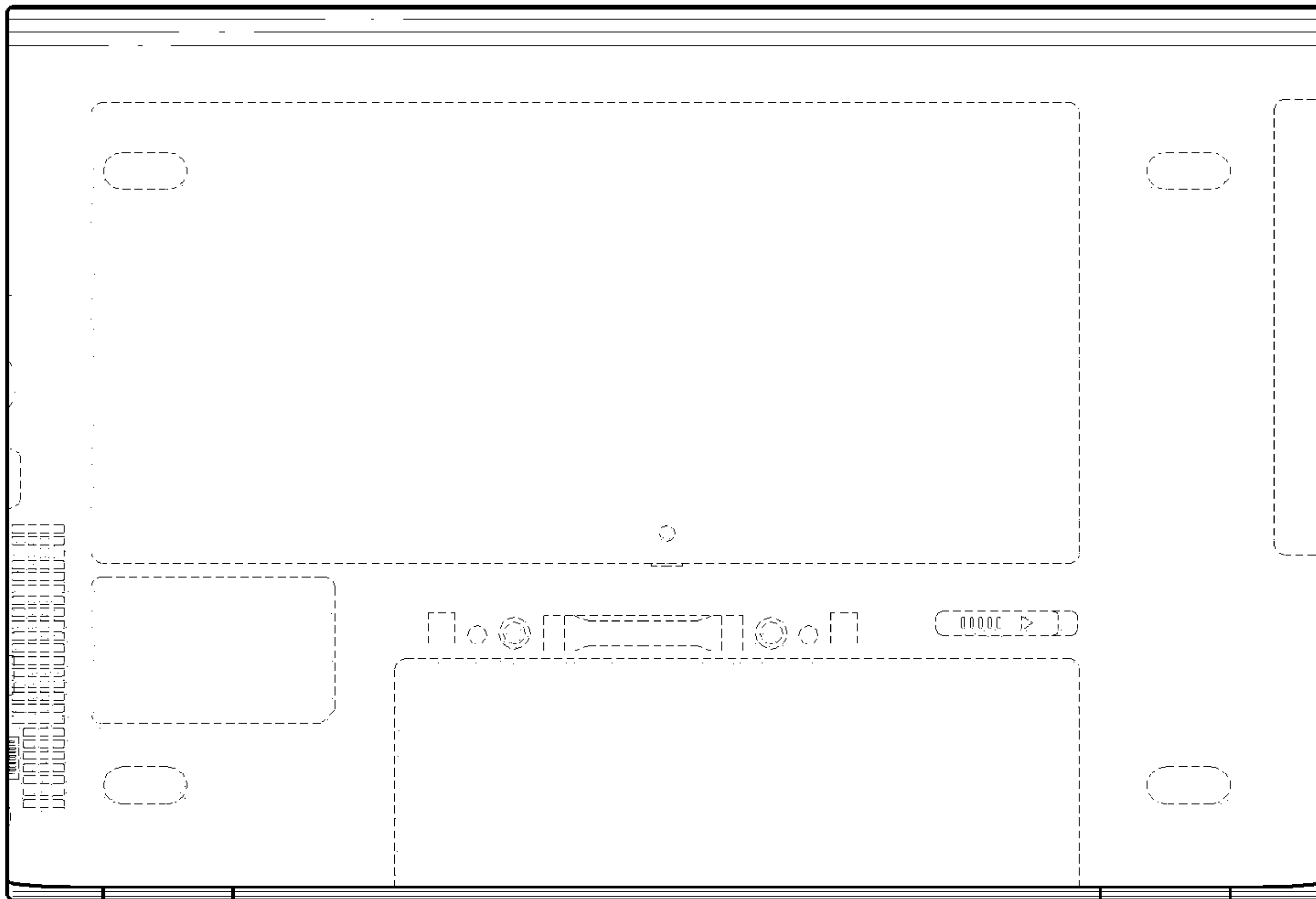


FIG. 8

