



US00D719120S

(12) **United States Design Patent**
Park et al.

(10) **Patent No.:** **US D719,120 S**
(45) **Date of Patent:** **** Dec. 9, 2014**

(54) **TV RECEIVER**

(71) Applicant: **LG Electronics Inc.**, Seoul (KR)

(72) Inventors: **Misun Park**, Seoul (KR); **Hyoungrak Son**, Seoul (KR); **Jeongha Kim**, Seoul (KR); **Heewon Yu**, Seoul (KR)

(73) Assignee: **LG Electronics Inc.**, Seoul (KR)

(**) Term: **14 Years**

(21) Appl. No.: **29/495,561**

(22) Filed: **Jul. 2, 2014**

(30) **Foreign Application Priority Data**

Jan. 6, 2014 (KR) 30-2014-0000756

(51) **LOC (10) Cl.** **14-03**

(52) **U.S. Cl.**
USPC **D14/126**

(58) **Field of Classification Search**
CPC ... G06F 1/1601; G06F 1/1643; H05K 5/0004;
H05K 5/0017; H05K 5/02; H05K 5/0217
USPC D14/125-134, 239, 371, 136, 374-377,
D14/440, 450, 448, 336, 342, 159; 312/7.2;
348/836, 838, 180, 184, 325, 739;
248/917-924, 465; 345/104, 133, 156,
345/168, 87, 173; D21/329, 515, 577, 622,
D21/333, 433, 448, 452, 450, 331, 505;
D10/15, 26; 446/484, 175, 356;
D6/477, 479, 300

See application file for complete search history.

(56) **References Cited**

U.S. PATENT DOCUMENTS

D494,165 S *	8/2004	Yokota	D14/341
D547,740 S *	7/2007	Otani	D14/126
D572,214 S *	7/2008	Lewis	D14/126
D611,440 S *	3/2010	Suzuki et al.	D14/126
D652,397 S *	1/2012	Lewis	D14/126
D655,684 S *	3/2012	Kim et al.	D14/126
D699,205 S *	2/2014	Kim et al.	D14/126

* cited by examiner

Primary Examiner — Raphael Barkai

(74) *Attorney, Agent, or Firm* — Morgan, Lewis & Bockius LLP

(57) **CLAIM**

The ornamental design for a TV receiver, as shown and described.

DESCRIPTION

FIG. 1 is a front, right side, perspective view of a TV receiver showing our new design;
FIG. 2 is a front view thereof;
FIG. 3 is a rear view thereof;
FIG. 4 is a left side view thereof;
FIG. 5 is a right side view thereof;
FIG. 6 is a top view thereof; and
FIG. 7 is a bottom view thereof; and,
FIG. 8 is a perspective view thereof showing an environmental state of a rear stand of the subject design being adjusted up or down.
The broken lines are for illustrative purposes only and form no part of the claimed design.

1 Claim, 6 Drawing Sheets

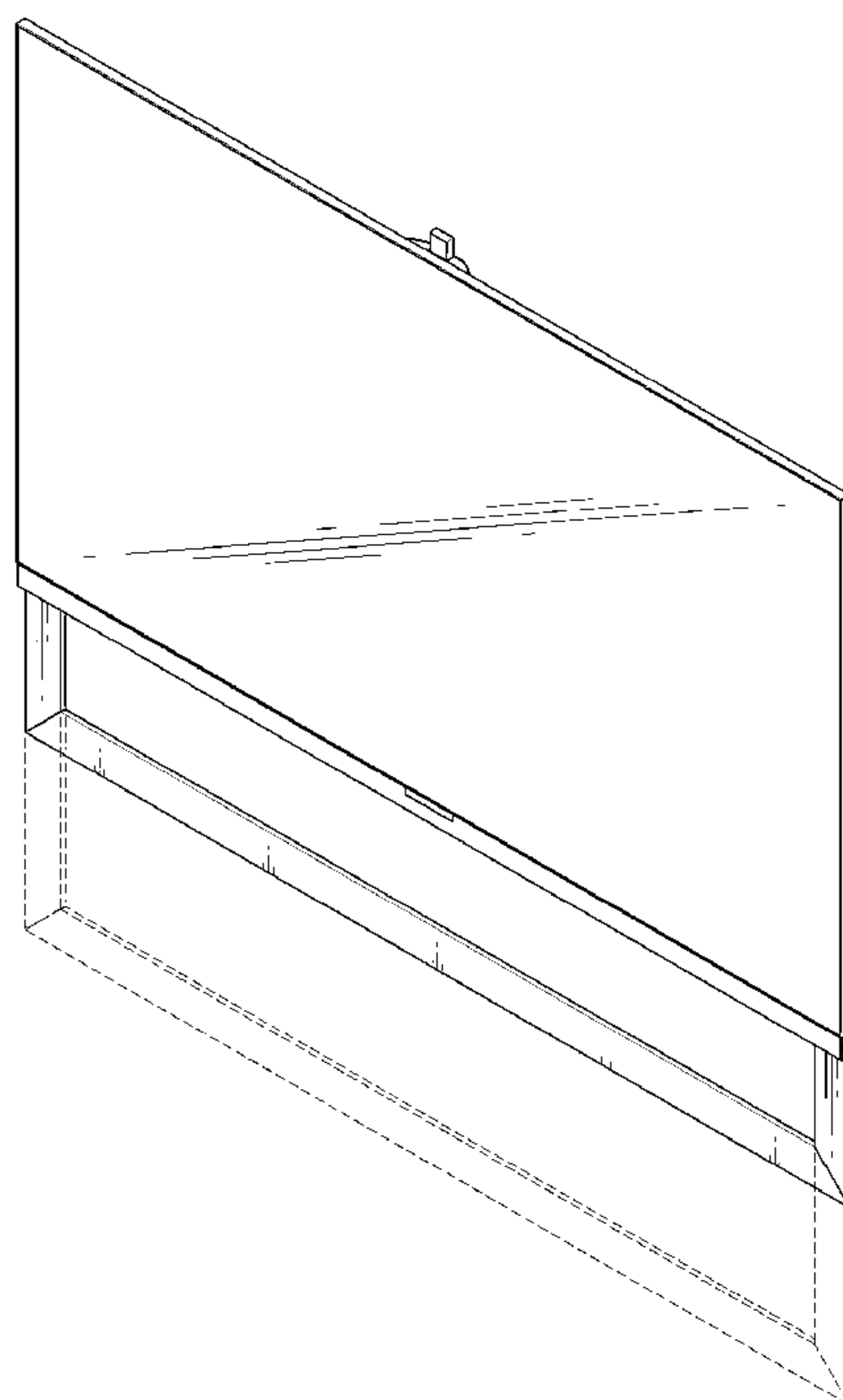
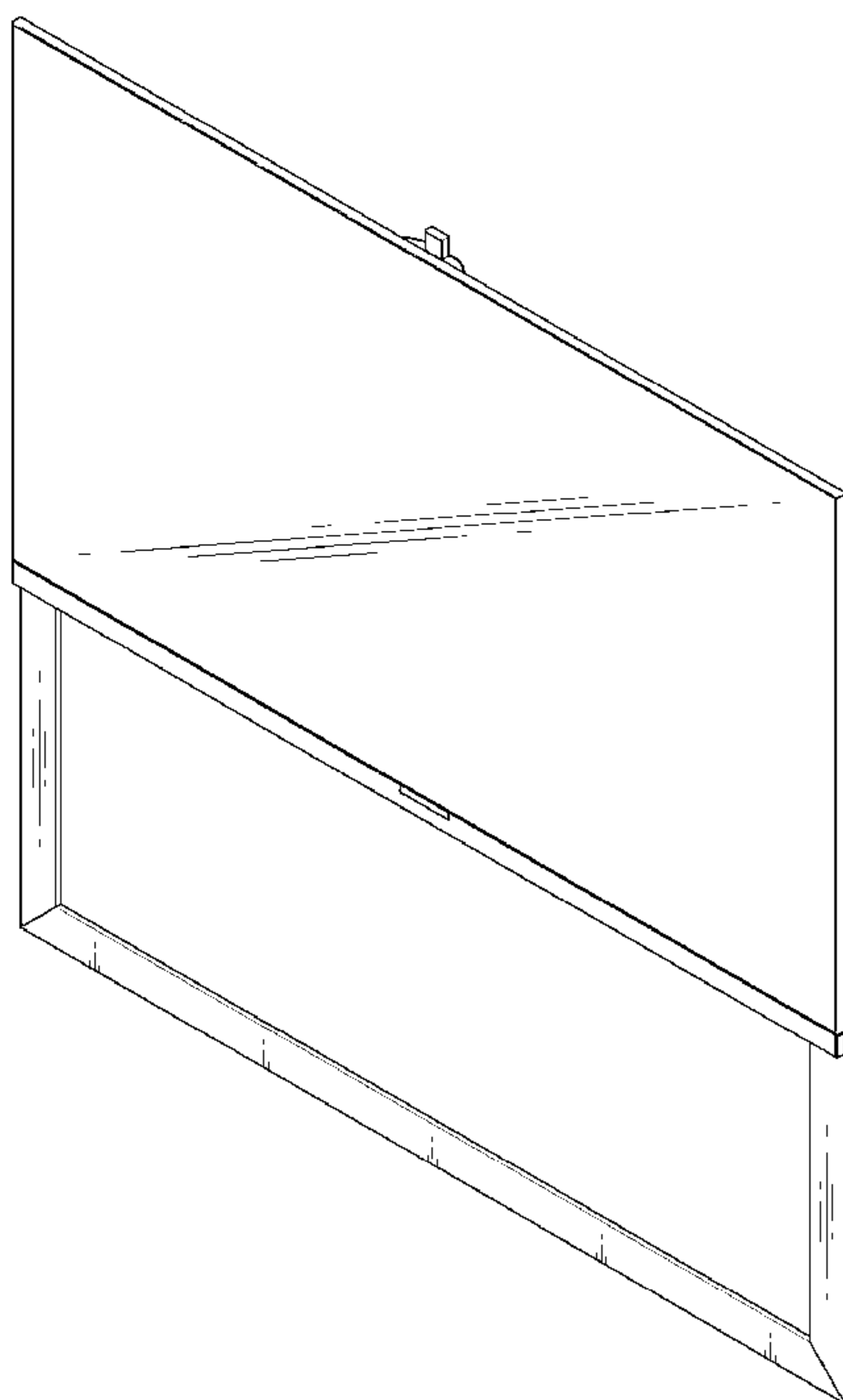


FIG. 1

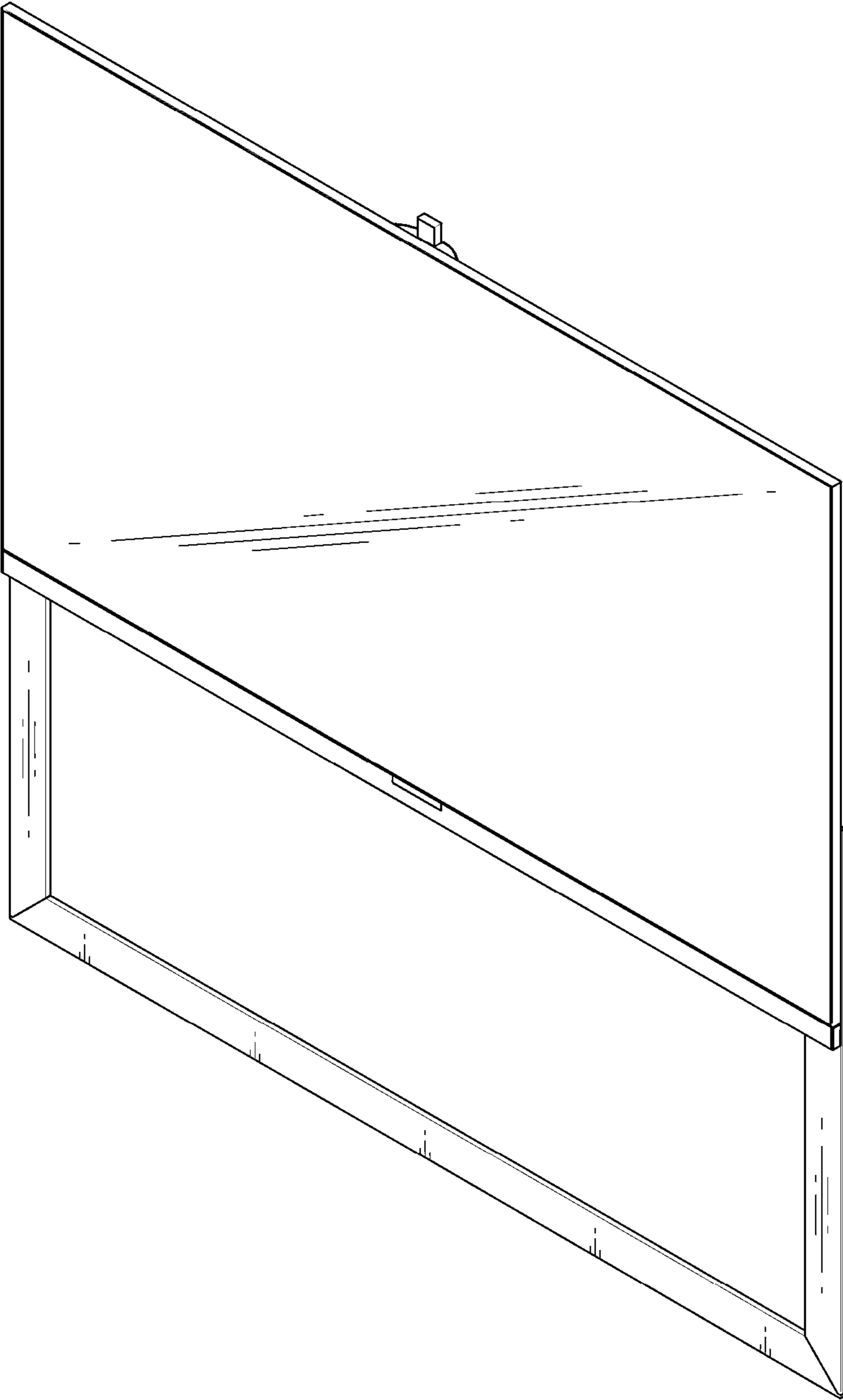


FIG. 2

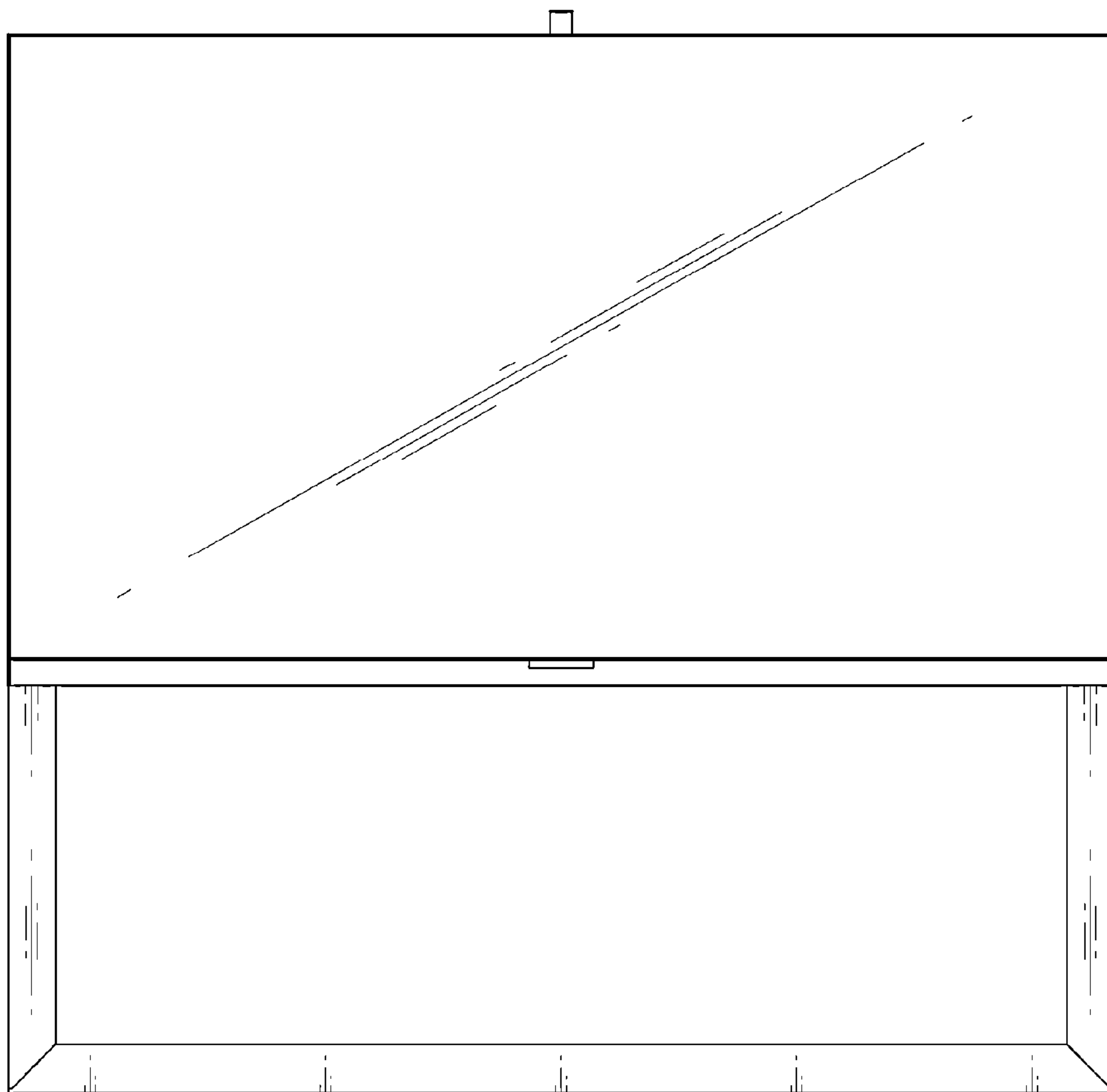


FIG. 3

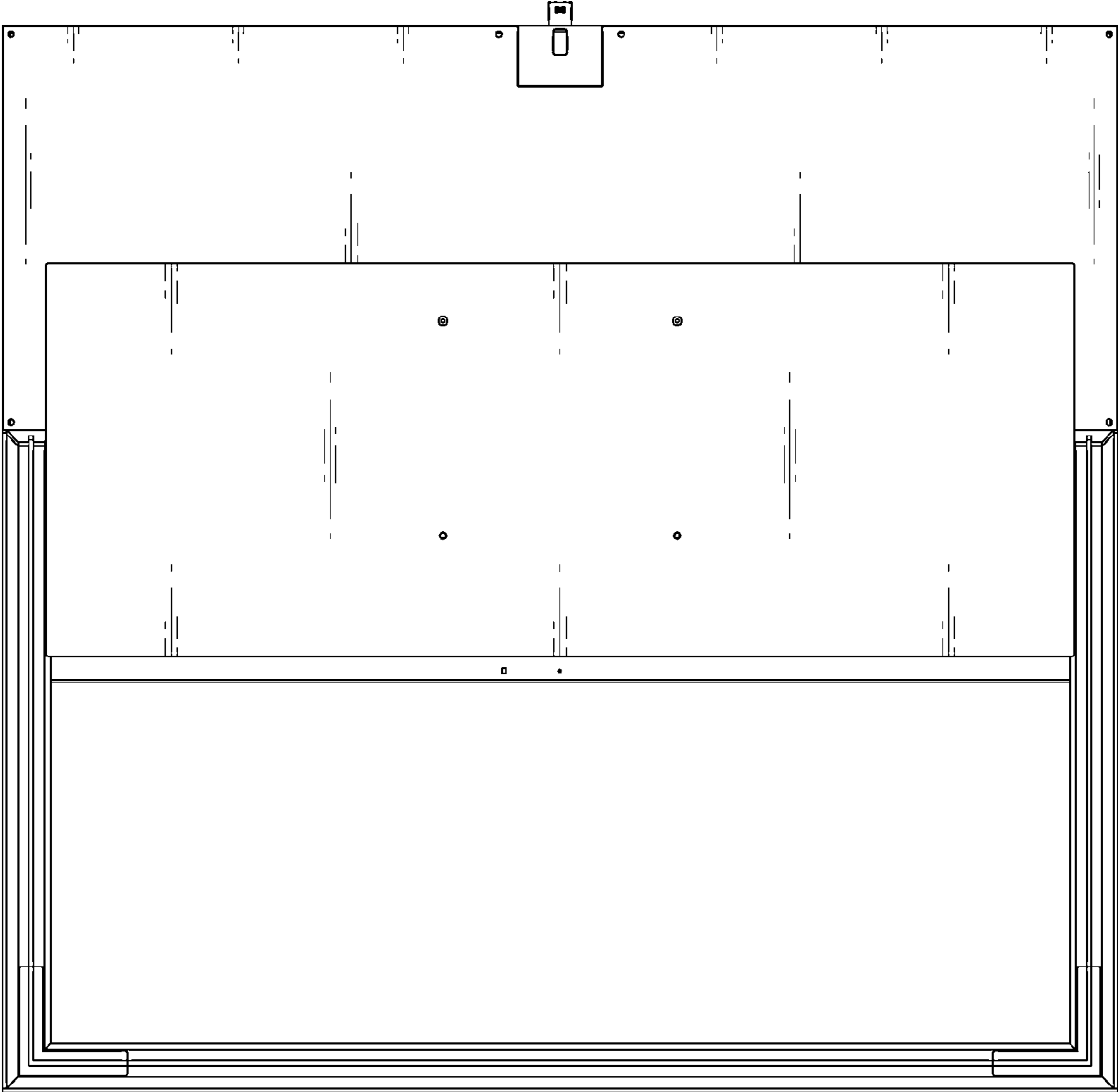


FIG. 4



FIG. 5



FIG. 6

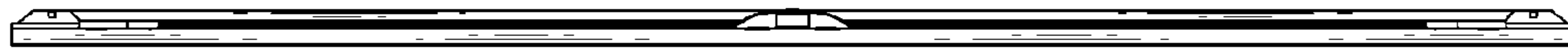


FIG. 7




FIG. 8

