



US00D719112S

(12) **United States Design Patent**
Yeh

(10) **Patent No.:** **US D719,112 S**
(45) **Date of Patent:** **** Dec. 9, 2014**

(54) **LIGHT-EMITTING DIODE DEVICE**
(71) Applicant: **Epistar Corporation**, Hsinchu (TW)
(72) Inventor: **Hui Chun Yeh**, Hsinchu (TW)
(73) Assignee: **Epistar Corporation**, Hsinchu (TW)
(**) Term: **14 Years**

D681,567	S *	5/2013	Wang et al.	D13/180
D681,568	S *	5/2013	Yeh et al.	D13/180
D681,570	S *	5/2013	Wang et al.	D13/180
D687,396	S *	8/2013	Chen et al.	D13/180
D689,447	S *	9/2013	Shen et al.	D13/180
8,525,212	B2 *	9/2013	Kim et al.	257/99
8,680,559	B2 *	3/2014	Kim et al.	257/99
D709,841	S *	7/2014	Yeh et al.	D13/180
2005/0052878	A1 *	3/2005	Yamada et al.	362/460
2011/0089442	A1 *	4/2011	Jing et al.	257/91
2013/0299853	A1 *	11/2013	Chen et al.	257/88

(21) Appl. No.: **29/473,500**
(22) Filed: **Nov. 22, 2013**
(51) **LOC (10) Cl.** **13-03**
(52) **U.S. Cl.**
USPC **D13/180**
(58) **Field of Classification Search**
USPC D13/180; D26/1; 257/79, 80, 81, 88,
257/89, 95, 98, 99, 100, E33.058; 313/483,
313/498, 500; 362/555, 800
See application file for complete search history.

* cited by examiner

Primary Examiner — Selina Sikder

(74) *Attorney, Agent, or Firm* — Muncy, Geissler, Olds & Lowe, P.C.

(57) **CLAIM**

The ornamental design for a light-emitting diode device, as shown and described.

DESCRIPTION

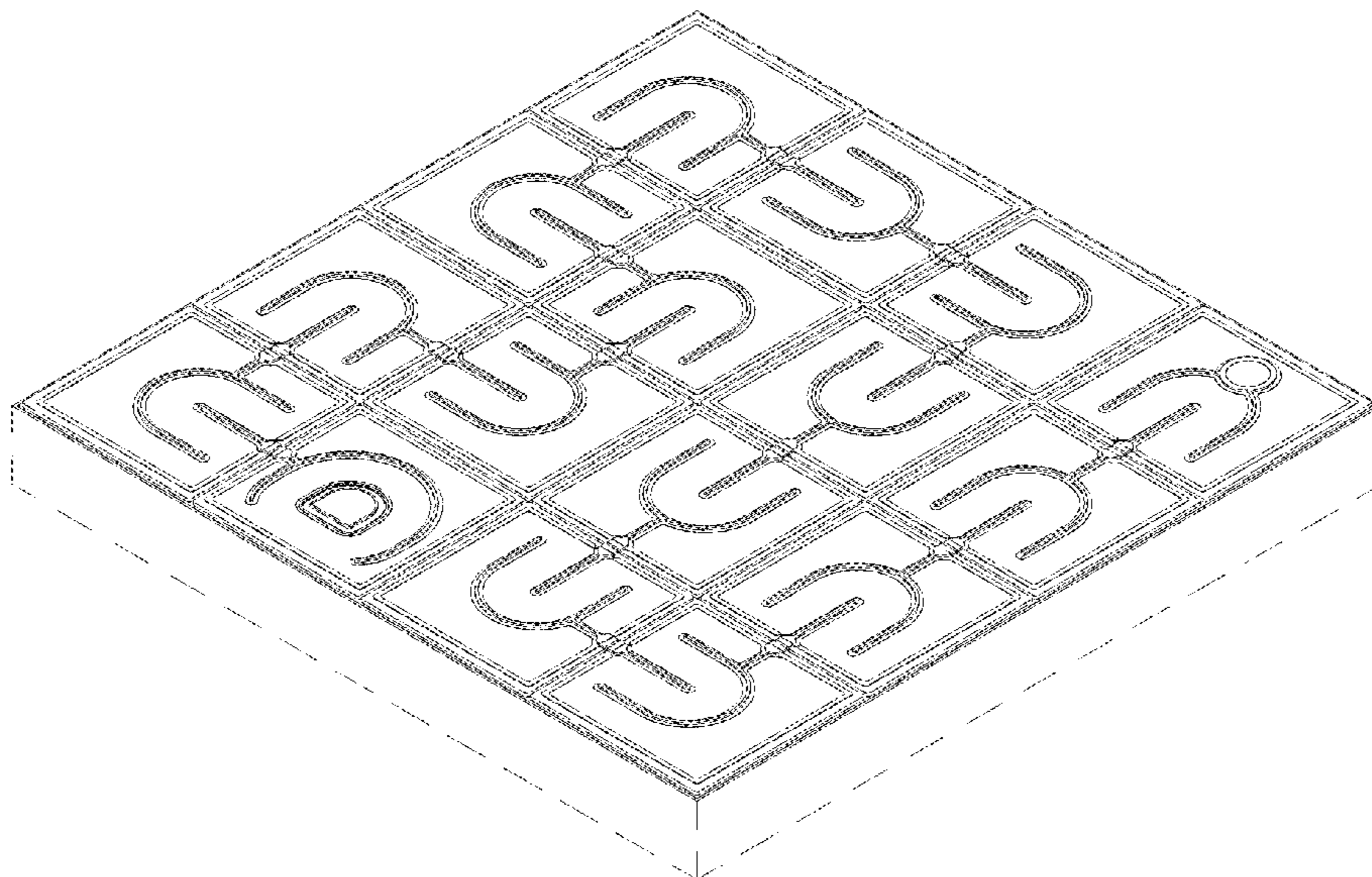
FIG. 1 is a perspective view of a light-emitting diode device showing our first example of the new design; FIG. 2 is another perspective view thereof; FIG. 3 is a front elevational view thereof; FIG. 4 is a rear elevational view thereof; FIG. 5 is a left side view thereof; FIG. 6 is a right side view thereof; FIG. 7 is a top plan view thereof; and, FIG. 8 is a bottom plan view thereof. The broken line showing is for the purpose of illustrating environmental structure only and forms no part of the claimed design.

(56) **References Cited**

U.S. PATENT DOCUMENTS

D644,187	S *	8/2011	Shen et al.	D13/180
D644,188	S *	8/2011	Shen et al.	D13/180
8,076,688	B2 *	12/2011	Kim et al.	257/98
8,188,493	B2 *	5/2012	Li et al.	257/91
8,198,648	B2 *	6/2012	Bougrov et al.	257/98
D681,559	S *	5/2013	Shen et al.	D13/180
D681,560	S *	5/2013	Shen et al.	D13/180
D681,561	S *	5/2013	Shen et al.	D13/180
D681,562	S *	5/2013	Shen et al.	D13/180
D681,565	S *	5/2013	Yeh et al.	D13/180
D681,566	S *	5/2013	Chen et al.	D13/180

1 Claim, 6 Drawing Sheets



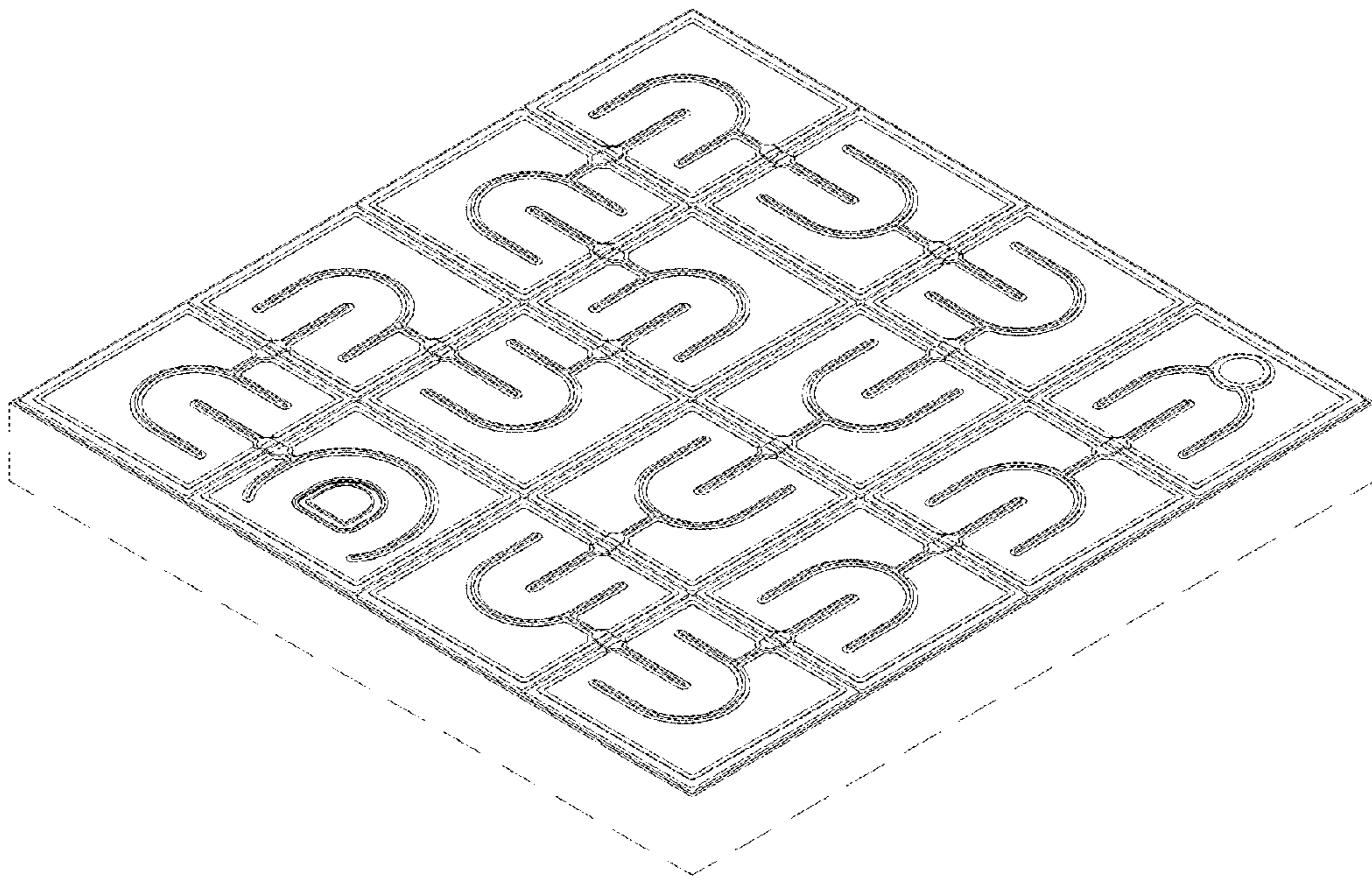


FIG.1

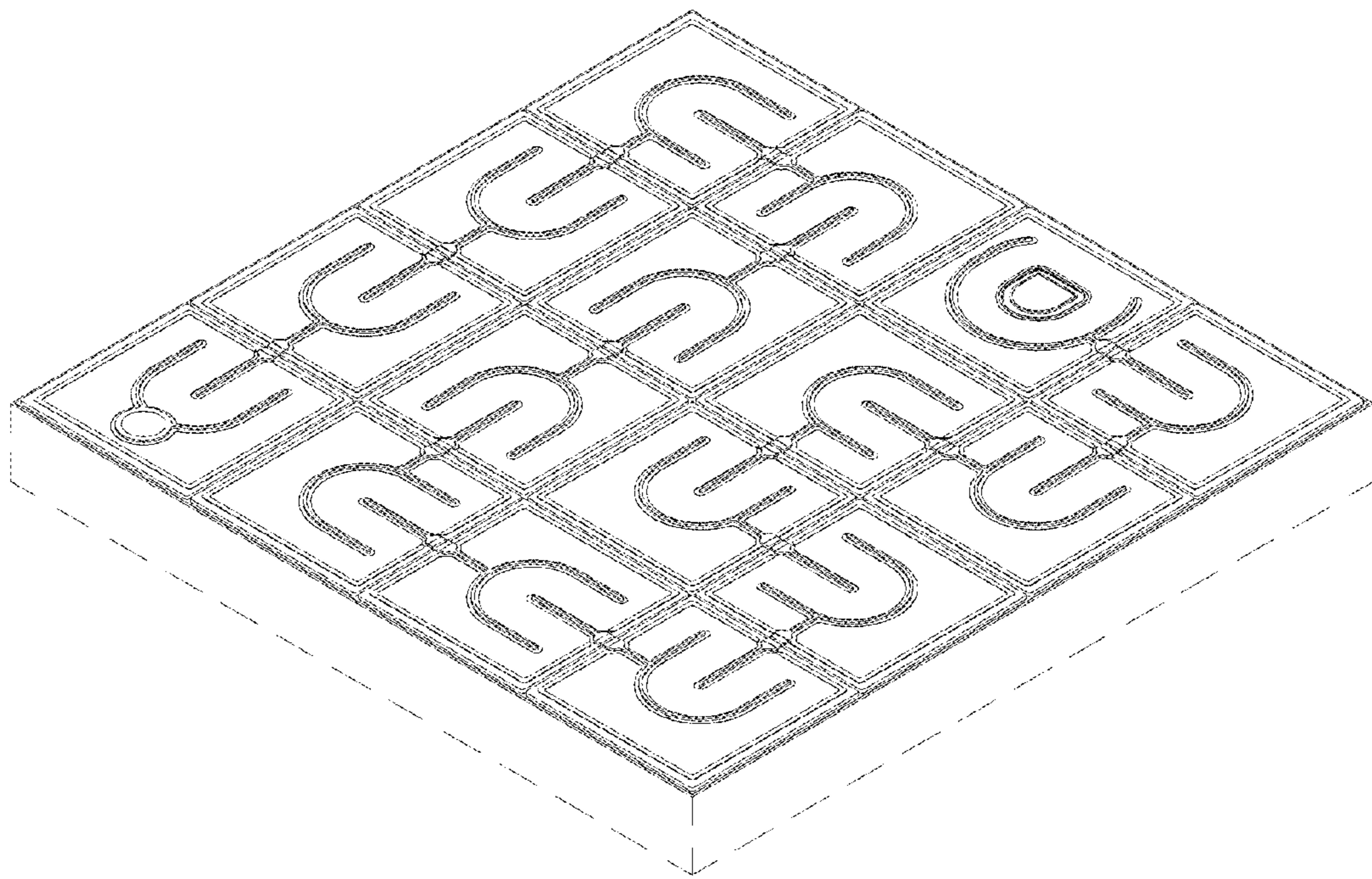


FIG.2




FIG.3




FIG.4



FIG.5



FIG.6




FIG. 7




FIG. 8