



US00D719107S

(12) **United States Design Patent**
Clymer et al.

(10) **Patent No.:** **US D719,107 S**

(45) **Date of Patent:** **** *Dec. 9, 2014**

(54) **LOAD CONTROL DEVICE**

(56) **References Cited**

(71) Applicant: **Lutron Electronics Co., Inc.**,
Coopersburg, PA (US)

U.S. PATENT DOCUMENTS

D254,849 S * 4/1980 Matsuda D13/171
4,532,395 A * 7/1985 Zukowski 200/314

(72) Inventors: **Erica L. Clymer**, Nazareth, PA (US);
Brad Michael Kreschollek, Bethlehem,
PA (US); **Matthew Philip McDonald**,
Phoenixville, PA (US); **Elliot G. Jacoby**,
Glenside, PA (US); **Joel S. Spira**,
Coopersburg, PA (US)

(Continued)

FOREIGN PATENT DOCUMENTS

EM 000646047-0013 * 6/2006
ES D0503833-0003 * 9/2006

Primary Examiner — Selina Sikder

(73) Assignee: **Lutron Electronics Co., Inc.**,
Coopersburg, PA (US)

(74) *Attorney, Agent, or Firm* — Condo Roccia Koptiw LLP

(*) Notice: This patent is subject to a terminal dis-
claimer.

(57) **CLAIM**

The ornamental design for a load control device, as shown
and described.

(**) Term: **14 Years**

DESCRIPTION

(21) Appl. No.: **29/449,263**

This application is related to U.S. patent application Ser. No.
29/449,250, filed on Mar. 14, 2013 and entitled "Load Con-
trol Device," U.S. patent application Ser. No. 29/449,237,
filed on Mar. 14, 2013 and entitled "Load Control Device,"
U.S. patent application Ser. No. 29/449,232, filed on Mar. 14,
2013 and entitled "Load Control Device," U.S. patent appli-
cation Ser. No. 29/449,242, filed on Mar. 14, 2013 and
entitled "Load Control Device," and U.S. patent application
Ser. No. 29/449,257, filed on Mar. 14, 2013 and entitled
"Load Control Device."

(22) Filed: **Mar. 14, 2013**

(51) **LOC (10) Cl.** **13-03**

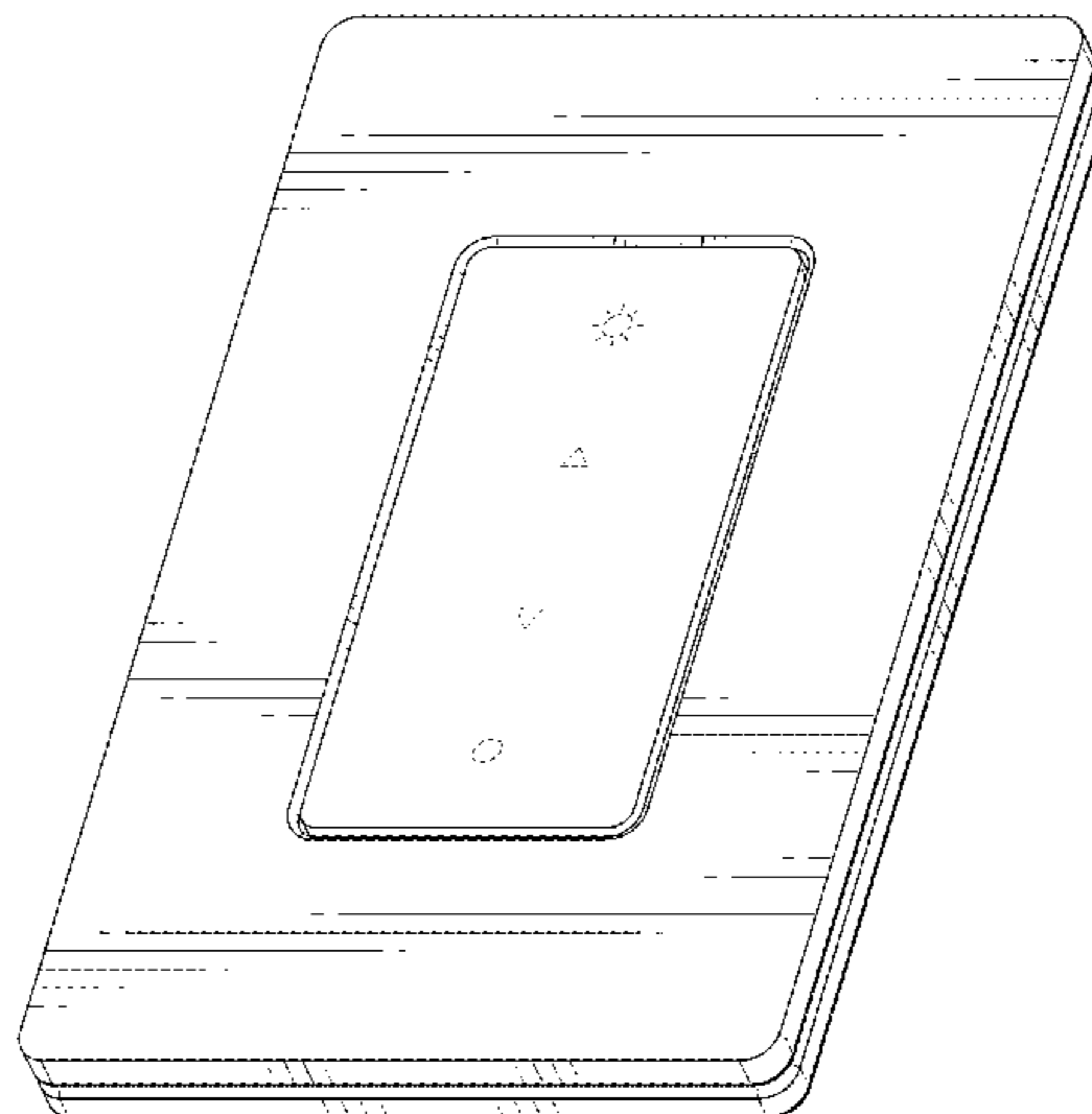
(52) **U.S. Cl.**
USPC **D13/162**

(58) **Field of Classification Search**
CPC H01H 3/12; H01H 9/02; H01H 9/16;
H01H 9/18; H01H 9/181; H01H 9/182;
H01H 13/04; H01H 13/14; H01H 2009/187;
H05B 33/0803; H05B 33/0863; H05B 37/02;
H05B 37/0254; H05B 37/0272; H05B 39/02;
H05B 39/04; H05B 39/085; H05B 39/086;
H05B 39/088
USPC D13/162, 164, 171, 177; 174/66;
200/5 R, 5 A, 1 B, 293, 296, 329, 406,
200/513, 520, 530, 302.1, 302.2, 314, 315,
200/341, 344; 338/198-200; 307/112, 115,
307/125, 139, 157

See application file for complete search history.

FIG. 1 is a perspective view of a load control device embody-
ing our new design;
FIG. 2 is a front view of the load control device of FIG. 1;
FIG. 3 is a first side view of the load control device of FIG. 1;
FIG. 4 is a second side view of the load control device of FIG.
1;
FIG. 5 is a top view of the load control device of FIG. 1; and,
FIG. 6 is a bottom view of the load control device of FIG. 1.
The broken lines shown herein are included for the purpose of
illustrating an environment of the article and form no part of
the claimed design. Additionally, the rear view forms no part
of the claimed design.

1 Claim, 3 Drawing Sheets



(56)

References Cited

U.S. PATENT DOCUMENTS

4,783,581	A *	11/1988	Flowers et al.	200/542	7,579,717	B2 *	8/2009	Blair et al.	307/141
4,803,380	A *	2/1989	Jacoby et al.	307/157	D602,446	S	10/2009	Felegy, Jr. et al.	
5,153,816	A *	10/1992	Griffin	361/832	D606,030	S	12/2009	Felegy, Jr. et al.	
5,196,782	A *	3/1993	D'Aleo et al.	323/320	D614,146	S	4/2010	Felegy, Jr. et al.	
D336,744	S *	6/1993	Kahn et al.	D13/171	D619,106	S	7/2010	Felegy, Jr. et al.	
D337,569	S	7/1993	Kando		D619,544	S	7/2010	Petrillo et al.	
5,248,919	A *	9/1993	Hanna et al.	315/291	D619,972	S	7/2010	Felegy, Jr. et al.	
D353,798	S *	12/1994	Bryde et al.	D13/169	D624,880	S	10/2010	Felegy, Jr. et al.	
5,621,283	A *	4/1997	Watson et al.	315/362	D626,092	S	10/2010	Clymer et al.	
5,637,930	A *	6/1997	Rowen et al.	307/112	D627,308	S	11/2010	Snyder et al.	
5,876,106	A *	3/1999	Kordecki	362/29	D627,309	S	11/2010	Snyder et al.	
6,026,605	A *	2/2000	Tippett	40/725	D627,343	S	11/2010	Andre et al.	
6,120,262	A	9/2000	McDonough et al.		D631,854	S	2/2011	Blair et al.	
D439,220	S *	3/2001	Mayo et al.	D13/125	D633,874	S	3/2011	Feldstein et al.	
6,380,696	B1 *	4/2002	Sembhi et al.	315/294	D636,347	S	4/2011	Felegy, Jr. et al.	
D487,429	S *	3/2004	Bennett et al.	D13/164	D638,375	S	5/2011	Clymer et al.	
D496,003	S	9/2004	Spira		D638,835	S	5/2011	Akana et al.	
D496,335	S	9/2004	Spira		D640,209	S	6/2011	Felegy, Jr. et al.	
6,835,906	B2 *	12/2004	Okamoto et al.	200/341	D640,219	S	6/2011	Sutherland et al.	
D504,889	S	5/2005	Andre et al.		D640,641	S	6/2011	Felegy, Jr. et al.	
6,963,040	B1 *	11/2005	Urman	200/310	D645,001	S *	9/2011	Margolin et al.	D13/162
6,992,612	B2	1/2006	Pessina et al.		D646,232	S	10/2011	Felegy, Jr. et al.	
D514,590	S	2/2006	Naruki		D647,882	S	11/2011	Kim et al.	
D515,448	S *	2/2006	Nelson et al.	D10/114.1	D649,123	S	11/2011	Jacoby et al.	
D516,040	S *	2/2006	Moye	D13/162	D655,254	S	3/2012	Jacoby et al.	
D527,711	S	9/2006	Spira et al.		D660,809	S	5/2012	Kern Koskela et al.	
D529,448	S	10/2006	de Melo et al.		8,237,601	B2	8/2012	Dunbar et al.	
7,142,932	B2	11/2006	Spira et al.		D666,978	S	9/2012	Felegy, Jr. et al.	
D537,046	S	2/2007	Blair et al.		D669,038	S	10/2012	Felegy, Jr. et al.	
D543,951	S *	6/2007	Blair et al.	D13/162	8,330,639	B2	12/2012	Wong et al.	
D557,259	S	12/2007	Hirsch		D673,510	S	1/2013	Felegy, Jr. et al.	
D557,666	S	12/2007	Schroter		D688,214	S	8/2013	Ducret et al.	
D558,757	S	1/2008	Andre et al.		8,525,372	B2 *	9/2013	Huang	307/139
D567,768	S	4/2008	Lee et al.		D694,716	S *	12/2013	Felegy et al.	D13/162
7,365,282	B2 *	4/2008	Altonen et al.	200/331	2005/0072661	A1 *	4/2005	Katagiri	200/341
D583,337	S *	12/2008	Ni	D13/171	2006/0281501	A1	12/2006	Zuo et al.	
D592,607	S	5/2009	Felegy, Jr. et al.		2007/0096903	A1 *	5/2007	Hibshman et al.	340/540
					2011/0279300	A1	11/2011	Mosebrook	
					2012/0013450	A1	1/2012	Lee et al.	

* cited by examiner

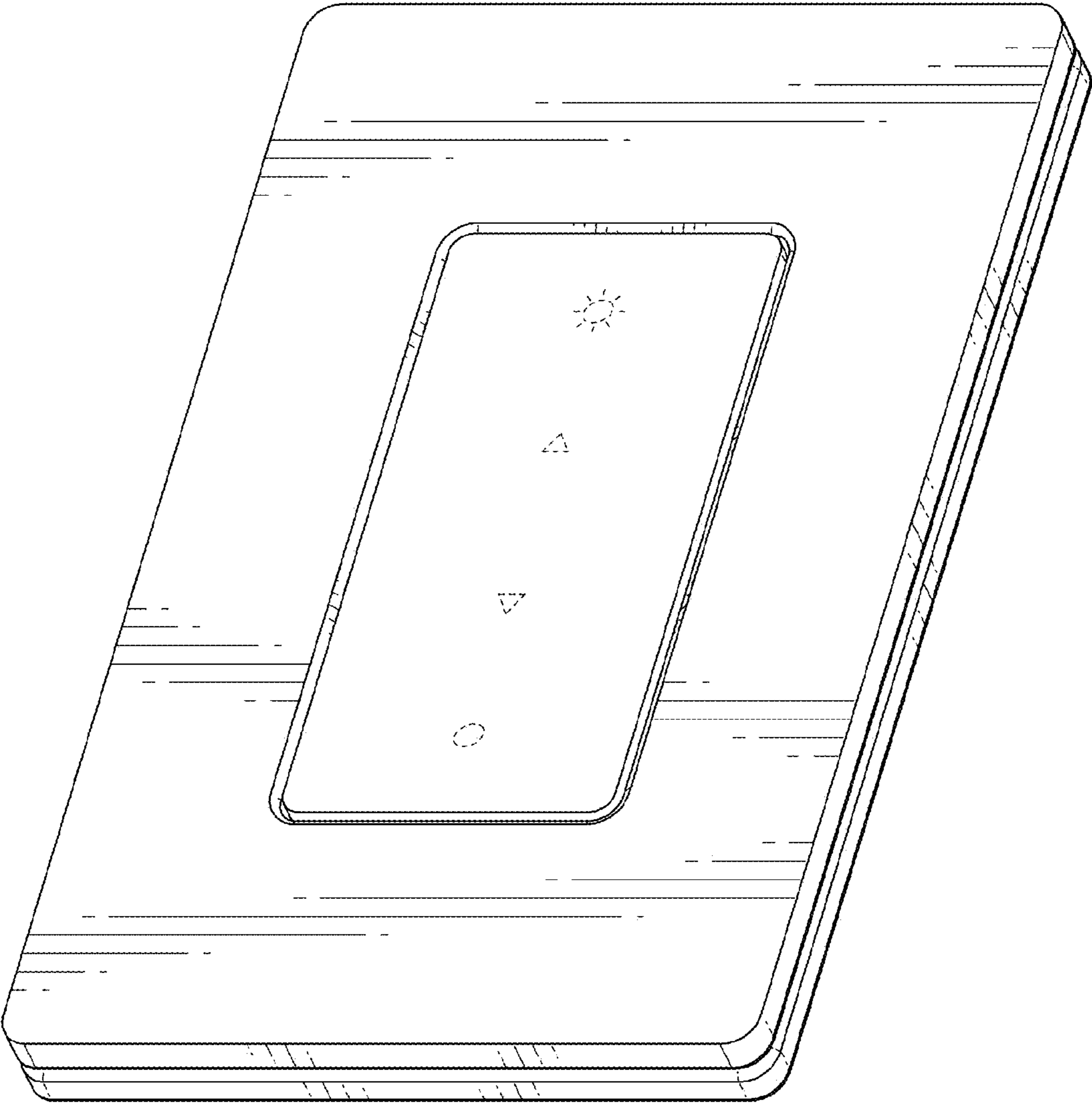


FIG. 1

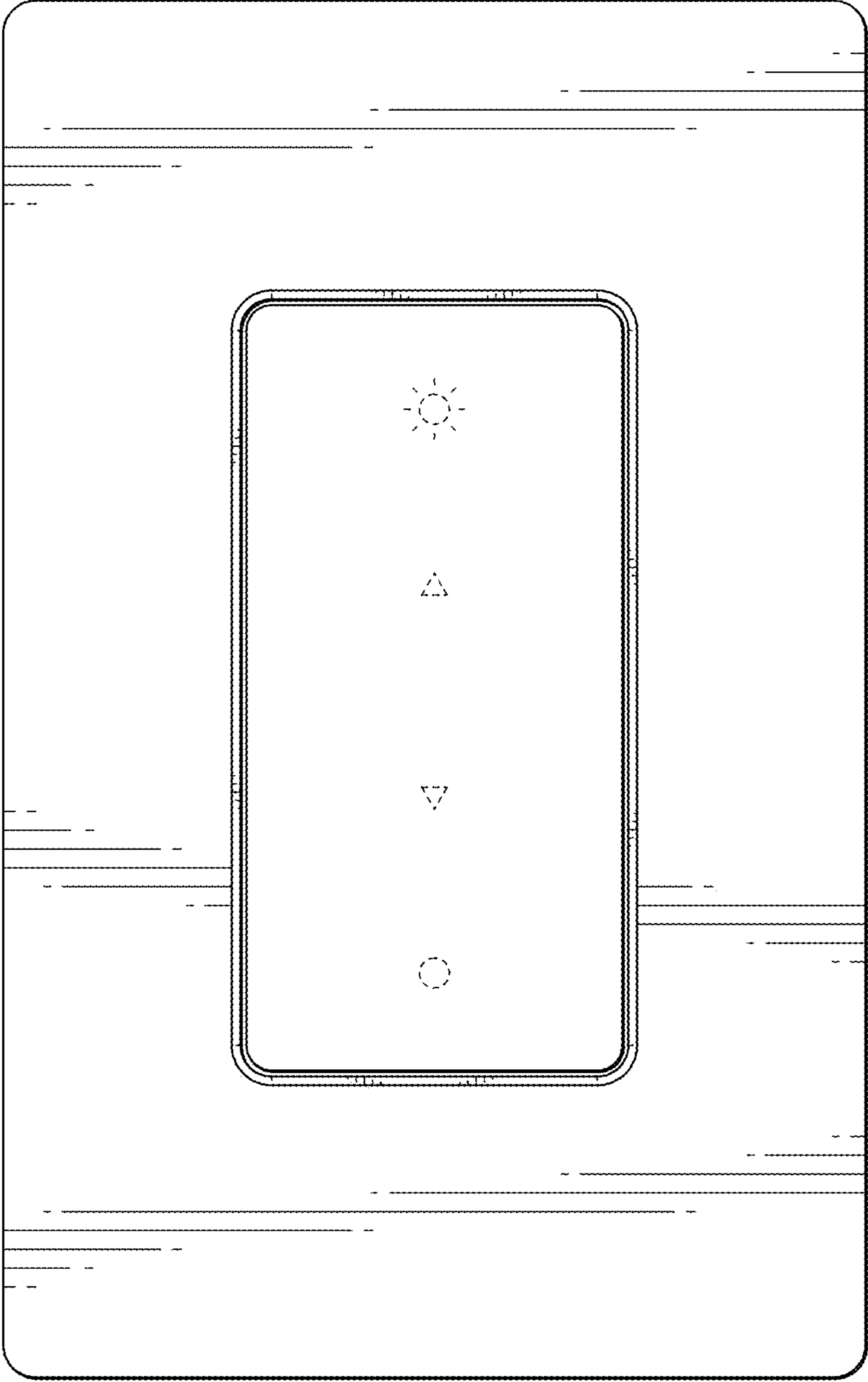


FIG. 2

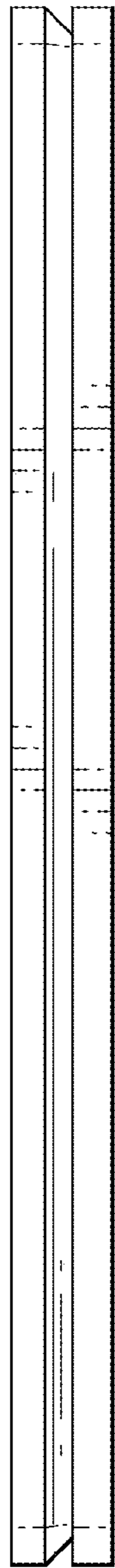


FIG. 3



FIG. 4




FIG. 5




FIG. 6