



US00D719105S

(12) **United States Design Patent**  
**Shin**

(10) **Patent No.:** **US D719,105 S**

(45) **Date of Patent:** **\*\* Dec. 9, 2014**

(54) **MOTOR-PROTECTION RELAY**

361/627, 628, 686; 200/237, 293, 294, 297,  
200/302.3, 400, 401; D14/240, 433, 434

(71) Applicant: **LSIS Co., Ltd.**, Anyang-si, Gyeonggi-do  
(KR)

See application file for complete search history.

(72) Inventor: **Young Sung Shin**, Seoul (KR)

(56) **References Cited**

(73) Assignee: **LSIS Co., Ltd.**, Anyang-si (KR)

U.S. PATENT DOCUMENTS

(\*\*) Term: **14 Years**

(21) Appl. No.: **29/479,011**

D344,715 S *	3/1994	Hsiao et al.	D13/159
D400,509 S *	11/1998	Brunelle	D13/162
D406,105 S *	2/1999	Gonser	D13/159
D455,714 S *	4/2002	Kim	D13/110
D593,962 S *	6/2009	Ross et al.	D13/162
D608,296 S *	1/2010	Shin	D13/159
D640,989 S *	7/2011	Detemple et al.	D13/159
D698,725 S *	2/2014	Shin	D13/110
D703,136 S *	4/2014	Choi	D13/110

(22) Filed: **Jan. 10, 2014**

(30) **Foreign Application Priority Data**

\* cited by examiner

Aug. 9, 2013 (KR) ..... 30-2013-0041196

(51) **LOC (10) Cl.** ..... **13-03**

*Primary Examiner* — Thomas Johannes

(52) **U.S. Cl.**  
USPC ..... **D13/159**

*Assistant Examiner* — Shawn T Gingrich

(58) **Field of Classification Search**

(74) *Attorney, Agent, or Firm* — Birch, Stewart, Kolasch & Birch, LLP

CPC ..... G05B 19/042; G05B 19/0426; G05B 2219/23043; G05B 2219/23051; G05B 2219/23297; G05B 2219/23406; G05B 2219/25085; G05B 2219/2625; H01H 35/027; H01H 19/64; H01H 2071/086; H01H 1/365; H01H 2071/0292; H01H 21/54; H01H 71/0271; H01H 71/04; H05B 1/0277; H05B 2203/032; H01R 4/36; H01R 4/4827; H01R 9/2491; H01R 9/26; H01R 9/2658; H01R 13/447; H01R 13/50; H01R 13/501; H01R 29/00; H01R 31/08; H01R 4/2433

USPC ..... D13/101, 103, 110, 119, 123, 146, 147, D13/151, 158-164, 171, 173, 174, 177, 178, D13/184, 199; D10/50, 52; 439/271, 535, 439/639, 652, 709; 361/160, 166, 601, 622,

(57) **CLAIM**

I claim the ornamental design for a motor-protection relay, as shown and described.

**DESCRIPTION**

FIG. 1 is a perspective view of a motor-protection relay showing my new design;  
 FIG. 2 is a front elevation view thereof;  
 FIG. 3 is a rear elevation view thereof;  
 FIG. 4 is a left-side elevation view thereof;  
 FIG. 5 is a right-side elevation view thereof;  
 FIG. 6 is a top plan view thereof; and,  
 FIG. 7 is a bottom plan view thereof.

**1 Claim, 5 Drawing Sheets**

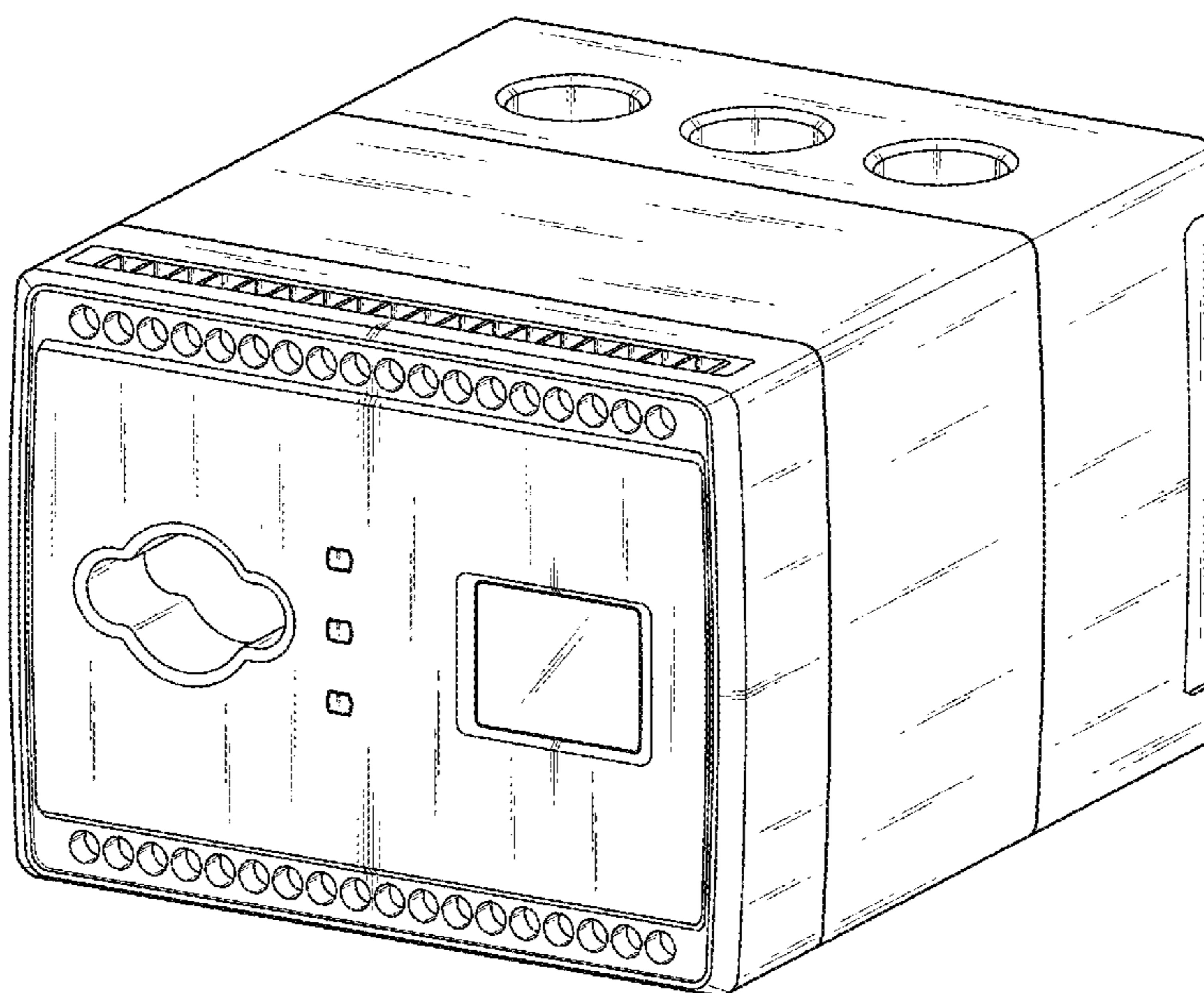


FIG. 1

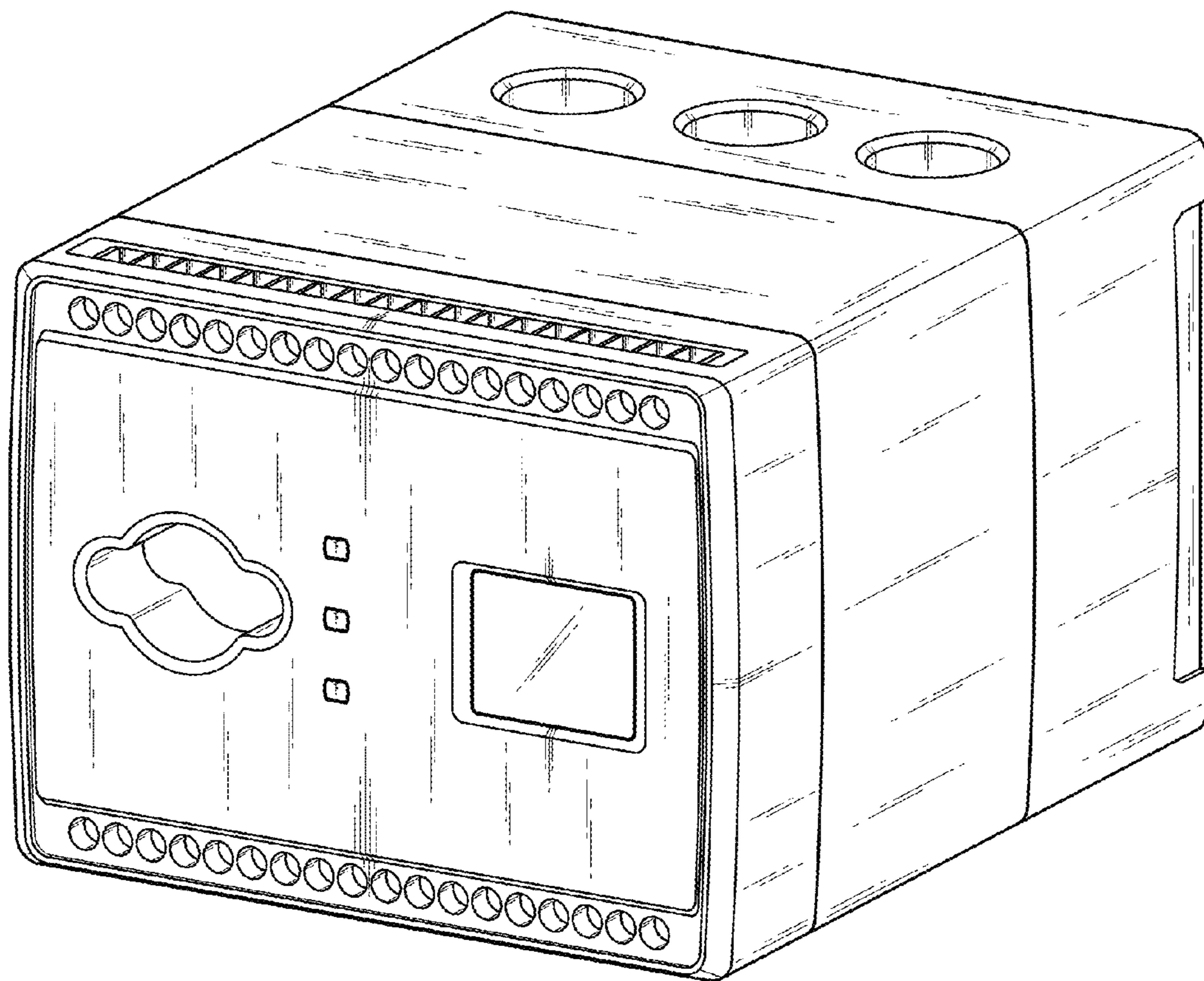


FIG. 2

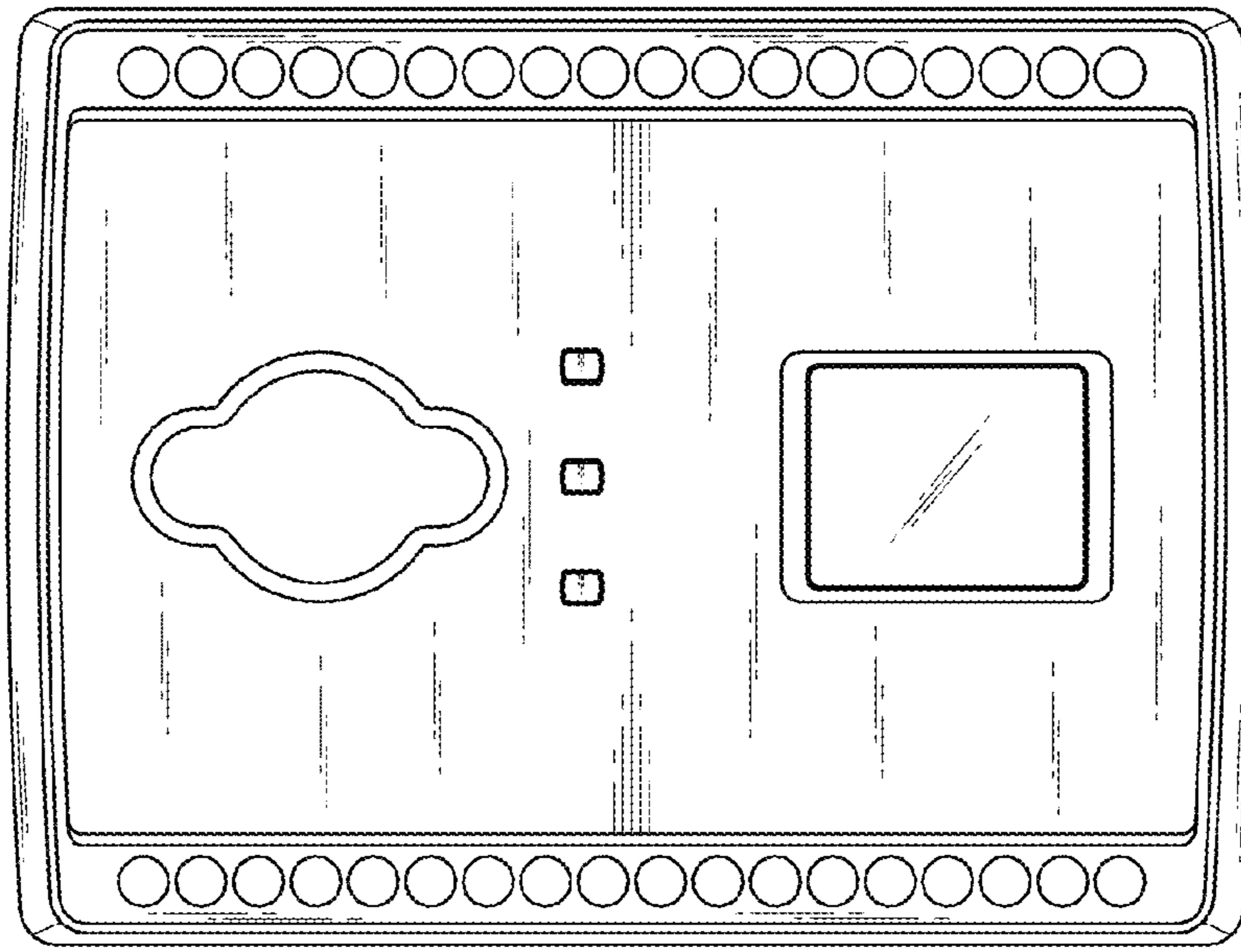


FIG. 3




FIG. 4




FIG. 5




FIG. 6




FIG. 7

