



US00D719086S

(12) **United States Design Patent**
Lee et al.

(10) **Patent No.:** **US D719,086 S**
(45) **Date of Patent:** **** Dec. 9, 2014**

(54) **BATTERY**

(71) Applicant: **Monster, LLC**, Las Vegas, NV (US)

(72) Inventors: **Noel Lee**, Las Vegas, NV (US);
Kendrew Lee, Hong Kong (CN); **Minki Bang**, South San Francisco, CA (US)

(73) Assignee: **Monster LLC**, Las Vegas, NV (US)

(**) Term: **14 Years**

(21) Appl. No.: **29/473,735**

(22) Filed: **Nov. 25, 2013**

(51) **LOC (10) Cl.** **13-02**

(52) **U.S. Cl.**
USPC **D13/103**

(58) **Field of Classification Search**
USPC D13/102–104, 107–108, 110, 118–121,
D13/184, 199; 429/96–100, 163, 176;
320/107–115; D14/432, 439
See application file for complete search history.

(56) **References Cited**

U.S. PATENT DOCUMENTS

D504,109 S *	4/2005	Hagman et al.	D13/103
D593,940 S *	6/2009	Nomi et al.	D13/103
D612,329 S *	3/2010	Guccione et al.	D13/108
D632,247 S *	2/2011	Stancel et al.	D13/102
D642,514 S *	8/2011	Van Den Donker et al.	D13/102
D648,270 S *	11/2011	Jiang	D13/103

D651,559 S *	1/2012	Van Den Donker et al.	D13/102
D653,609 S *	2/2012	Bende	D13/102
D656,091 S *	3/2012	van den Donker et al. ..	D13/102
D658,577 S *	5/2012	Zhang et al.	D13/102
D661,249 S *	6/2012	Smith et al.	D13/110
D682,777 S *	5/2013	Gupta et al.	D13/103
D693,297 S *	11/2013	Inskeep	D13/108
D694,703 S *	12/2013	Faro	D13/103
D697,865 S *	1/2014	Saito et al.	D13/103
D704,626 S *	5/2014	Li	D13/103
D709,026 S *	7/2014	Lee et al.	D13/103

* cited by examiner

Primary Examiner — Rosemary K Tarcza

(74) *Attorney, Agent, or Firm* — John Nielsen; Sentinel IP

(57) **CLAIM**


The ornamental design for a battery, as shown and described.

DESCRIPTION

FIG. 1 is a front perspective view of a battery, showing the new design;
FIG. 2 is a rear perspective view thereof;
FIG. 3 is a front view thereof;
FIG. 4 is a rear view thereof;
FIG. 5 is a right side view thereof;
FIG. 6 is a left side view thereof;
FIG. 7 is a top view thereof; and,
FIG. 8 is a bottom view thereof.

The broken lines shown in the drawings are included for the purpose of illustrating environmental structure and form no part of the claimed design.

1 Claim, 3 Drawing Sheets



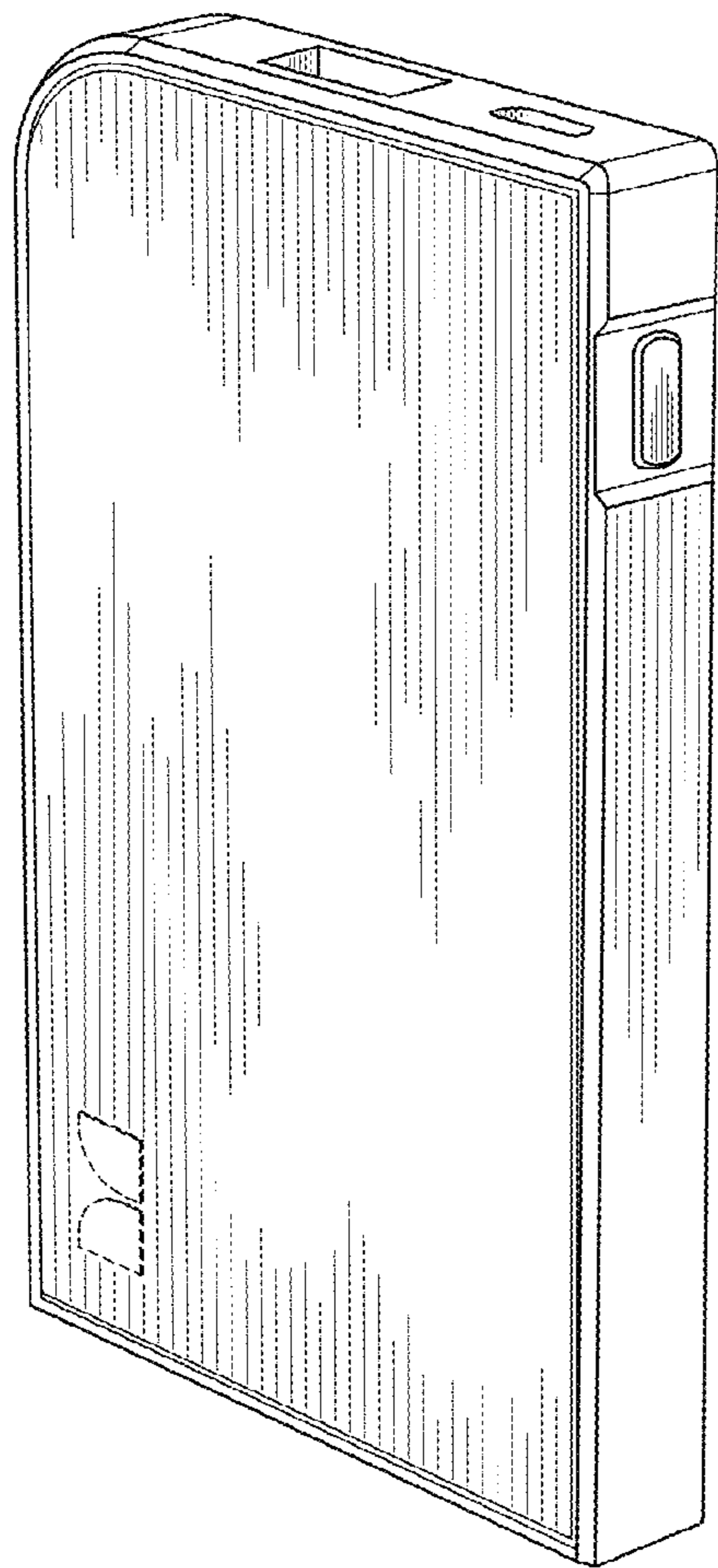


FIG. 1




FIG. 2




FIG. 3




FIG. 4

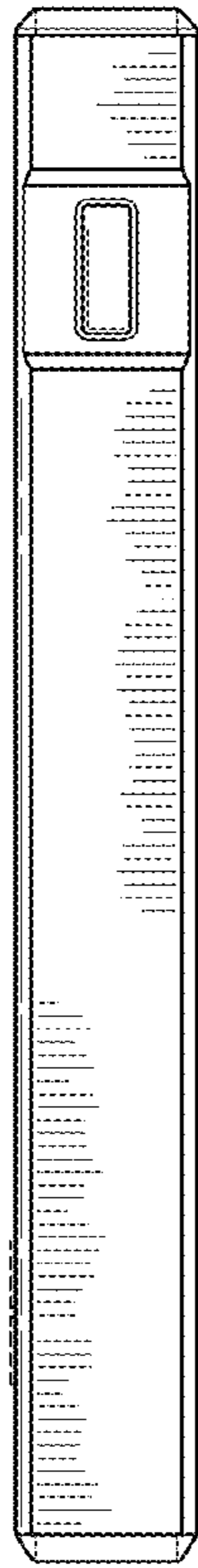


FIG. 5

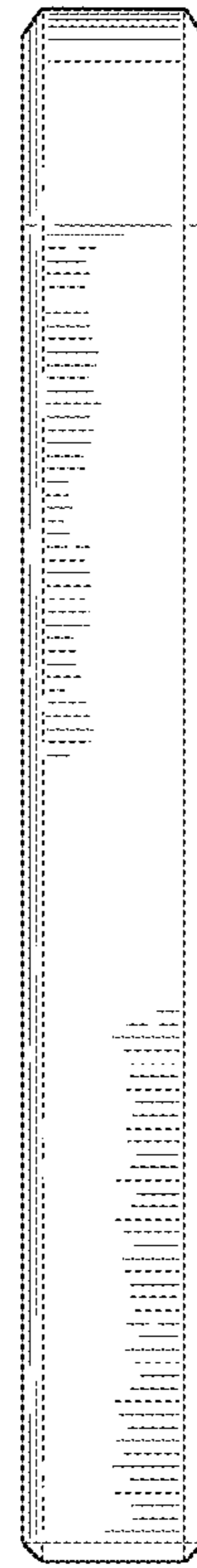


FIG. 6

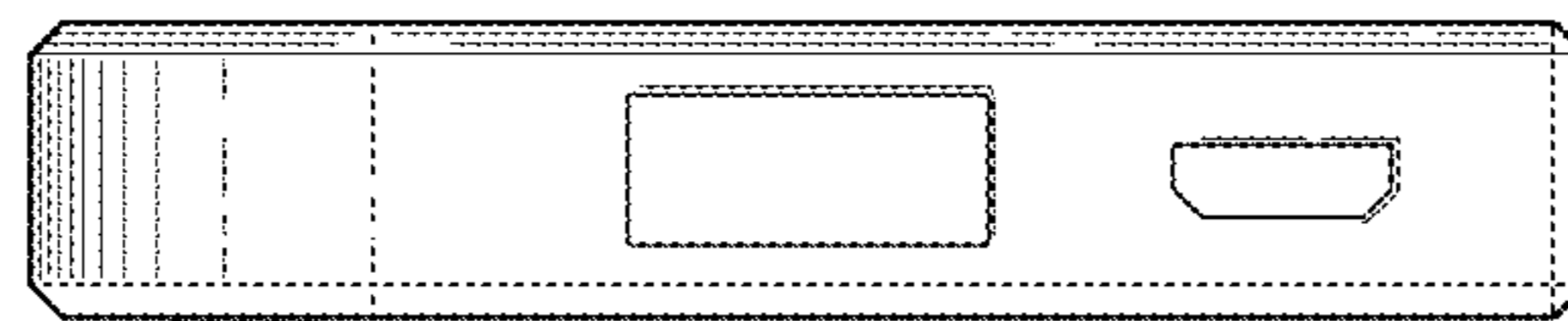


FIG. 7




FIG. 8