



US00D719083S

(12) **United States Design Patent**
Hayashi

(10) **Patent No.:** **US D719,083 S**
(45) **Date of Patent:** **** Dec. 9, 2014**

(54) **TREAD PORTION OF AN AUTOMOBILE TIRE**

(71) Applicant: **Bridgestone Corporation**, Tokyo (JP)

(72) Inventor: **Shintaro Hayashi**, Chuo-ku (JP)

(73) Assignee: **Bridgestone Corporation**, Tokyo (JP)

(**) Term: **14 Years**

(21) Appl. No.: **29/476,107**

(22) Filed: **Dec. 11, 2013**

(30) **Foreign Application Priority Data**

Jun. 11, 2013 (JP) 2013-013159

(51) **LOC (10) Cl.** **12-15**

(52) **U.S. Cl.**
USPC **D12/555**

(58) **Field of Classification Search**
USPC D12/533-535; 152/209.1-209.9
See application file for complete search history.

(56) **References Cited**

U.S. PATENT DOCUMENTS

D472,872 S * 4/2003 O D12/555

FOREIGN PATENT DOCUMENTS

JP 955671 S 6/1996

OTHER PUBLICATIONS

Japanese Office Action of 2013-013159 dated Nov. 12, 2013.

* cited by examiner

Primary Examiner — George D Kirschbaum

(74) *Attorney, Agent, or Firm* — Sughrue Mion, PLLC

(57) **CLAIM**

The ornamental design for a tread portion of an automobile tire, as shown and described.

DESCRIPTION

FIG. 1 is a perspective view of a tread portion of an automobile tire according to my new design;
FIG. 2 is a front view thereof;
FIG. 3 is a top view thereof;
FIG. 4 is a right side view thereof;
FIG. 5 is a rear view thereof;
FIG. 6 is a fragmentary enlarged front view showing the details of the tread portion thereof; and,
FIG. 7 is a section view taken along line 7-7 in FIG. 6.
In the drawings, the broken lines defining the sidewall, inner bead depict environmental subject matter that forms no part of the claimed design.

1 Claim, 7 Drawing Sheets


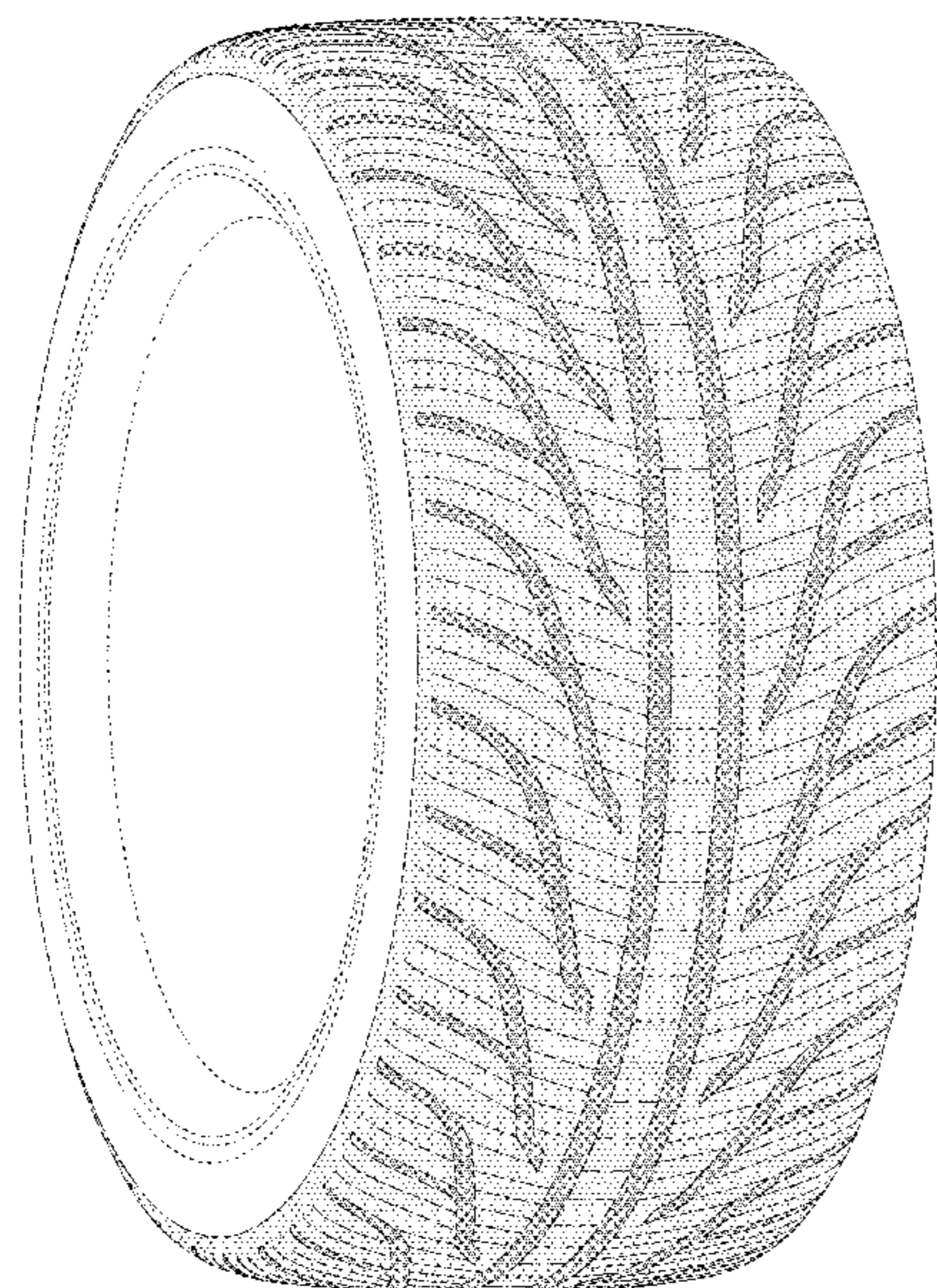


FIG. 1

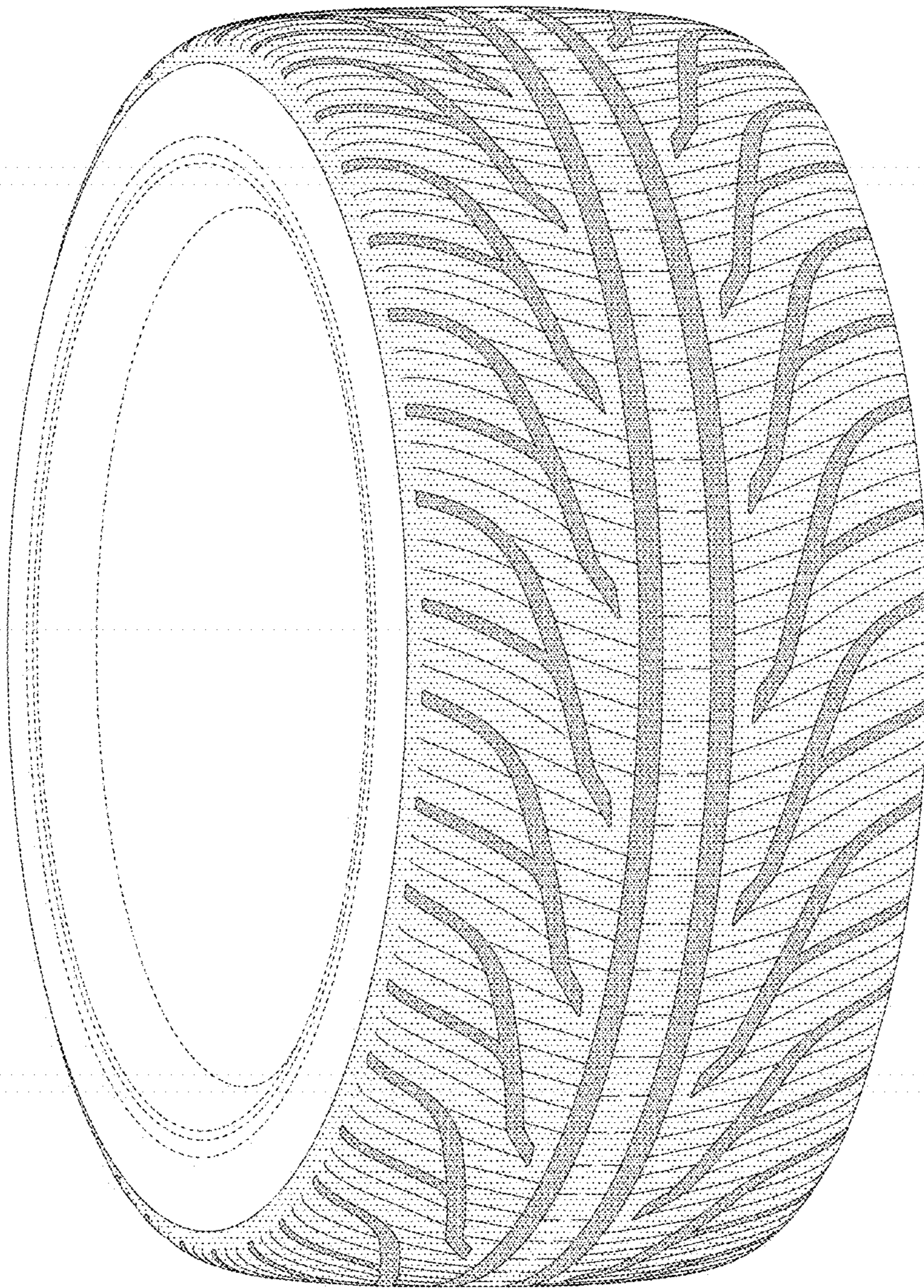


FIG. 2




FIG. 3




FIG. 4




FIG. 5




FIG. 6




FIG. 7

