



US00D719082S

(12) **United States Design Patent**
Winkelman et al.

(10) **Patent No.:** **US D719,082 S**
(45) **Date of Patent:** **** Dec. 9, 2014**

- (54) **TIRE**
- (71) Applicant: **The Goodyear Tire & Rubber Company, Akron, OH (US)**
- (72) Inventors: **Ronald Joseph Winkelman, North Tonawanda, NY (US); Shawn Thomas Bell, Lancaster, NY (US); Michael Jackson, East Amherst, NY (US); Neill Rampton, East Aurora, NY (US); Joseph John Roscetti, Sr., Niagra Falls, NY (US); Richard Edward Conicelli, Madison, AL (US)**
- (73) Assignee: **The Goodyear Tire & Rubber Company, Akron, OH (US)**
- (**) Term: **14 Years**
- (21) Appl. No.: **29/487,607**
- (22) Filed: **Apr. 10, 2014**
- (51) **LOC (10) Cl.** **12-15**
- (52) **U.S. Cl.**
USPC **D12/535**
- (58) **Field of Classification Search**
USPC D12/533-535; 152/209.1-209.9
See application file for complete search history.

- (56) **References Cited**
U.S. PATENT DOCUMENTS
- | | | | |
|------------|---------|-----------------------|---------|
| D313,959 S | 1/1991 | Kobayashi et al. | D12/145 |
| D346,351 S | 4/1994 | Suzuki | D12/151 |
| D414,451 S | 9/1999 | Hara | D12/151 |
| D420,312 S | 2/2000 | Hara | D12/151 |
| D470,453 S | 2/2003 | Jackson | D12/535 |
| D487,051 S | 2/2004 | Yamane | D12/535 |
| D499,374 S | 12/2004 | Jackson et al. | D12/535 |

- | | | | |
|------------|----------|-------------------------|---------|
| D522,444 S | 6/2006 | Jackson et al. | D12/535 |
| D522,445 S | 6/2006 | Shibamoto | D12/535 |
| D528,066 S | 9/2006 | Shibamoto | D12/535 |
| D531,109 S | 10/2006 | Nicholls et al. | D12/534 |
| D542,216 S | 5/2007 | Chapman et al. | D12/535 |
| D555,073 S | 11/2007 | Zawistowski et al. | D12/535 |
| D567,747 S | 4/2008 | Michell et al. | D12/534 |
| D587,645 S | * 3/2009 | Steinbach | D12/535 |
| D599,729 S | 9/2009 | Kumamoto | D12/535 |
| D600,631 S | 9/2009 | Kumamoto | D12/535 |
| D601,942 S | 10/2009 | Bell et al. | D12/535 |
| D601,943 S | 10/2009 | Shibamoto | D12/535 |
| D602,849 S | 10/2009 | Kumamoto | D12/535 |
| D606,483 S | 12/2009 | Donnelly et al. | D12/535 |
| D625,683 S | 10/2010 | Otani | D12/535 |
| D625,684 S | 10/2010 | Otani | D12/535 |
| D635,504 S | * 4/2011 | Nakamura | D12/535 |
| D637,139 S | * 5/2011 | Nakamura | D12/535 |
| D640,963 S | 7/2011 | Matsunami et al. | D12/525 |
| D662,872 S | 7/2012 | Kato | D12/535 |
| D686,972 S | 7/2013 | Yoshida | D12/535 |
| D705,717 S | * 5/2014 | Itoi | D12/535 |

* cited by examiner

Primary Examiner — George D Kirschbaum
(74) *Attorney, Agent, or Firm* — Richard B. O'Planick

(57) **CLAIM**
The ornamental design for a tire, as shown and described.

DESCRIPTION

FIG. 1 is a perspective view of a tire showing our new design, it being understood that the pattern repeats uniformly throughout the circumference of the tread;
FIG. 2 is a front elevational view thereof;
FIG. 3 is a right side elevational view thereof; the other side being a mirror image thereof; and,
FIG. 4 is an enlarged fragmentary front elevational view thereof.

1 Claim, 4 Drawing Sheets






FIG - 1




FIG - 2



FIG - 3




FIG - 4