



US00D719054S

(12) **United States Design Patent**
Lipton

(10) **Patent No.:** **US D719,054 S**

(45) **Date of Patent:** **** Dec. 9, 2014**

(54) **DIAMOND WITH INSCRIBED CROSS**

(71) Applicant: **A. Joseph Lipton**, Weston, CT (US)

(72) Inventor: **A. Joseph Lipton**, Weston, CT (US)

(**) Term: **14 Years**

(21) Appl. No.: **29/481,833**

(22) Filed: **Feb. 11, 2014**

Related U.S. Application Data

(62) Division of application No. 29/458,094, filed on Jun. 17, 2013, now Pat. No. Des. 701,790.

(51) **LOC (10) Cl.** **11-01**

(52) **U.S. Cl.**
USPC **D11/89**; D11/91

(58) **Field of Classification Search**
CPC A44C 17/02
USPC D11/1-2, 26-29, 89-92; 63/26-28, 32
See application file for complete search history.

(56) **References Cited**

U.S. PATENT DOCUMENTS

D388,015 S * 12/1997 Itzkowitz D11/90
D402,913 S * 12/1998 Katz D11/90

D460,015 S * 7/2002 Namdar D11/90
D498,170 S * 11/2004 Mehta et al. D11/90
D501,152 S * 1/2005 Tolkowsky D11/90
D513,714 S * 1/2006 Sanghvi D11/90
D574,288 S * 8/2008 Peled et al. D11/90
D596,068 S * 7/2009 Peled et al. D11/90
D671,859 S * 12/2012 Gersh D11/89

* cited by examiner

Primary Examiner — Ralf Seifert

(74) *Attorney, Agent, or Firm* — Ostrolenk Faber LLP


(57) **CLAIM**

The ornamental design for diamond with inscribed cross, as shown and described.

DESCRIPTION

FIG. 1 is a top view of a diamond with inscribed cross showing my new design;
FIG. 2 is a front view of FIG. 1.
FIG. 3 is a rear view of FIG. 1; and,
FIG. 4 is a side view of FIG. 1, with the other side being symmetrical.
The broken line showing of a setting in FIGS. 2, 3 and 4 is included for the purpose of illustrating environmental matter and forms no part of the claimed design.

1 Claim, 2 Drawing Sheets






Fig. 1

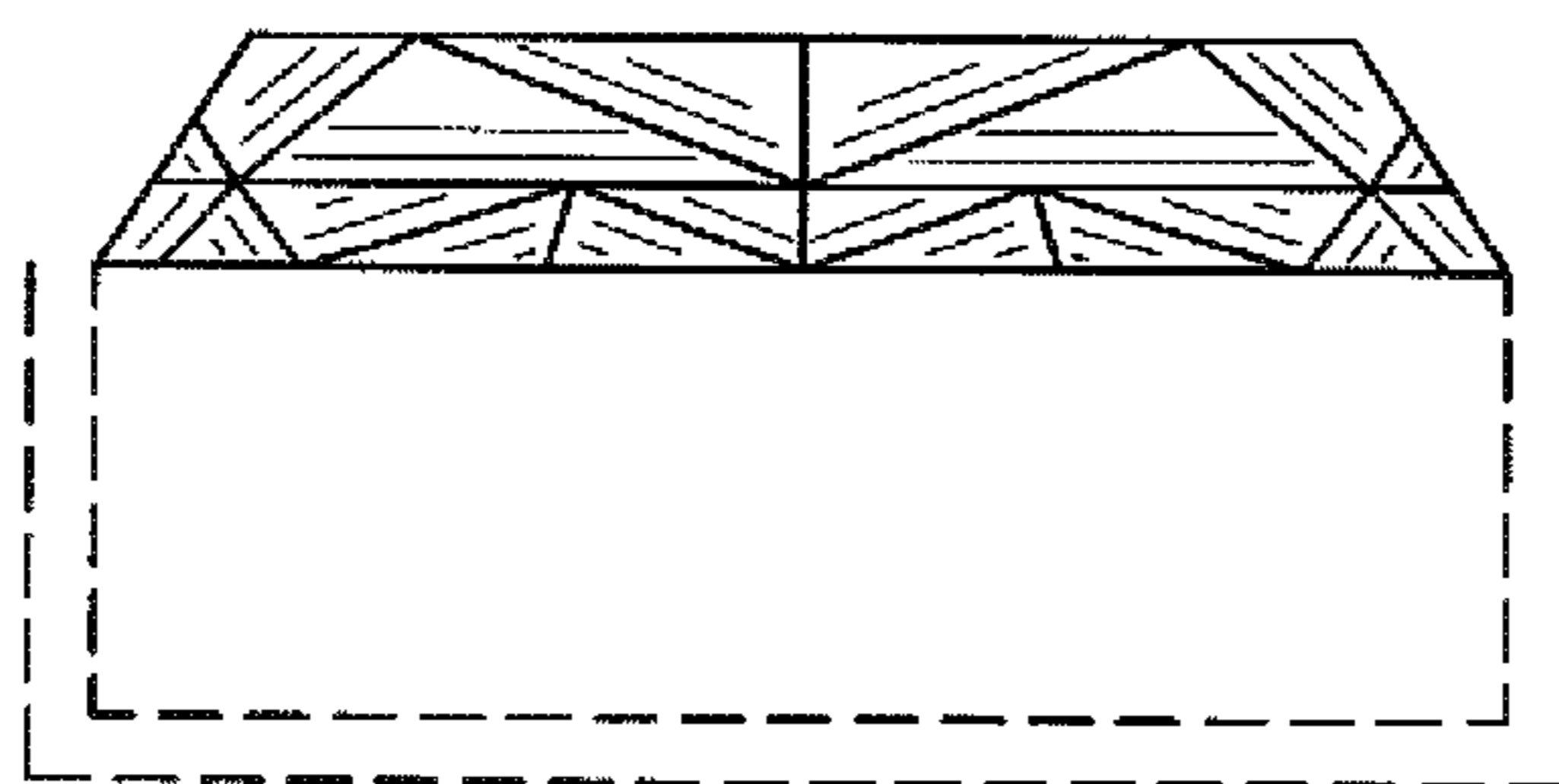


Fig. 2

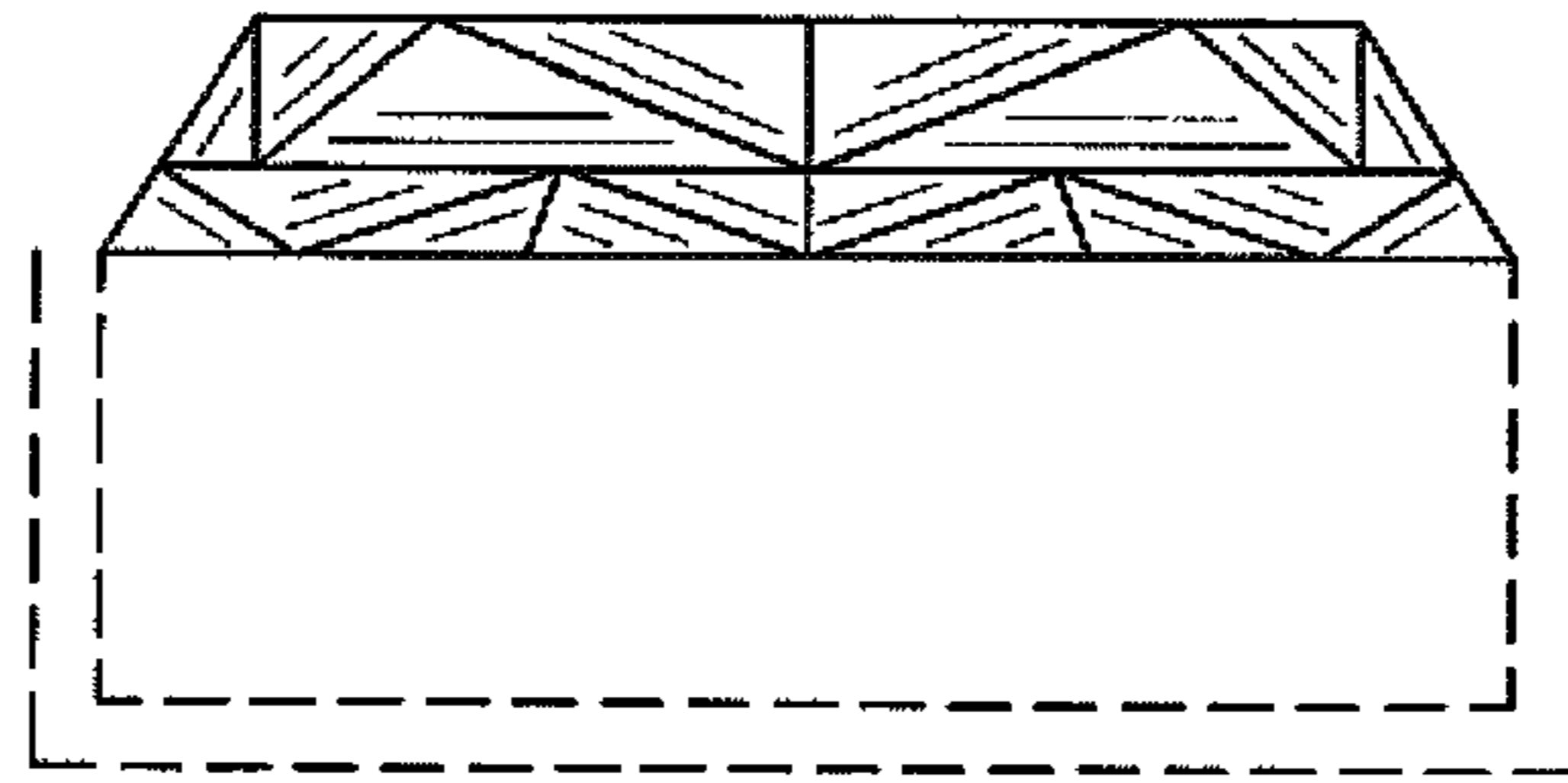


Fig. 3

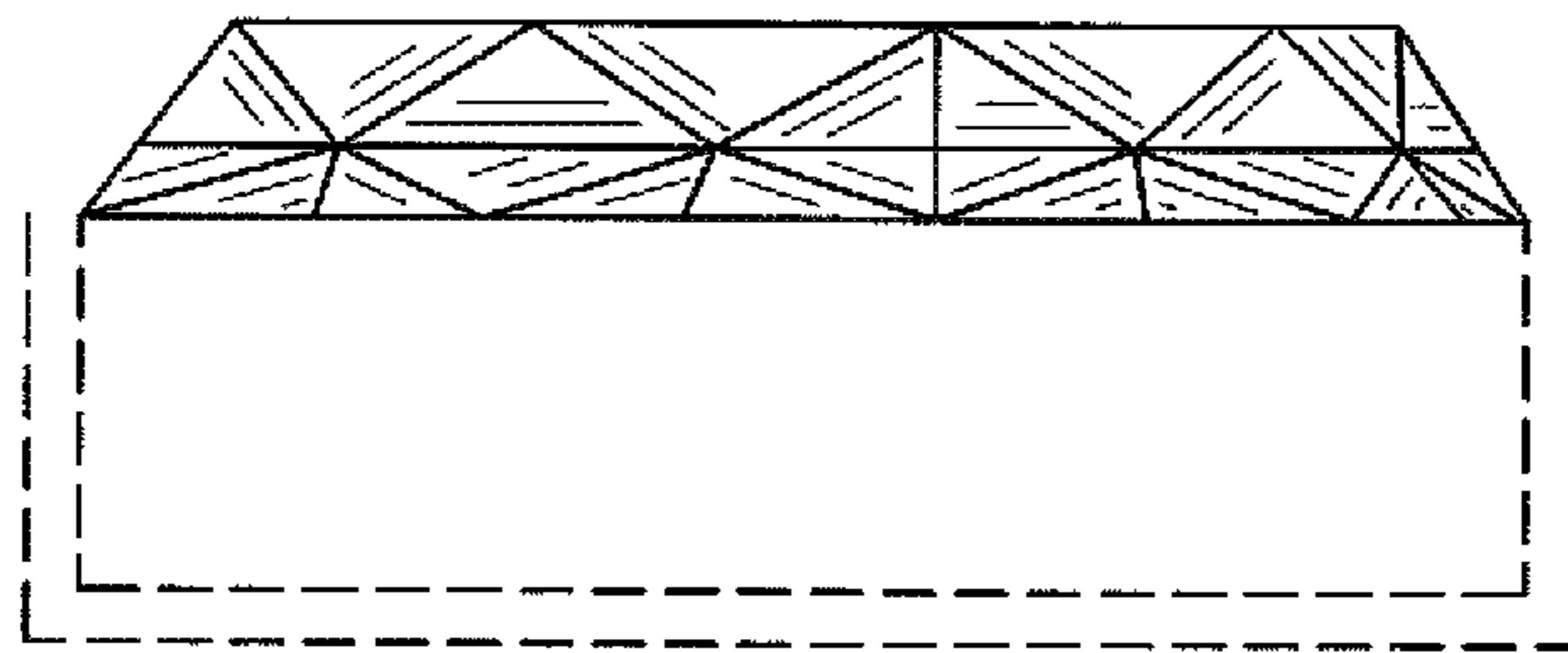


Fig. 4