



US00D719043S

(12) **United States Design Patent**
McKivergan

(10) **Patent No.:** **US D719,043 S**

(45) **Date of Patent:** **** Dec. 9, 2014**

(54) **BRACELET**

(75) Inventor: **Kiel J. McKivergan**, Cranston, RI (US)

(73) Assignee: **Kiel James Patrick LLC**, Cranston, RI (US)

(**) Term: **14 Years**

(21) Appl. No.: **29/422,597**

(22) Filed: **May 22, 2012**

(51) **LOC (10) Cl.** **11-01**

(52) **U.S. Cl.**
USPC **D11/5**

(58) **Field of Classification Search**

CPC A44C 5/00; A44C 5/0007; A44C 5/0053;
A44C 5/0084; A44C 5/02; A44C 5/12;
A44C 5/14; A44C 5/18; A44C 9/00; A44C
9/0007; A44C 9/0014; A44C 9/0038; A44C
9/0046; A44C 9/0053; A44C 9/0061; A44C
9/0069; A44C 9/0076; A44C 15/003
USPC D11/1-25, 26, 27, 28, 79, 80; 63/1.11,
63/3, 3.1, 3.2, 15, 15.1-15.4, 15.45, 15.5,
63/15.6, 15.65, 5.1; D28/41

See application file for complete search history.

(56) **References Cited**

U.S. PATENT DOCUMENTS

D30,922 S * 5/1899 Deitsch D2/634
D84,000 S * 4/1931 Schwas D11/12
D254,637 S * 4/1980 Moore D2/877
5,073,989 A * 12/1991 Teague 2/181
D339,467 S * 9/1993 Teague D2/875
D343,949 S * 2/1994 Weingrod D2/875
D457,459 S * 5/2002 Keller et al. D11/27
D573,056 S * 7/2008 Sterling et al. D11/11
D576,511 S * 9/2008 Cunningham D11/8

D615,444 S * 5/2010 Jonemann D11/3
D623,978 S * 9/2010 Cerullo D11/3
D681,498 S * 5/2013 Kornerup D11/16
2013/0074546 A1 * 3/2013 Christensen 63/12

OTHER PUBLICATIONS

[Online] <https://kieljamespatrick.com/index.php/product/827>.
Accessed Mar. 26, 2014.*
[Online] <https://kieljamespatrick.com/index.php/anchor-bracelet/996>. Accessed Mar. 26, 2014.*
[Online] http://www.ebay.com/itm/Nautical-Anchor-Silver-Tone-Clasp-Blue-Infinity-Knot-Cotton-Rope-Bracelet-/181351385012?#ht_2671wt_853. Accessed Mar. 26, 2014.*

* cited by examiner

Primary Examiner — Cathron Brooks

Assistant Examiner — Melanie Pellegrini

(74) *Attorney, Agent, or Firm* — Blank Rome LLP

(57) **CLAIM**

The ornamental design for a bracelet, as shown and described.

DESCRIPTION

FIG. 1 is a top view of a bracelet of the present design in a clasped position.

FIG. 2 is a bottom view of the bracelet of FIG. 1.

FIG. 3 is a rear view of the bracelet of FIG. 1.

FIG. 4 is a front view of the bracelet of FIG. 1.


FIG. 5 is a left side view of the bracelet of FIG. 1.

FIG. 6 is a right side view of the bracelet of FIG. 1; and,

FIG. 7 is a top view of the bracelet of FIG. 1 in an unclasped position.

The broken lines shown in the drawings represent portions of the bracelet which form no part of the claimed design.

1 Claim, 3 Drawing Sheets






FIG. 1




FIG. 2

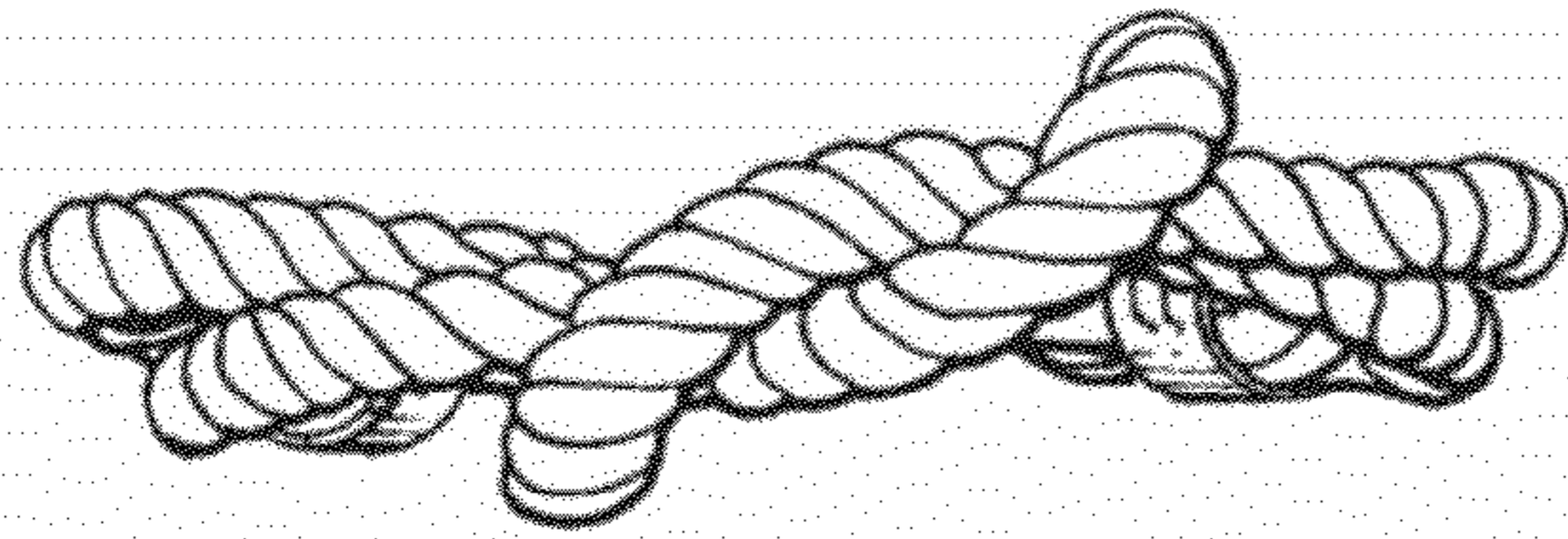


FIG. 3

FIG. 4


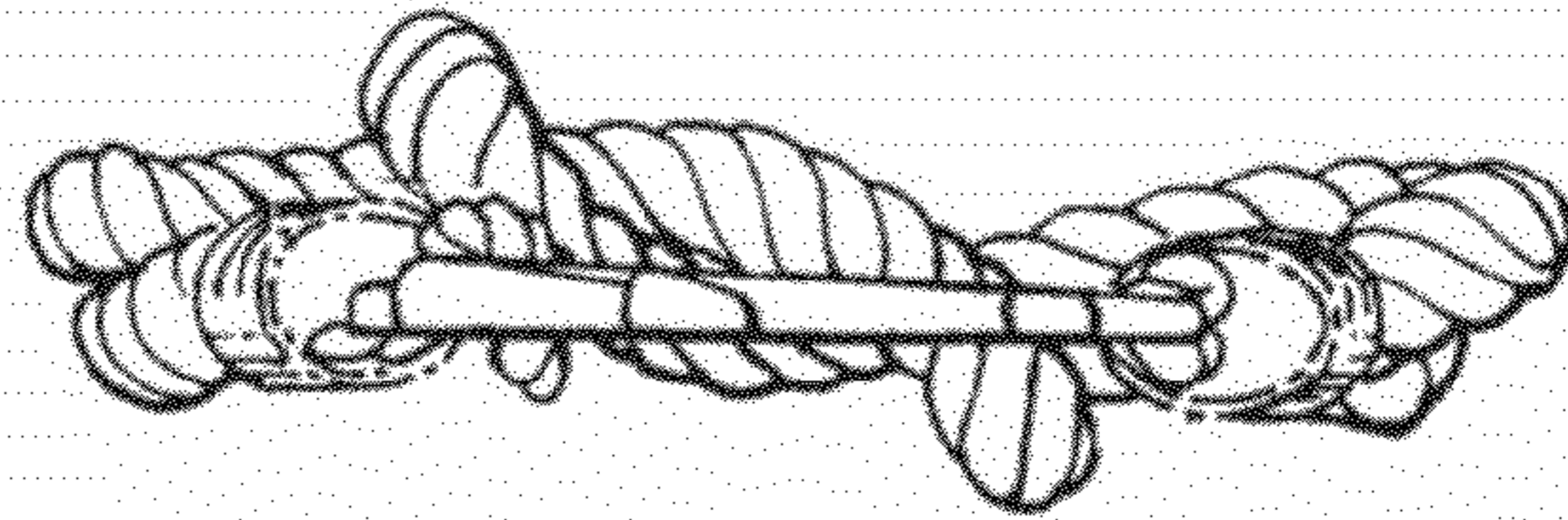


FIG. 5

FIG. 6

