



US00D719038S

(12) **United States Design Patent**  
**Heipp et al.**

(10) **Patent No.:** **US D719,038 S**

(45) **Date of Patent:** **\*\* Dec. 9, 2014**

(54) **GLUE STICK DISPENSER**

(71) Applicants: **Shawn Heipp**, Dublin, OH (US); **Louis A. Farchione, III**, Columbus, OH (US)

(72) Inventors: **Shawn Heipp**, Dublin, OH (US); **Louis A. Farchione, III**, Columbus, OH (US)

(73) Assignee: **Elmer's Products, Inc.**, Westerville, OH (US)

(\*\*) Term: **14 Years**

(21) Appl. No.: **29/449,212**

(22) Filed: **Mar. 14, 2013**

(51) **LOC (10) Cl.** ..... **09-01**

(52) **U.S. Cl.**  
USPC ..... **D9/729**

(58) **Field of Classification Search**  
USPC ..... D9/434, 435, 516, 723-729;  
215/381-385; 220/660, 669, 675;  
D28/4, 7; D24/133; D19/161-163  
See application file for complete search history.

(56) **References Cited**

**U.S. PATENT DOCUMENTS**

D338,123	S	*	8/1993	Crawford	.....	D4/199
D382,369	S	*	8/1997	Yang	.....	D28/85
D427,520	S	*	7/2000	Crawford	.....	D9/728
D468,210	S	*	1/2003	Joubert	.....	D9/529
D497,038	S	*	10/2004	Tsai	.....	D28/85
D522,696	S	*	6/2006	Severa	.....	D28/88
D545,364	S	*	6/2007	Ternovits	.....	D19/43

7,476,048	B2	*	1/2009	Prague	.....	401/262
D634,072	S	*	3/2011	Tsai	.....	D28/87
D677,047	S	*	3/2013	Watson	.....	D3/203.5
D679,321	S	*	4/2013	Walton	.....	D19/36
D691,325	S	*	10/2013	Tsai	.....	D28/7
D711,592	S	*	8/2014	Tsai	.....	D28/7

\* cited by examiner

*Primary Examiner* — Keli L Hill

(74) *Attorney, Agent, or Firm* — McNees, Wallace & Nurick LLC

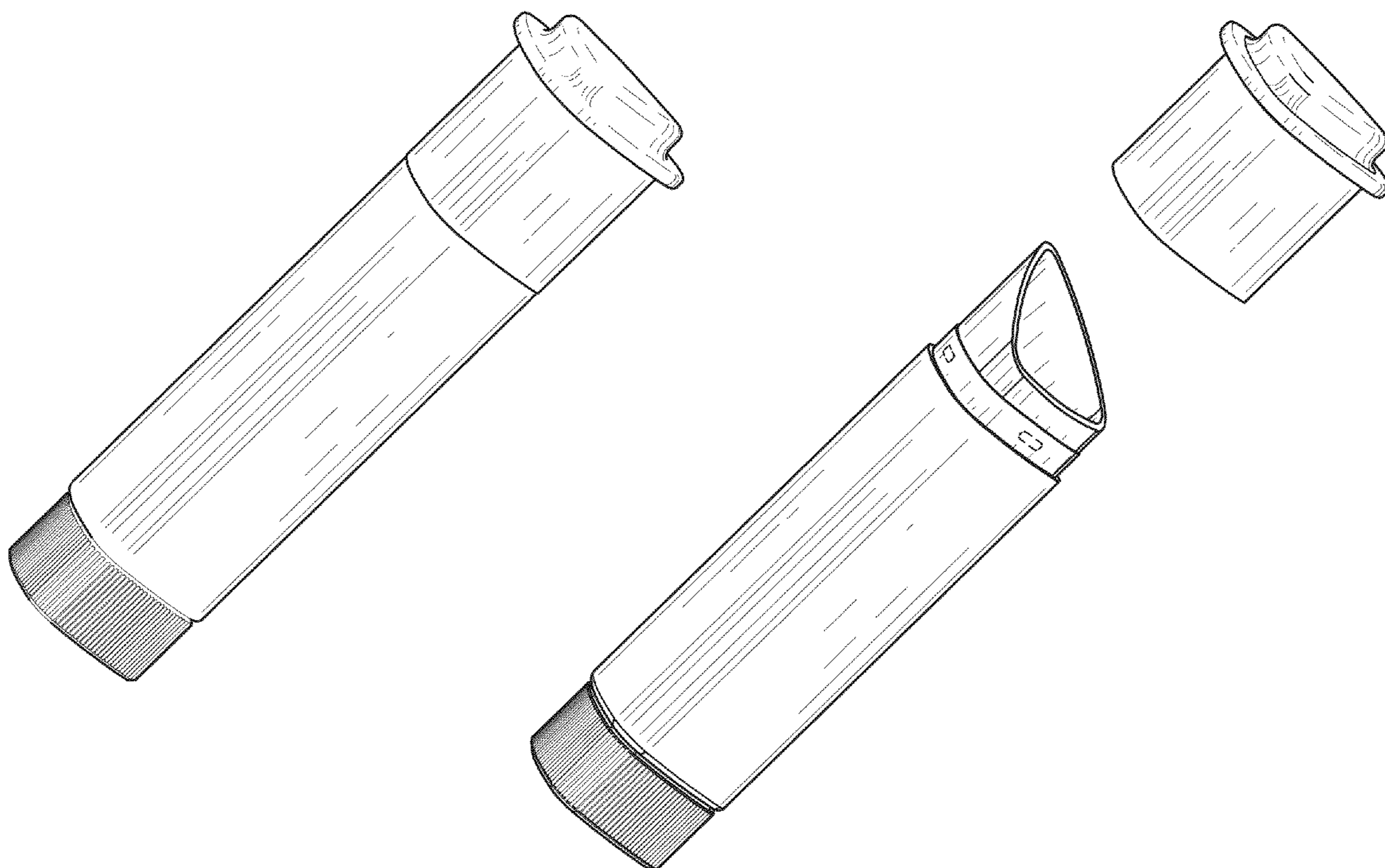
(57) **CLAIM**

The ornamental design for a glue stick dispenser, as shown and described.

**DESCRIPTION**

FIG. 1 is a front elevation view of a glue stick dispenser showing the design;  
 FIG. 2 is a side elevation view of the glue stick dispenser of FIG. 1 showing the cap removed to reveal the triangular tip of the body of the dispenser;  
 FIG. 3 is top elevation view of the glue stick dispenser of FIG. 1;  
 FIG. 4 is a bottom elevation view of the glue stick dispenser of FIG. 1;  
 FIG. 5 is a perspective side elevation view of the glue stick dispenser of FIG. 1; and,  
 FIG. 6 is a perspective side elevation view of the glue stick dispenser of FIG. 1 showing the cap removed to reveal the triangular tip of the body of the dispenser.  
 The broken lines in the drawings illustrate features that form no part of the claim.

**1 Claim, 3 Drawing Sheets**



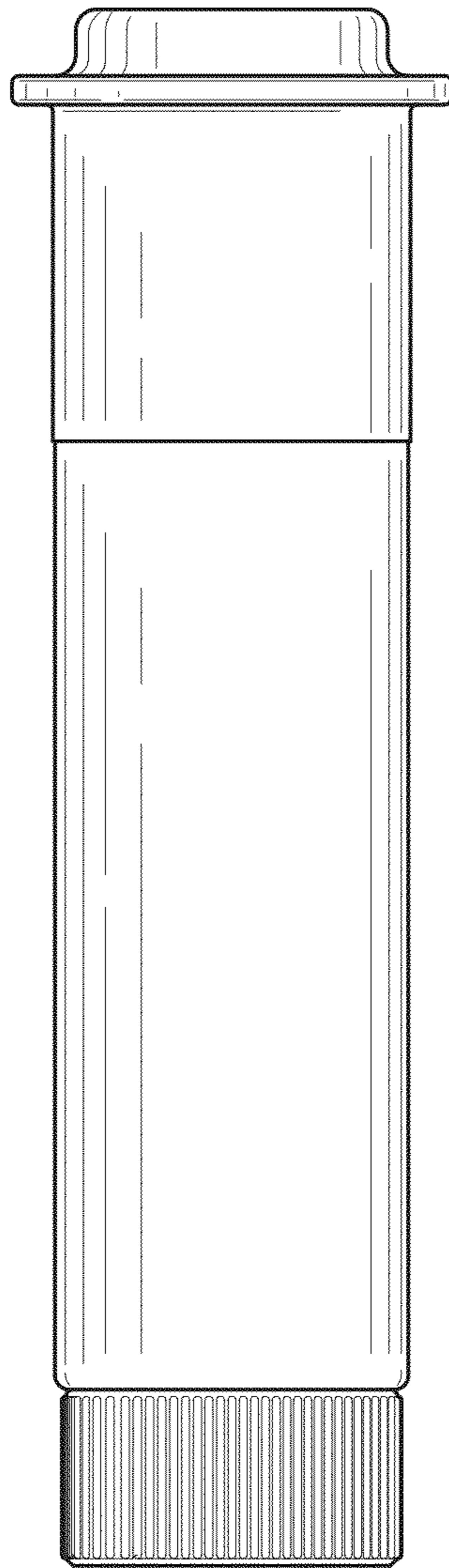


FIG. 1

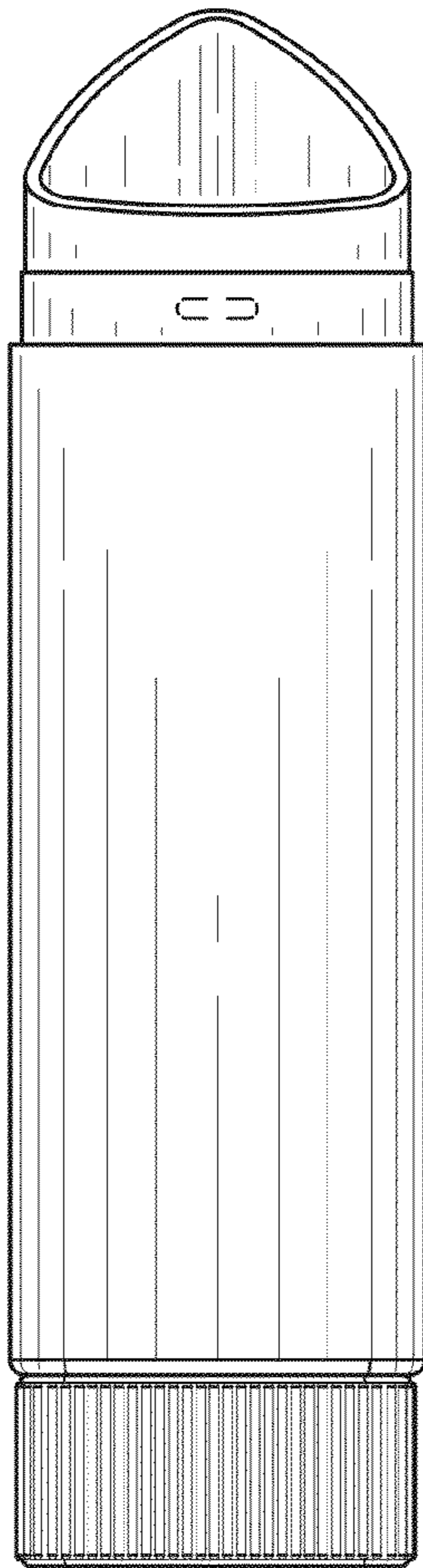
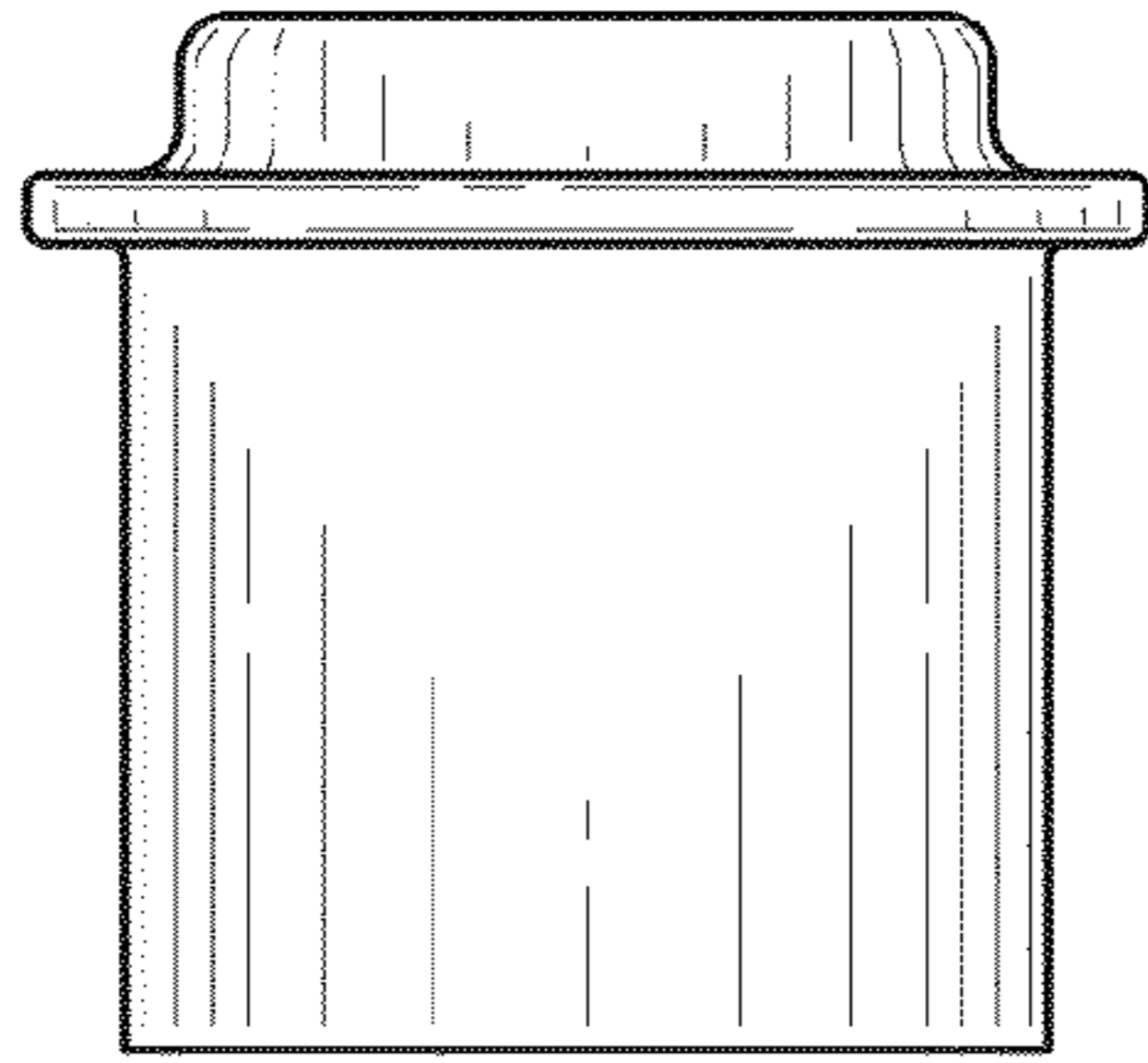


FIG. 2

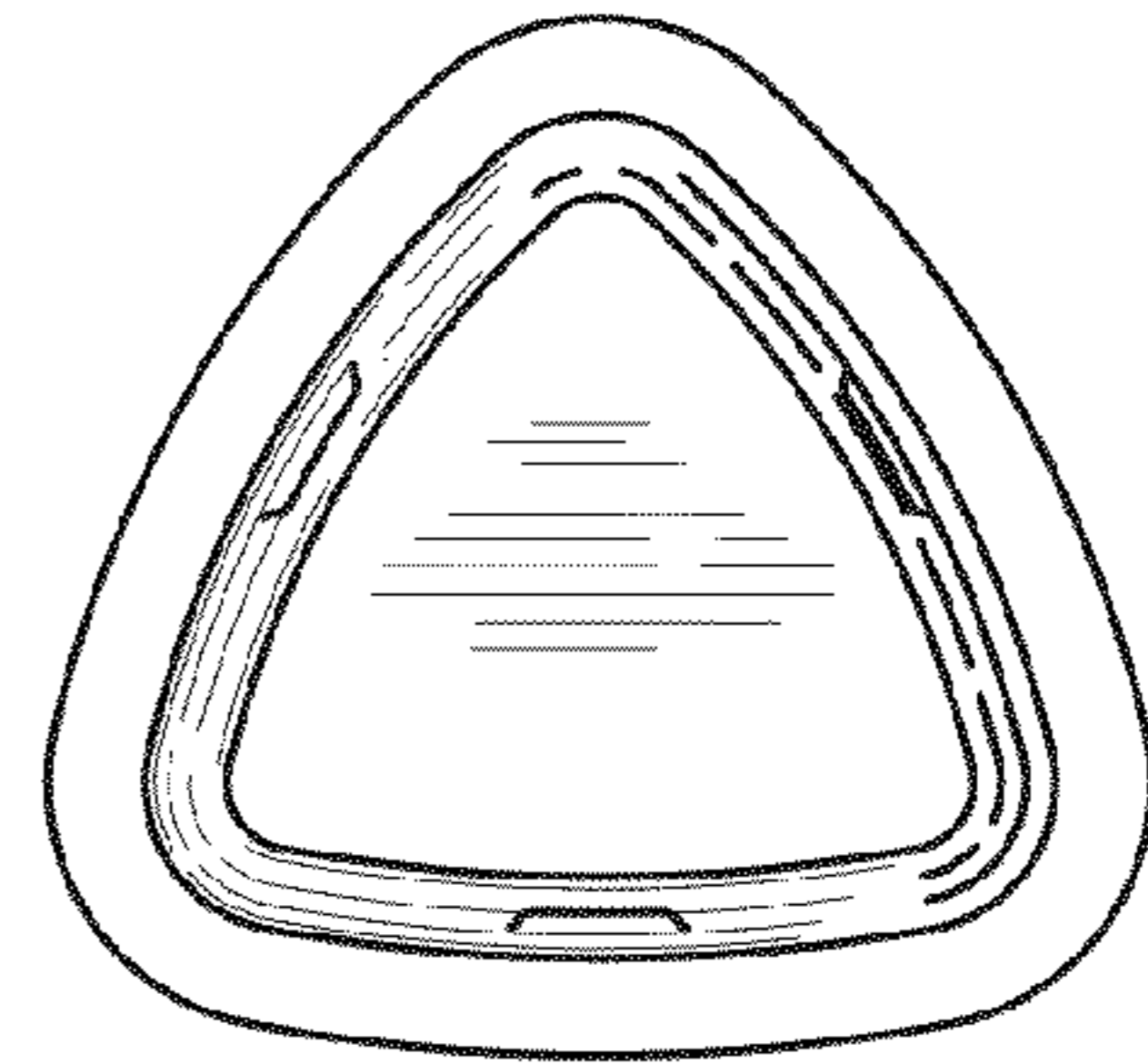


FIG. 3

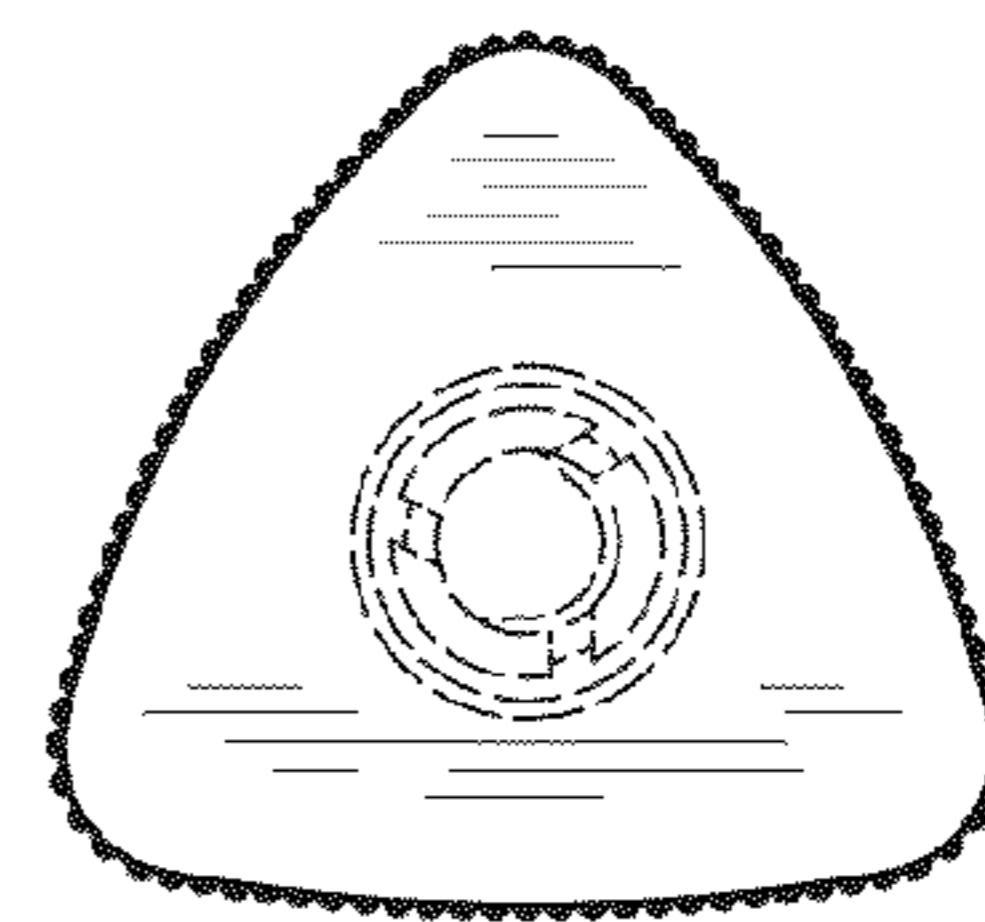


FIG. 4

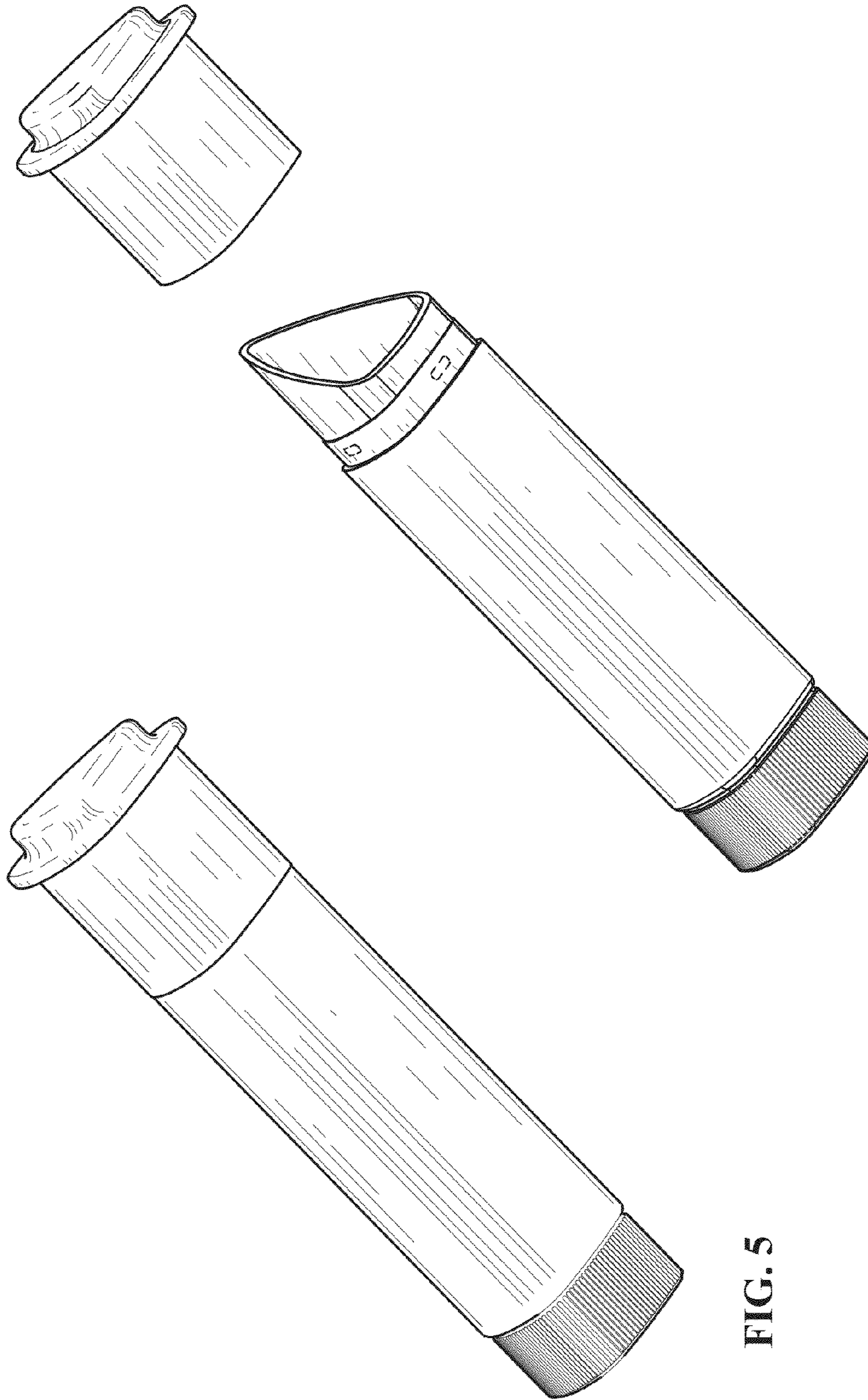


FIG. 5

FIG. 6