



US00D719030S

(12) **United States Design Patent**  
**Perez-Cabrera**

(10) **Patent No.:** **US D719,030 S**  
(45) **Date of Patent:** **\*\* Dec. 9, 2014**

(54) **BOTTLE**

(71) Applicant: **Fernando Perez-Cabrera**, Jalisco (MX)

(72) Inventor: **Fernando Perez-Cabrera**, Jalisco (MX)

(73) Assignee: **Compania Vidierera, S.A. de C.V.**,  
Monterrey (Nuevo Leon) (MX)

(\*\*) Term: **14 Years**

(21) Appl. No.: **29/444,646**

(22) Filed: **Feb. 1, 2013**

(30) **Foreign Application Priority Data**

Aug. 2, 2012 (MX) ..... MX/f/2012/002394

(51) **LOC (10) Cl.** ..... **09-01**

(52) **U.S. Cl.**  
USPC ..... **D9/560**

(58) **Field of Classification Search**

CPC ..... B65D 1/00; B65D 1/02; B65D 1/0207;  
B65D 1/0223

USPC ..... D9/516, 544, 546, 559-560, 563, 566,  
D9/571-4, 672, 686-687, 694; D7/300,  
D7/300.1, 598; 215/379, 381-382;  
220/660, 662, 675

See application file for complete search history.

(56) **References Cited**

**U.S. PATENT DOCUMENTS**

D15,213 S \* 8/1884 Miller ..... D9/544  
D49,581 S \* 8/1916 McClure ..... D9/542  
D214,663 S \* 7/1969 Brickey, Jr. .... D9/560

D268,395 S \* 3/1983 Humphries ..... D9/503  
D289,975 S \* 5/1987 Wendt ..... D24/121  
D311,681 S \* 10/1990 Aggarwal ..... D9/547  
D343,580 S \* 1/1994 Reynaud ..... D9/560  
D664,440 S \* 7/2012 Gonzalez Rodriguez .... D9/544  
D691,484 S \* 10/2013 Fitzgerald ..... D9/560  
D698,255 S \* 1/2014 Gonzalez Rodriguez .... D9/560  
D702,129 S \* 4/2014 Shaw ..... D9/545

\* cited by examiner

*Primary Examiner* — Ian Simmons

*Assistant Examiner* — Dana L Meyrow

(74) *Attorney, Agent, or Firm* — Abelman, Frayne &  
Schwab

(57) **CLAIM**

The ornamental design for a bottle, as shown and described.

**DESCRIPTION**

FIG. 1 is a perspective view of a bottle showing our new design;

FIG. 2 is a front elevation view thereof;

FIG. 3 is a rear elevation view thereof;

FIG. 4 is a right side elevation thereof;

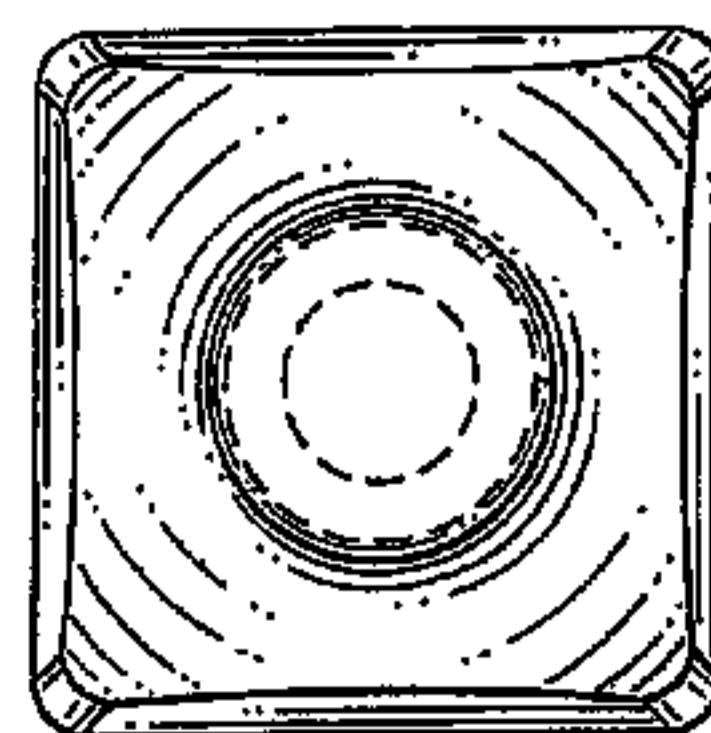

FIG. 5 is a left side elevation thereof;

FIG. 6 is a top plan view thereof; and,

FIG. 7 is a bottom plan view thereof.

The dashed broken lines in the drawings illustrate the portions of the design that form no part of the claim. The dot-dot-dash broken lines in the drawings define the bounds of the claim and form no part thereof.

**1 Claim, 6 Drawing Sheets**



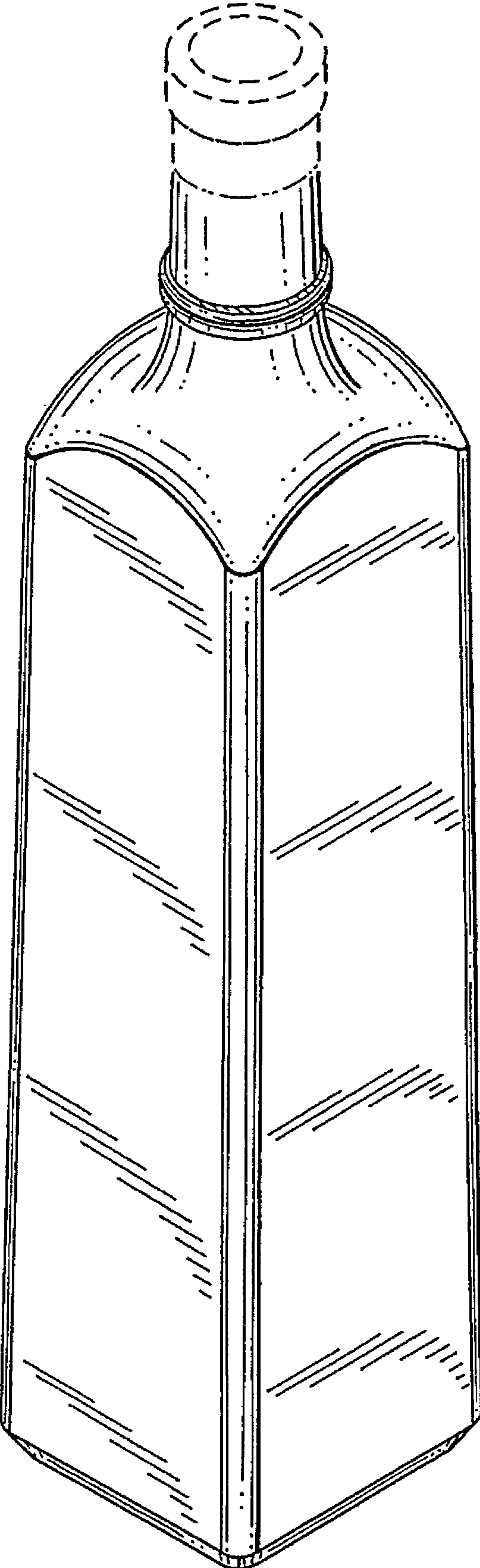


FIG. 1




FIG. 2






FIG. 3



*FIG. 4*



*FIG. 5*

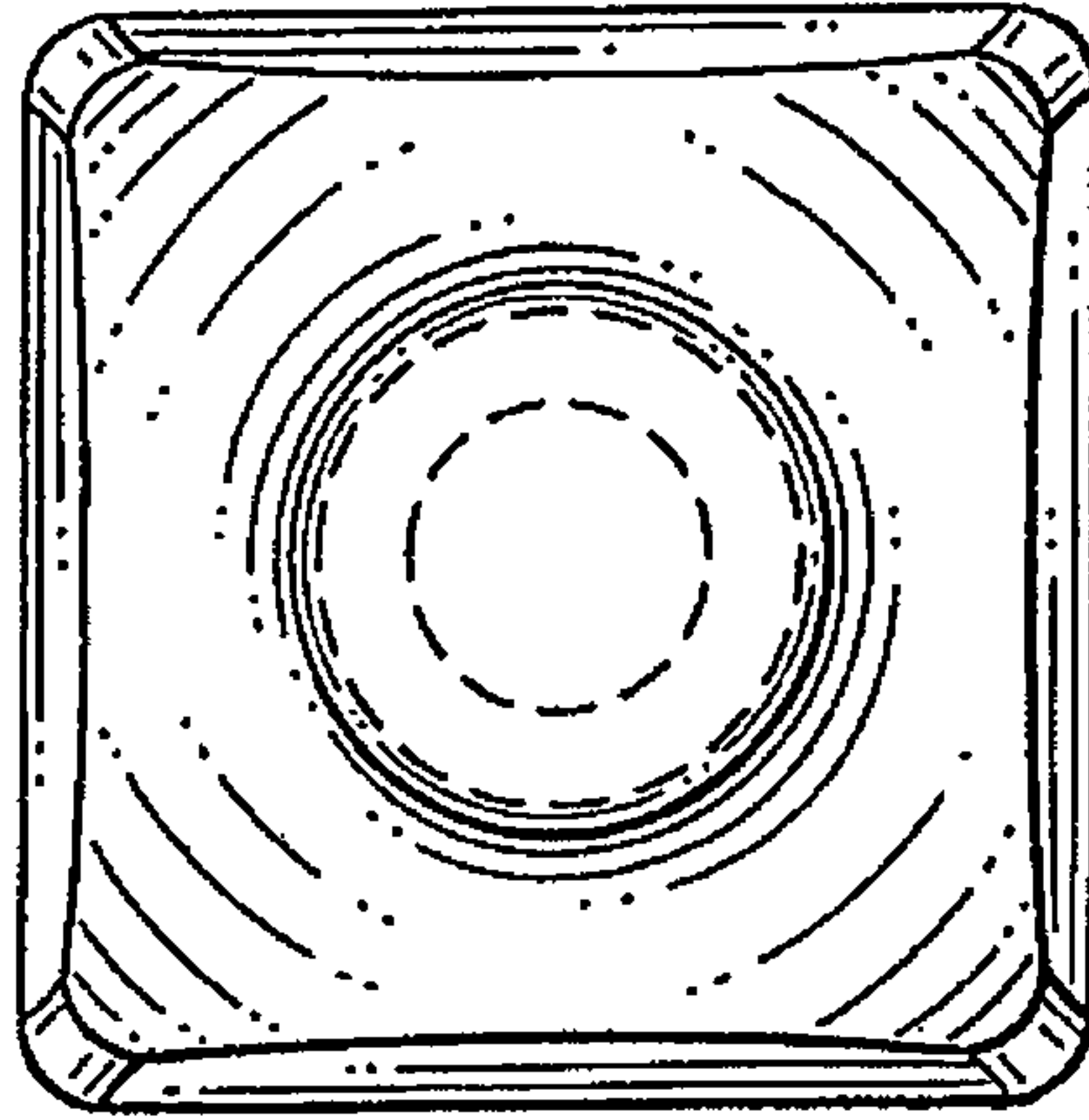


FIG. 6

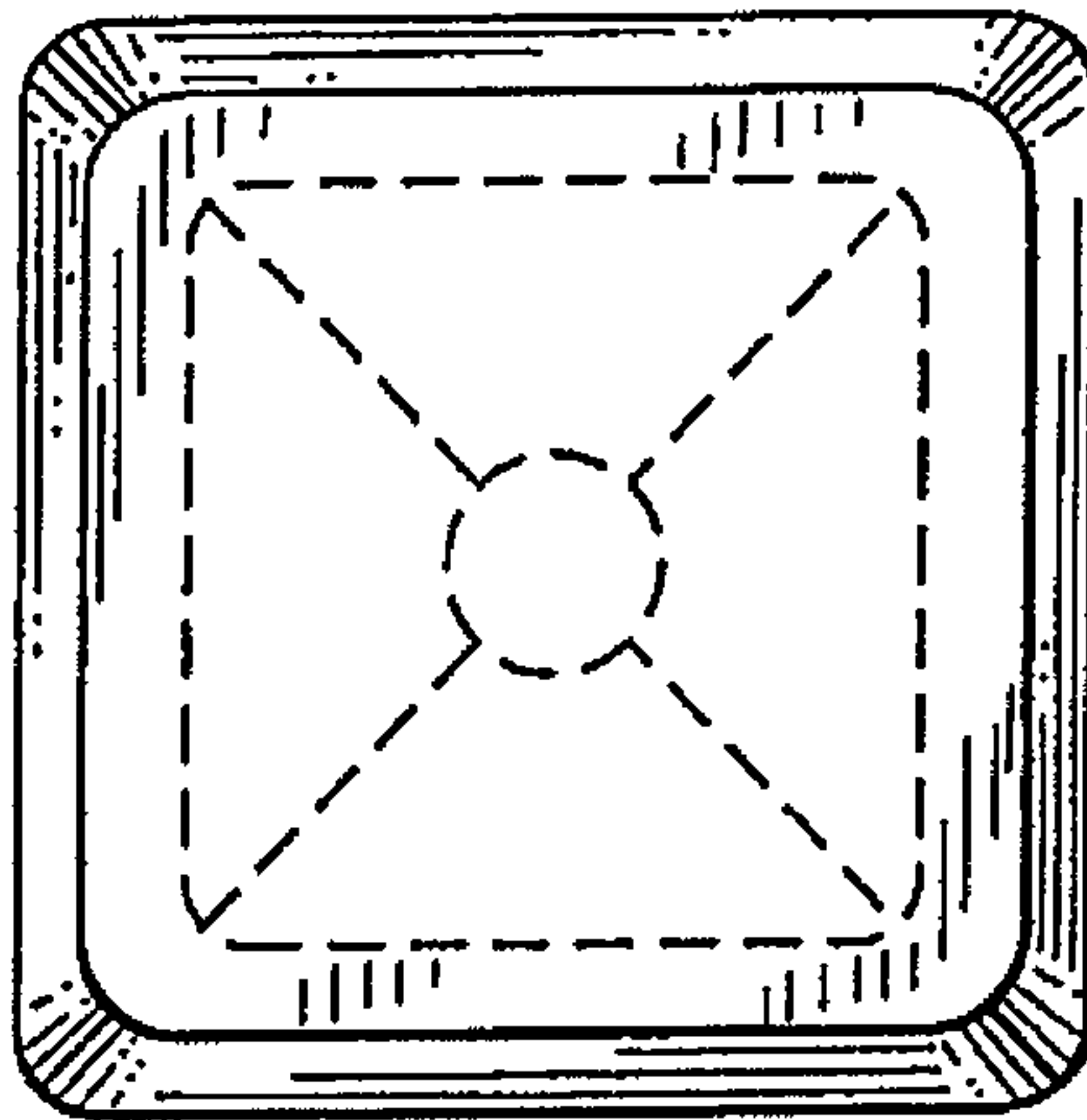


FIG. 7