



US00D719017S

(12) **United States Design Patent**
Fath et al.

(10) **Patent No.:** **US D719,017 S**
(45) **Date of Patent:** **** Dec. 9, 2014**

- (54) **FOLDED DISPENSING UNIT**
- (75) Inventors: **Scott A. Fath**, Richmond, VA (US); **Carl Miller**, Richmond, VA (US)
- (73) Assignee: **Altria Client Services Inc.**, Richmond, VA (US)
- (**) Term: **14 Years**
- (21) Appl. No.: **29/422,868**
- (22) Filed: **May 24, 2012**
- (51) **LOC (10) Cl.** **09-03**
- (52) **U.S. Cl.**
USPC **D9/418**
- (58) **Field of Classification Search**
USPC D9/414-418, 421, 423, 425, 426, 430, D9/432, 455, 456, 457; 206/38, 192, 199, 206/201, 203, 214, 216, 223, 570, 581, 820, 206/823; 229/100, 108, 120.02, 120.08, 229/122, 122.1, 122.2, 162.1; D3/201, D3/203.1, 203.2, 203.3
See application file for complete search history.

(56) **References Cited**

U.S. PATENT DOCUMENTS

1,412,547	A *	4/1922	Weymuth	229/122.1
3,265,283	A *	8/1966	Farquhar	229/221
3,302,847	A *	2/1967	Hennessey	229/120.15
D239,162	S *	3/1976	Ishihara	D9/721
D304,509	S *	11/1989	Bakic	D28/84

D332,347	S *	1/1993	Raadt et al.	D3/20
6,216,944	B1 *	4/2001	Maglione	229/122.1
D449,733	S *	10/2001	Jacober et al.	D3/203.2
6,527,118	B2 *	3/2003	Rolland	206/449
D533,464	S *	12/2006	Wolpow	D9/733
D561,047	S *	2/2008	Shields	D9/730
D656,413	S *	3/2012	Hayton et al.	D9/730
D689,360	S *	9/2013	Adams	D9/418
D690,593	S *	10/2013	Kaps et al.	D9/432
2013/0313311	A1 *	11/2013	Fath et al.	229/122

* cited by examiner

Primary Examiner — Derrick Holland

Assistant Examiner — Lauren Calve

(74) *Attorney, Agent, or Firm* — Buchanan, Ingersoll & Rooney PC

(57) **CLAIM**

The ornamental design for a folded dispensing unit, as shown and described.

DESCRIPTION

FIG. 1 is a front elevational view of a folded dispensing unit according to our new design.

FIG. 2 is a right side elevational view thereof.

FIG. 3 is a left side elevational view thereof.

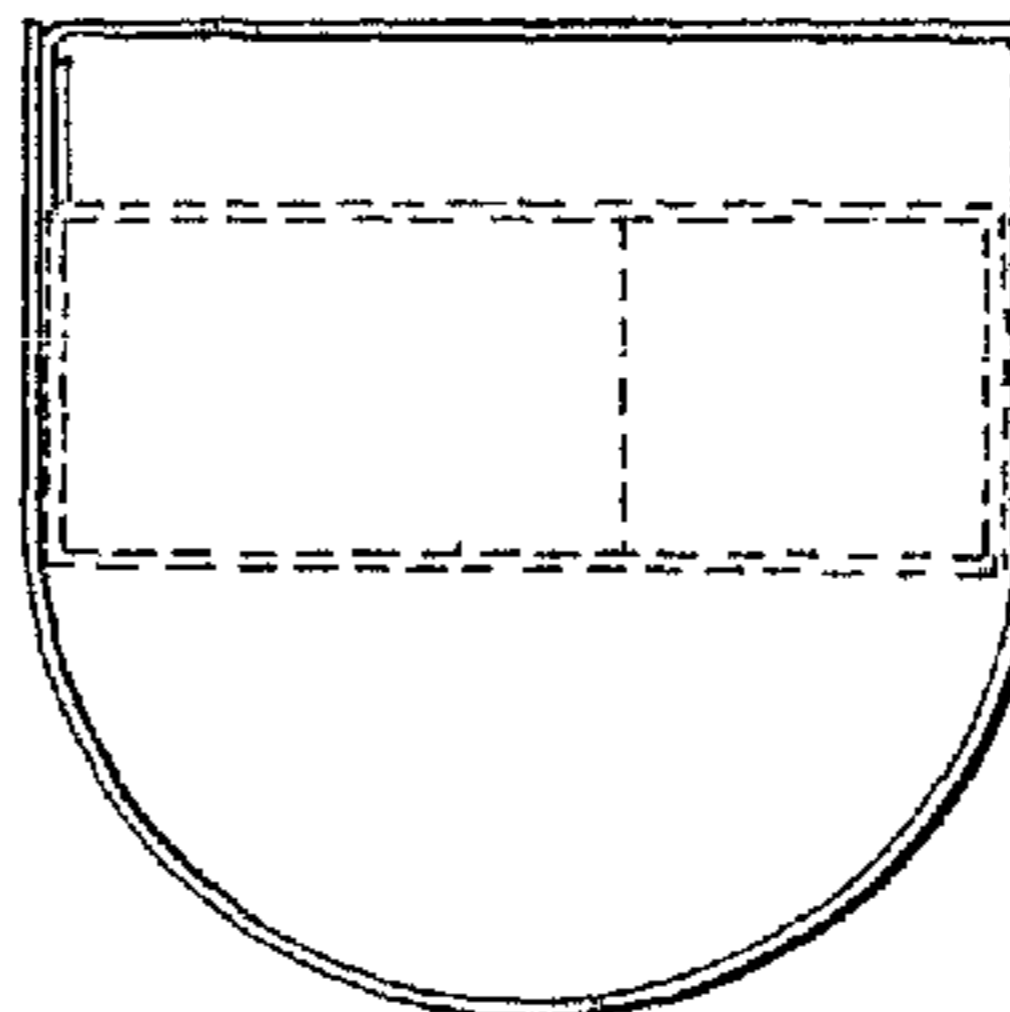

FIG. 4 is a rear elevational view thereof.

FIG. 5 is a top plan view thereof; and,

FIG. 6 is a bottom plan view thereof.

The broken lines shown represent unclaimed subject matter and form no part of the claimed design.

1 Claim, 3 Drawing Sheets






FIG. 1




FIG. 2




FIG. 3




FIG. 4

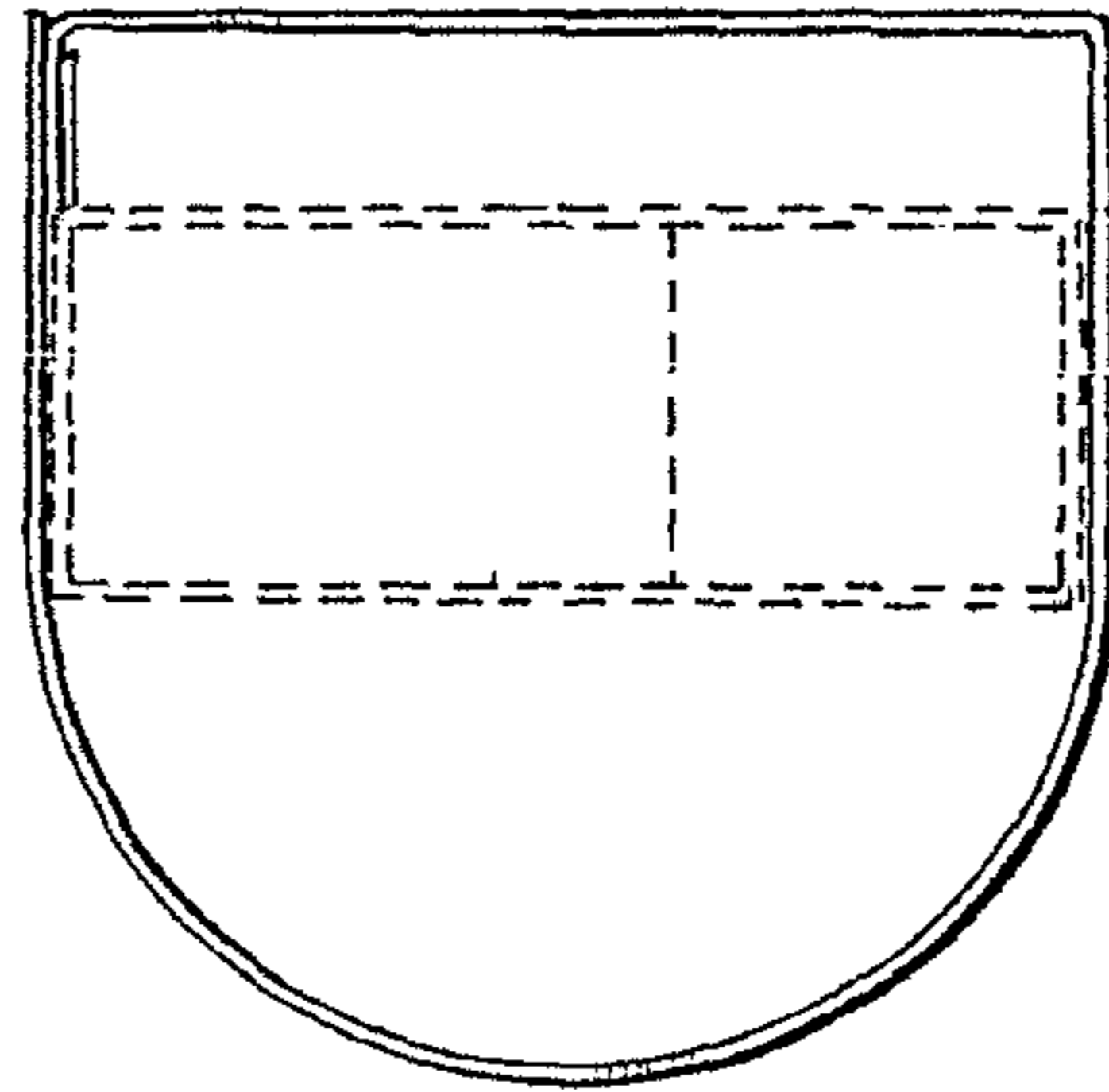


FIG. 5

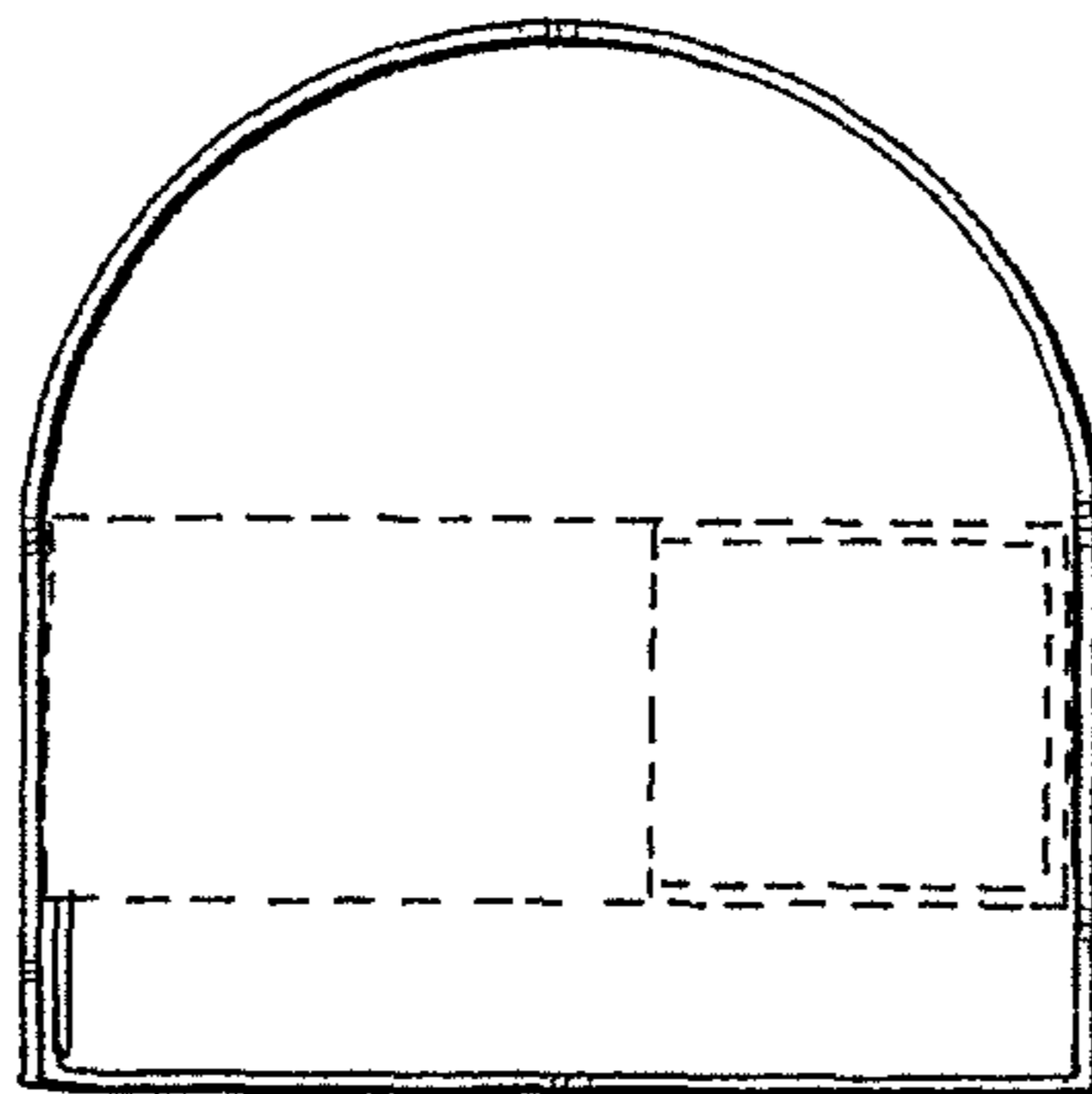


FIG. 6