



US00D719008S

(12) **United States Design Patent**
Han

(10) **Patent No.:** **US D719,008 S**

(45) **Date of Patent:** **** Dec. 9, 2014**

(54) **CABINET HANDLE**

(71) Applicant: **Hardware Resources, Inc.**, Bossier
City, LA (US)

(72) Inventor: **Kukjin Han**, High Point, NC (US)

(73) Assignee: **Hardware Resources, Inc.**, Bossier
City, LA (US)

(**) Term: **14 Years**

(21) Appl. No.: **29/470,110**

(22) Filed: **Oct. 17, 2013**

(51) **LOC (10) Cl.** **08-06**

(52) **U.S. Cl.**
USPC **D8/315**

(58) **Field of Classification Search**
USPC D8/300, 302, 305, 311–321, DIG. 1,
D8/DIG. 2, DIG. 10; D7/393, 394; D3/318;
D6/549, 524, 533, 550; D23/250–254,
D23/303, 305; D15/89; 292/347, 336.3;
211/16, 182; 220/752–754; 16/441,
16/118, 110 R, 111 R, DIG. 19, DIG. 30,
16/110.1, 412, 414–420, 443–446

See application file for complete search history.

(56) **References Cited**

U.S. PATENT DOCUMENTS

D169,414 S *	4/1953	Budai	D8/319
D399,406 S *	10/1998	Decursu et al.	D8/317
D403,230 S *	12/1998	Ziemer et al.	D8/317
D530,590 S *	10/2006	Singtoroj et al.	D8/302
D551,056 S *	9/2007	Ricereto	D8/317
D571,184 S *	6/2008	Ricereto	D8/316
D598,269 S *	8/2009	Hanes	D8/317
D679,985 S *	4/2013	Ramsland et al.	D8/317

* cited by examiner

Primary Examiner — Mark Goodwin

(74) *Attorney, Agent, or Firm* — Schultz & Associates, P.C.

(57) **CLAIM**

The ornamental design for a cabinet handle, as shown and described.

DESCRIPTION

FIG. 1 is a perspective view of a cabinet handle showing my new design;

FIG. 2 is a side elevation view thereof;

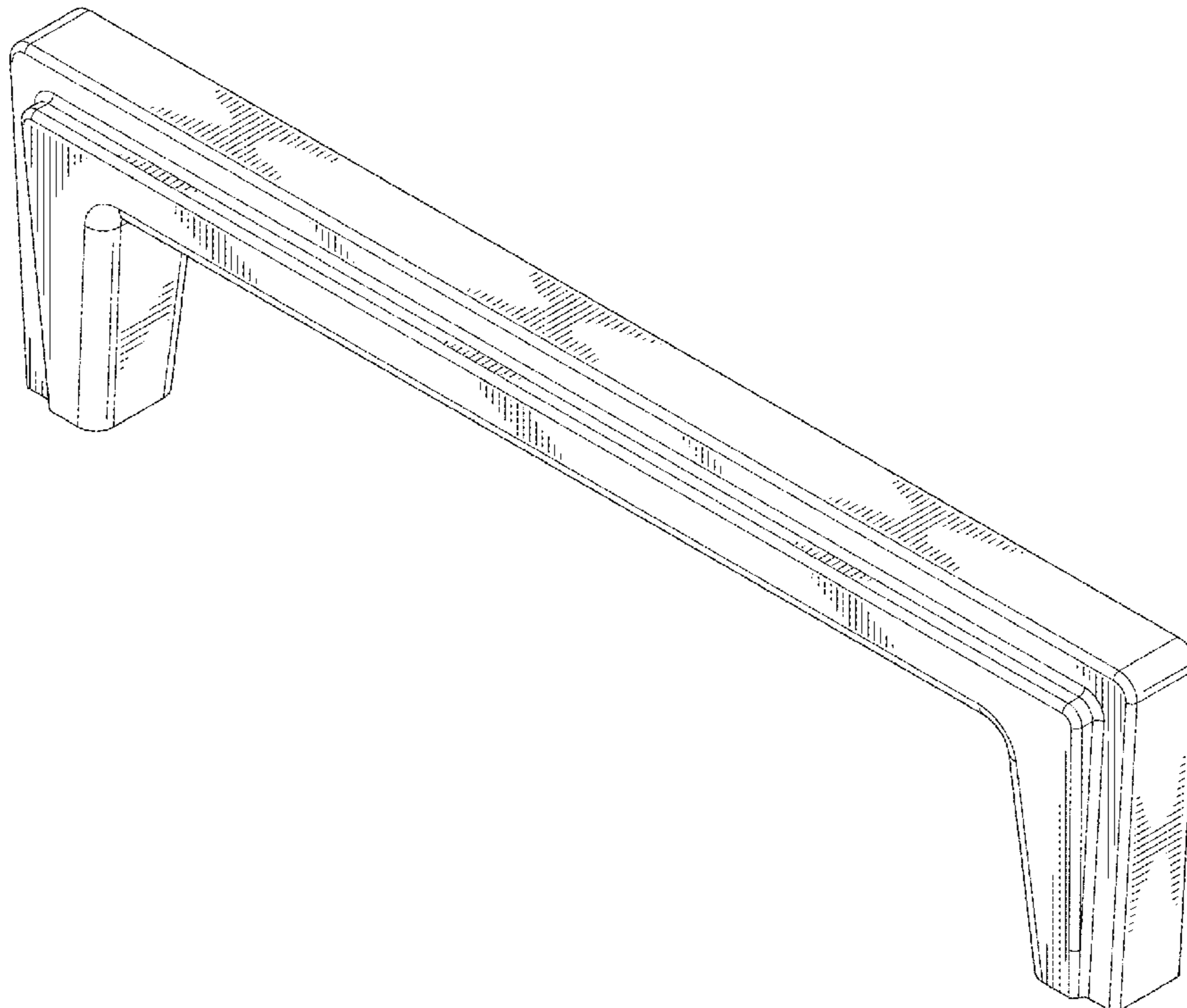
FIG. 3 is a side elevation view thereof;

FIG. 4 is a top plan view thereof; and,

FIG. 5 is a bottom plan view thereof.

The broken lines shown represent unclaimed subject matter and form no part of the claimed design.

1 Claim, 3 Drawing Sheets



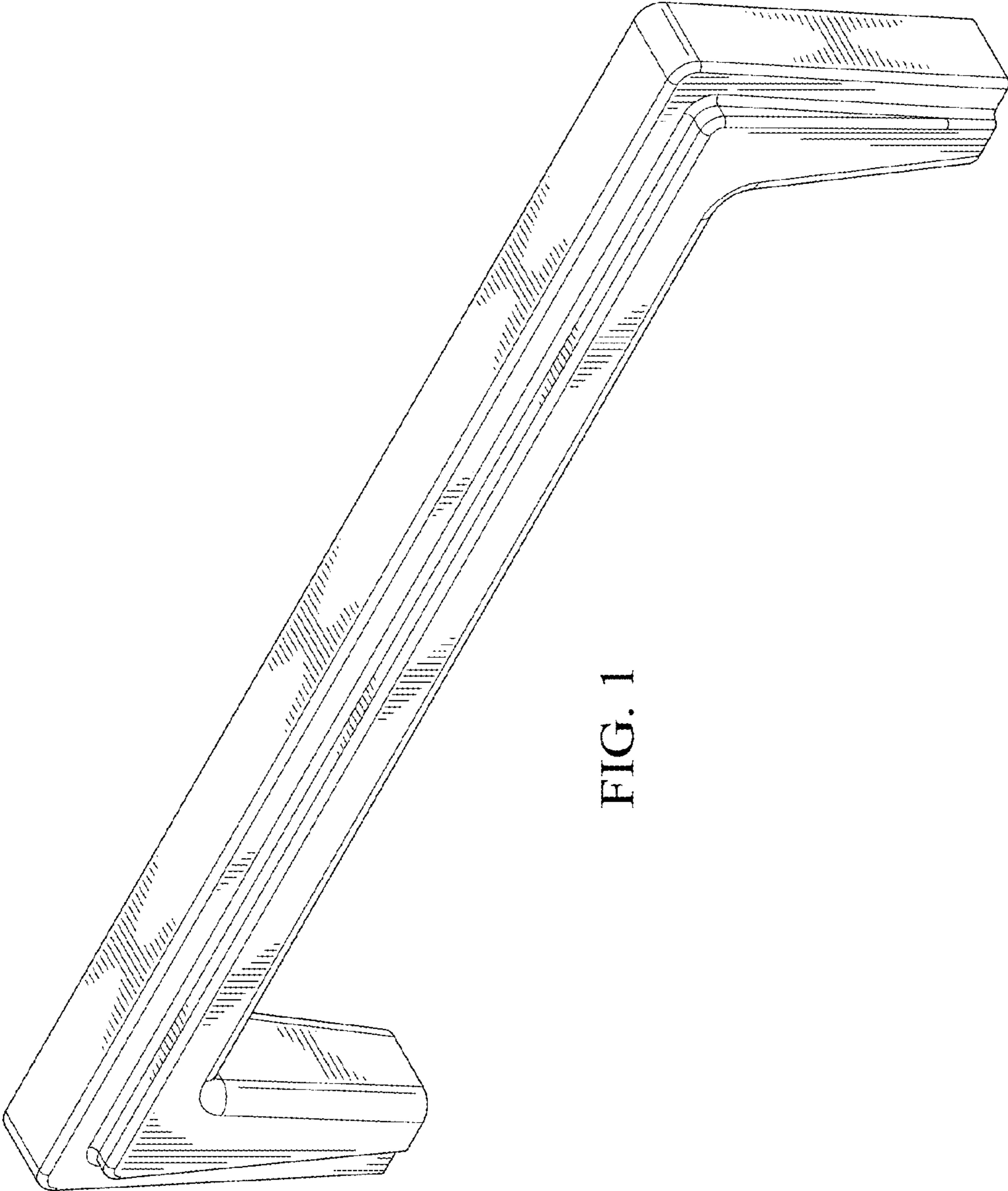


FIG. 1

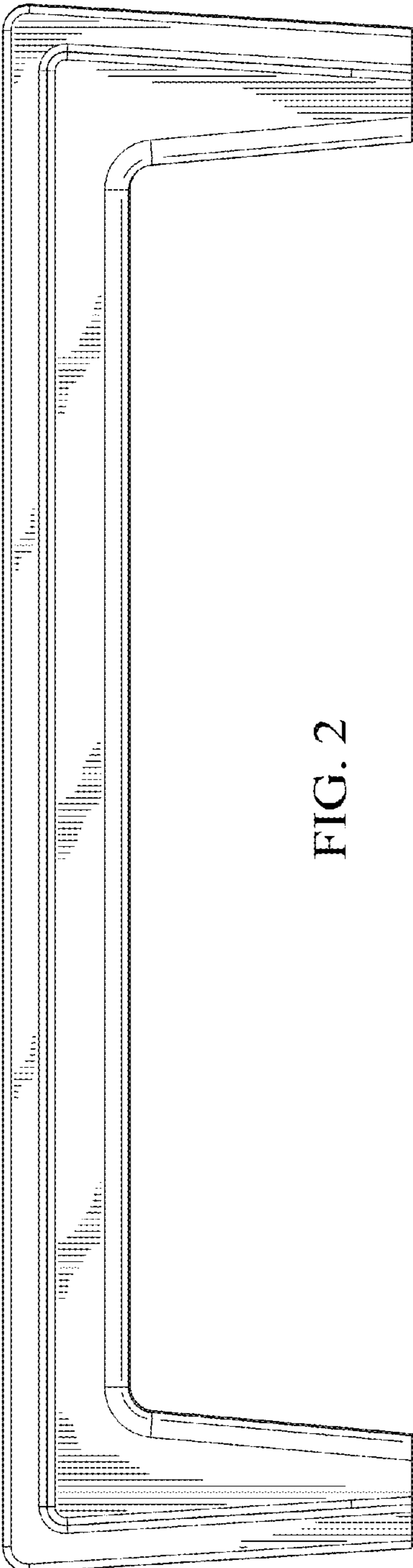


FIG. 2

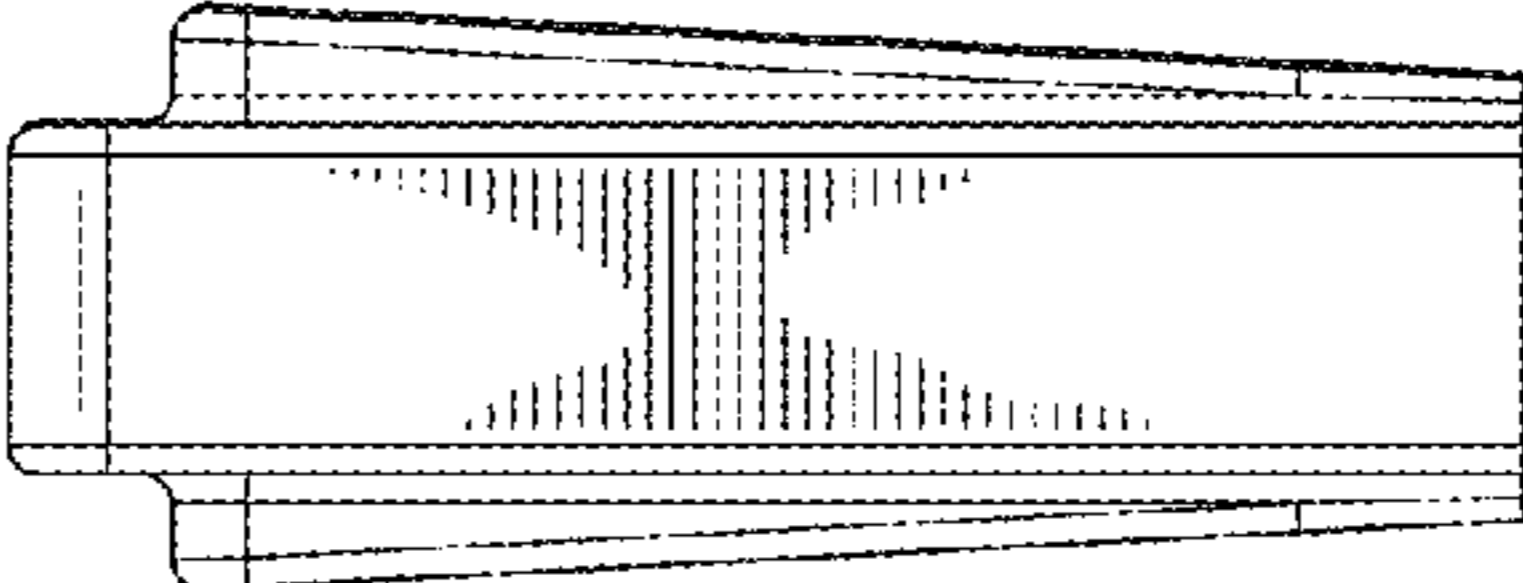


FIG. 3

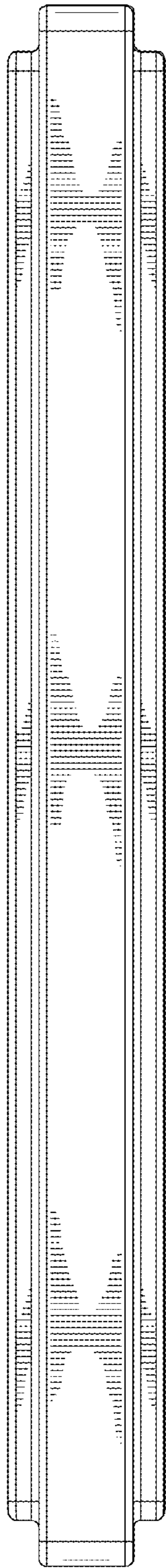


FIG. 4




FIG. 5