



US00D718996S

(12) **United States Design Patent**
Robinson

(10) **Patent No.:** **US D718,996 S**

(45) **Date of Patent:** **** Dec. 9, 2014**

(54) **WRENCH**

(71) Applicant: **Glenn Robinson**, Parkland, FL (US)

(72) Inventor: **Glenn Robinson**, Parkland, FL (US)

(73) Assignee: **IBT Holding LLC**, Deerfield Beach, FL (US)

(**) Term: **14 Years**

(21) Appl. No.: **29/463,918**

(22) Filed: **Apr. 7, 2014**

(51) **LOC (10) Cl.** **08-05**

(52) **U.S. Cl.**
USPC **D8/22**

(58) **Field of Classification Search**

USPC D8/17, 21-29, 354, 107; 81/60, 177.1, 81/177.85, 121.1, 124.3, 165-170, 110.1, 81/176.2, 124.6, 176.1, 176.15, 177.2, 81/186; 16/110.1; D15/144.1, 143; 219/75, 227, 229, 121.16, 121.18

See application file for complete search history.

(56) **References Cited**

U.S. PATENT DOCUMENTS

2,912,891 A * 11/1959 Neff 81/167
4,787,275 A * 11/1988 Colvin 81/77
D303,916 S * 10/1989 Colvin D8/22

D313,925 S * 1/1991 Cone D8/22
5,415,064 A * 5/1995 Chang 81/166
D390,764 S * 2/1998 Boyd et al. D8/22
D394,793 S * 6/1998 Ma D8/105
D409,462 S * 5/1999 Neff D8/22
6,240,814 B1 * 6/2001 Boyd et al. 81/170
6,334,373 B1 * 1/2002 Hsieh 81/60
7,197,966 B1 * 4/2007 Hsieh 81/177.9
D580,721 S * 11/2008 Chen D8/25
8,459,151 B2 * 6/2013 Wang et al. 81/63.2

* cited by examiner

Primary Examiner — Randall Gholson

(74) *Attorney, Agent, or Firm* — Dan DeLaRosa

(57) **CLAIM**

The ornamental design for a wrench, as shown and described.

DESCRIPTION

FIG. 1 is a front perspective view of the wrench of the present invention showing my new design;

FIG. 2 is a front side elevational view thereof;

FIG. 3 is a back side elevational view thereof;

FIG. 4 is a side elevational view thereof;

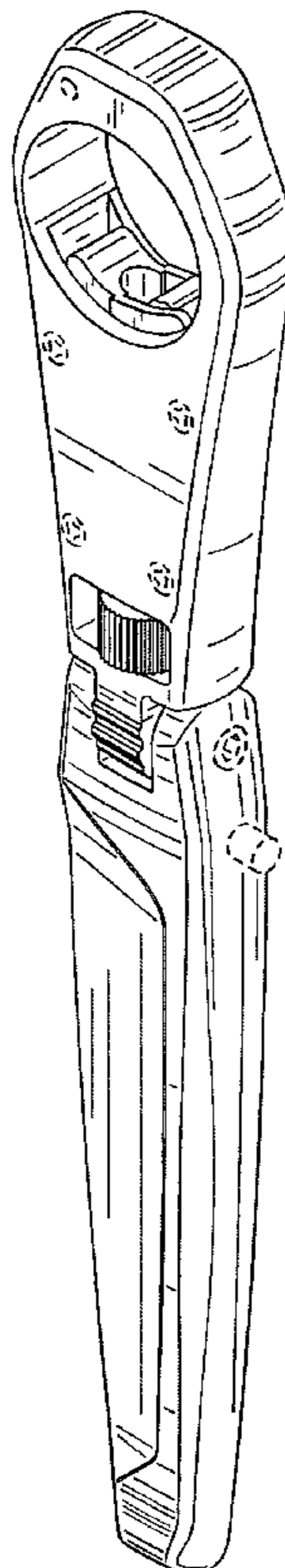
FIG. 5 is another side elevational view thereof;

FIG. 6 is a top plan view thereof; and,

FIG. 7 is a bottom plan view thereof.

The broken lines shown in the drawings show unclaimed subject matter only and form no part of the claimed design.

1 Claim, 4 Drawing Sheets



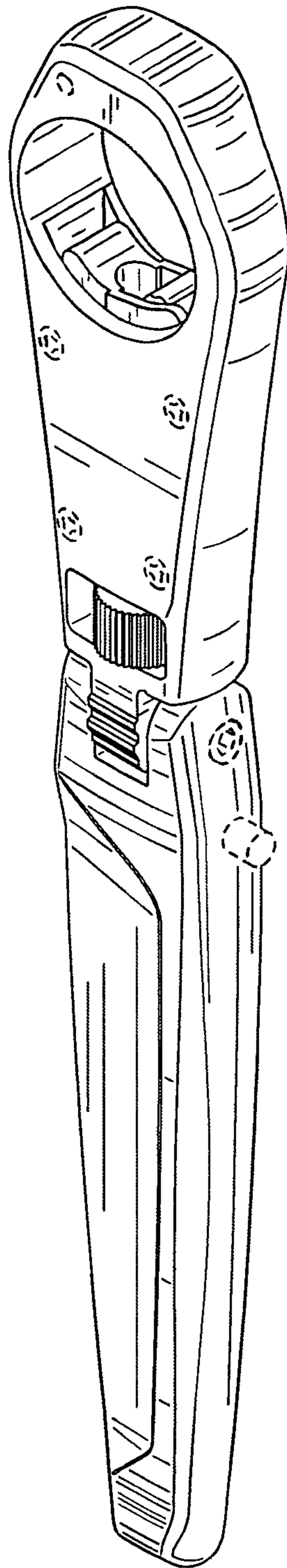


FIG. 1

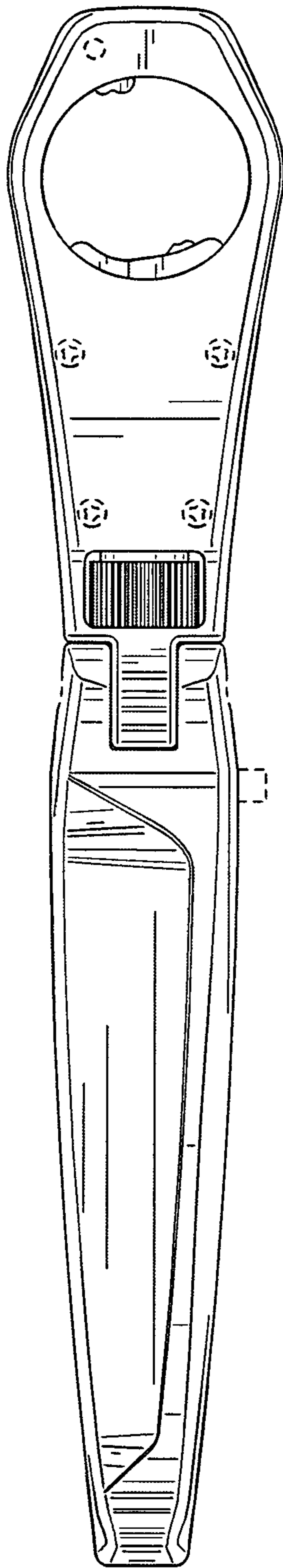


FIG. 2

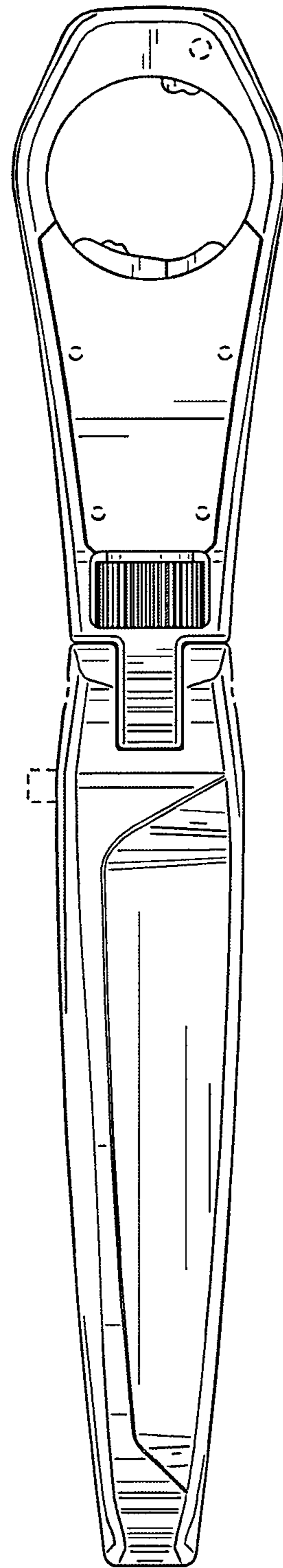


FIG. 3

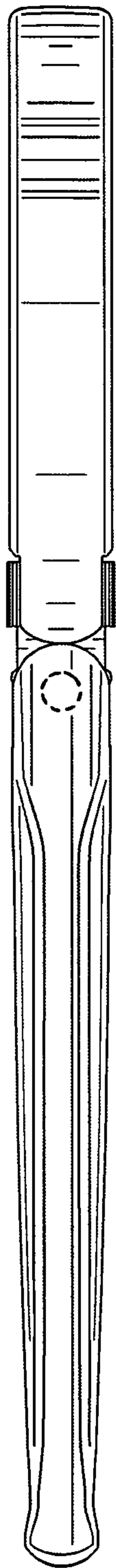


FIG. 4



FIG. 5

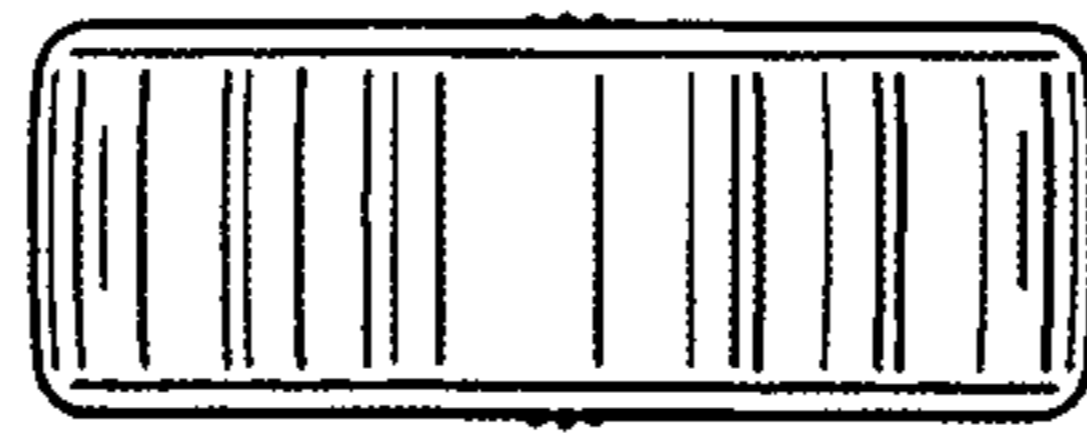


FIG. 6

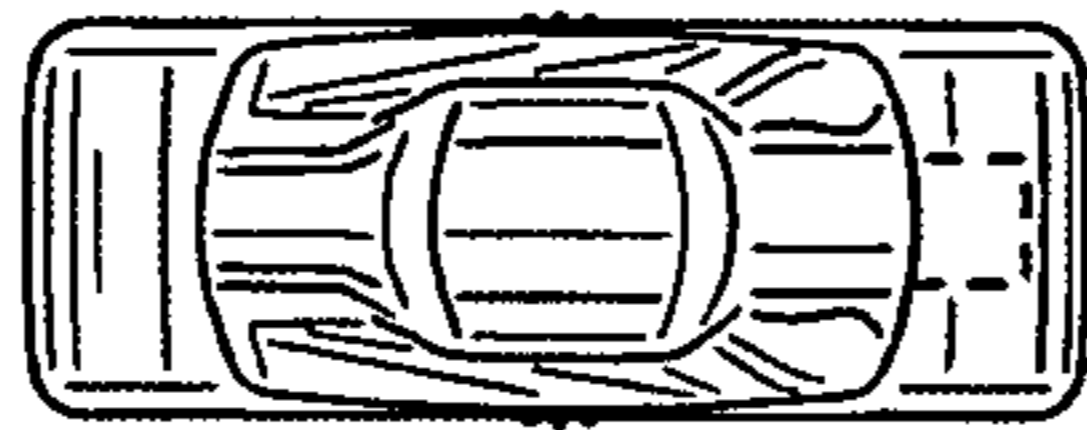


FIG. 7