



US00D718994S

(12) **United States Design Patent**  
**Darin et al.**

(10) **Patent No.:** **US D718,994 S**

(45) **Date of Patent:** **\*\* Dec. 9, 2014**

(54) **LIGHT BULB REMOVAL AND  
INSTALLATION TOOL**

(71) Applicants: **Hawk Darin**, Bothell, WA (US); **Hawk  
Diane**, Bothell, WA (US)

(72) Inventors: **Hawk Darin**, Bothell, WA (US); **Hawk  
Diane**, Bothell, WA (US)

(\*\*) Term: **14 Years**

(21) Appl. No.: **29/452,706**

(22) Filed: **Apr. 19, 2013**

(51) **LOC (10) Cl.** ..... **08-05**

(52) **U.S. Cl.**  
USPC ..... **D8/14**

(58) **Field of Classification Search**  
CPC ..... H01K 3/32; H01J 9/006; H01J 9/003;  
B25B 9/00; B25B 11/007  
USPC ..... D8/14; 81/53.11-53.12; 294/19.3, 99.1,  
294/100

See application file for complete search history.

(56) **References Cited**

**U.S. PATENT DOCUMENTS**

1,658,017	A *	1/1928	Grinnell	81/53.11
4,314,723	A *	2/1982	Vermillion	81/53.11
4,663,996	A *	5/1987	Grudgfield et al.	81/53.11
D310,949	S *	10/1990	Hotchkiss et al.	D8/14
5,103,695	A *	4/1992	Dolle et al.	81/53.11
5,317,939	A *	6/1994	Marinescu	81/53.11

D389,709	S *	1/1998	Cirincione	D8/14
5,809,850	A *	9/1998	Tickner	81/53.11
D422,193	S *	4/2000	Walker	D8/107
6,572,166	B2 *	6/2003	Cash	294/19.2
D484,013	S *	12/2003	Alverson, Jr.	D8/14
6,976,407	B1 *	12/2005	Desaulniers	81/53.11
7,223,011	B2 *	5/2007	Wright	362/647
D610,887	S *	3/2010	Vivatvanit	D8/14
D636,645	S *	4/2011	Bell	D8/14
D673,826	S *	1/2013	Koiwa	D8/14
8,646,362	B2 *	2/2014	Schildmeier	81/53.11

\* cited by examiner

*Primary Examiner* — Philip S Hyder

*Assistant Examiner* — Roselynnne Cody

(74) *Attorney, Agent, or Firm* — Gulf Coast Intellectual  
Property Group


(57) **CLAIM**

The ornamental design for a light bulb removal and installation tool, as shown and described.

**DESCRIPTION**

FIG. 1 is a left side of the present invention, and FIG. 2 is a right side view of the present invention, and FIG. 3 is a bottom view of the present invention; and FIG. 4 is a top side view of the present invention; and, FIG. 5 is a perspective view of the present invention, wherein the dotted lines illustrate use and environment forming no part of the claimed design.

**1 Claim, 3 Drawing Sheets**



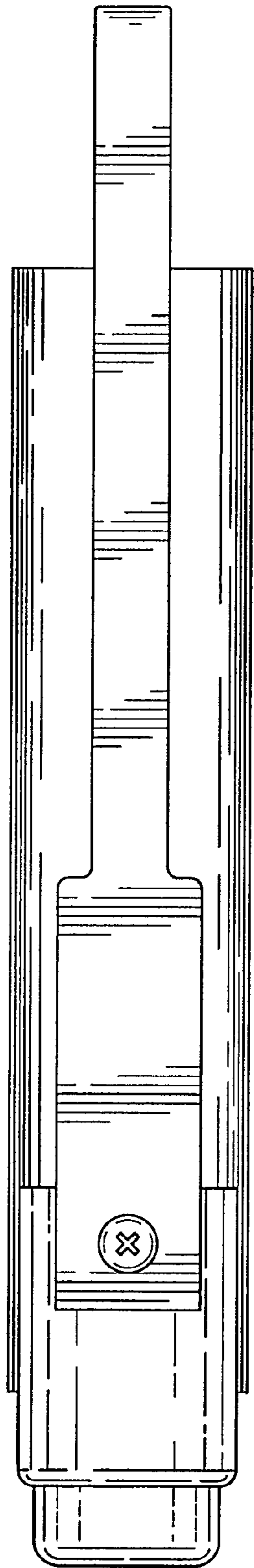


FIG. 1




FIG. 2

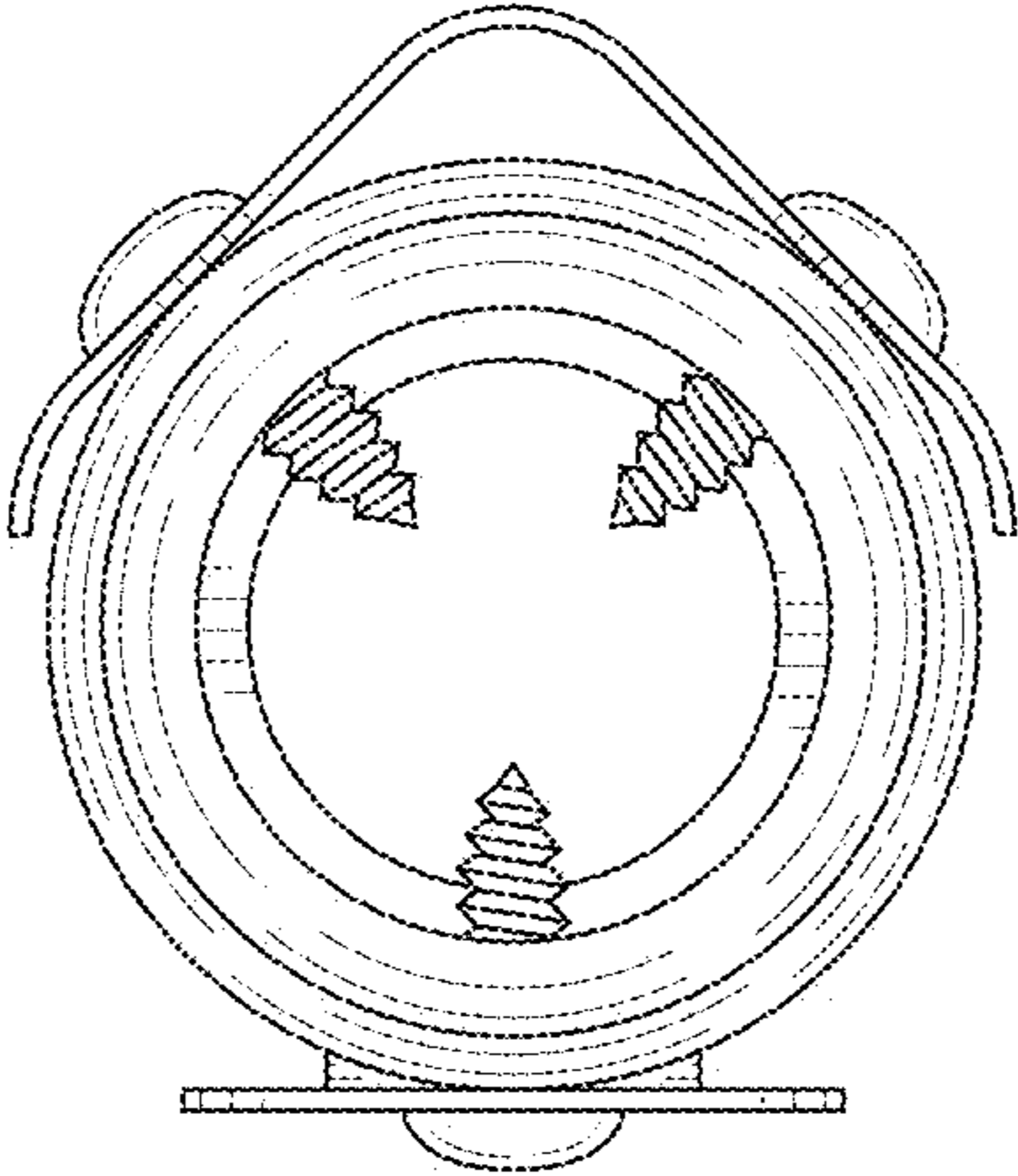


FIG. 3

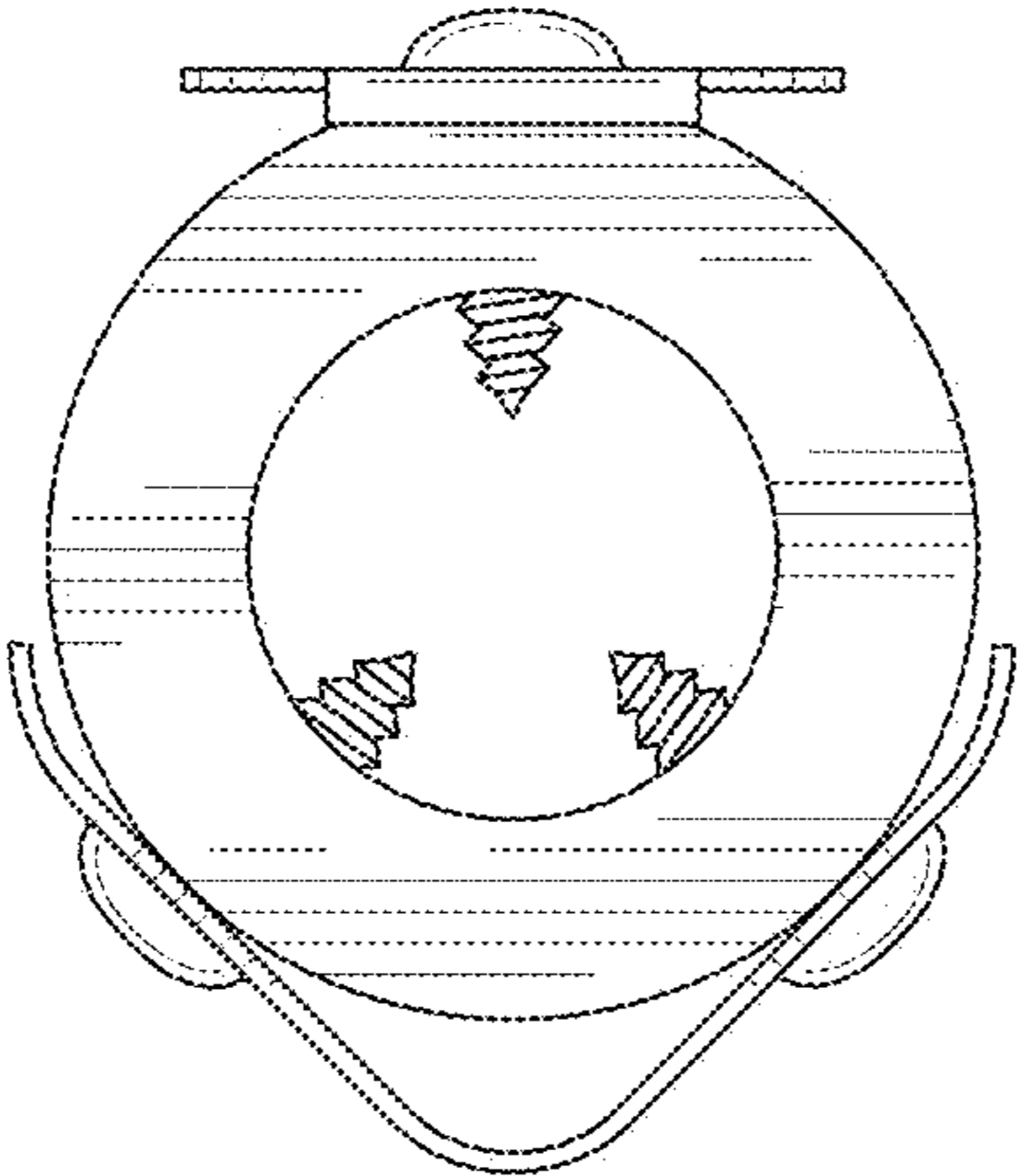



FIG. 4



**FIG. 5**