



US00D718957S

(12) **United States Design Patent**
Helser

(10) **Patent No.:** **US D718,957 S**

(45) **Date of Patent:** **** Dec. 9, 2014**

(54) **TV BENCH**

(71) Applicant: **Chris Helser**, Surrey (CA)

(72) Inventor: **Chris Helser**, Surrey (CA)

(73) Assignee: **Corporate Images Holdings Ltd.**,
Surrey, British Columbia (CA)

(**) Term: **14 Years**

(21) Appl. No.: **29/498,190**

(22) Filed: **Jul. 31, 2014**

(51) **LOC (10) Cl.** **06-04**

(52) **U.S. Cl.**
USPC **D6/661**

(58) **Field of Classification Search**
CPC A47B 81/06; A47B 17/04; A47B 83/00;
A47B 47/03; A47F 5/0807; A47F 3/005;
A47F 3/00
USPC D6/657, 660, 661, 662, 662.1, 671.1;
312/7.2, 9.1, 114, 138.1, 204, 237,
312/257.1

See application file for complete search history.

(56) **References Cited**

U.S. PATENT DOCUMENTS

D193,516 S *	9/1962	Deaton	D6/657
D398,788 S *	9/1998	Schubert	D6/661
D559,585 S *	1/2008	Lara	D6/657
D587,484 S *	3/2009	Domack et al.	D6/661
D630,453 S *	1/2011	Rafieha	D6/661
D632,902 S *	2/2011	Rafieha	D6/661
D663,138 S *	7/2012	Andersen et al.	D6/661

* cited by examiner

Primary Examiner — Mimosa De

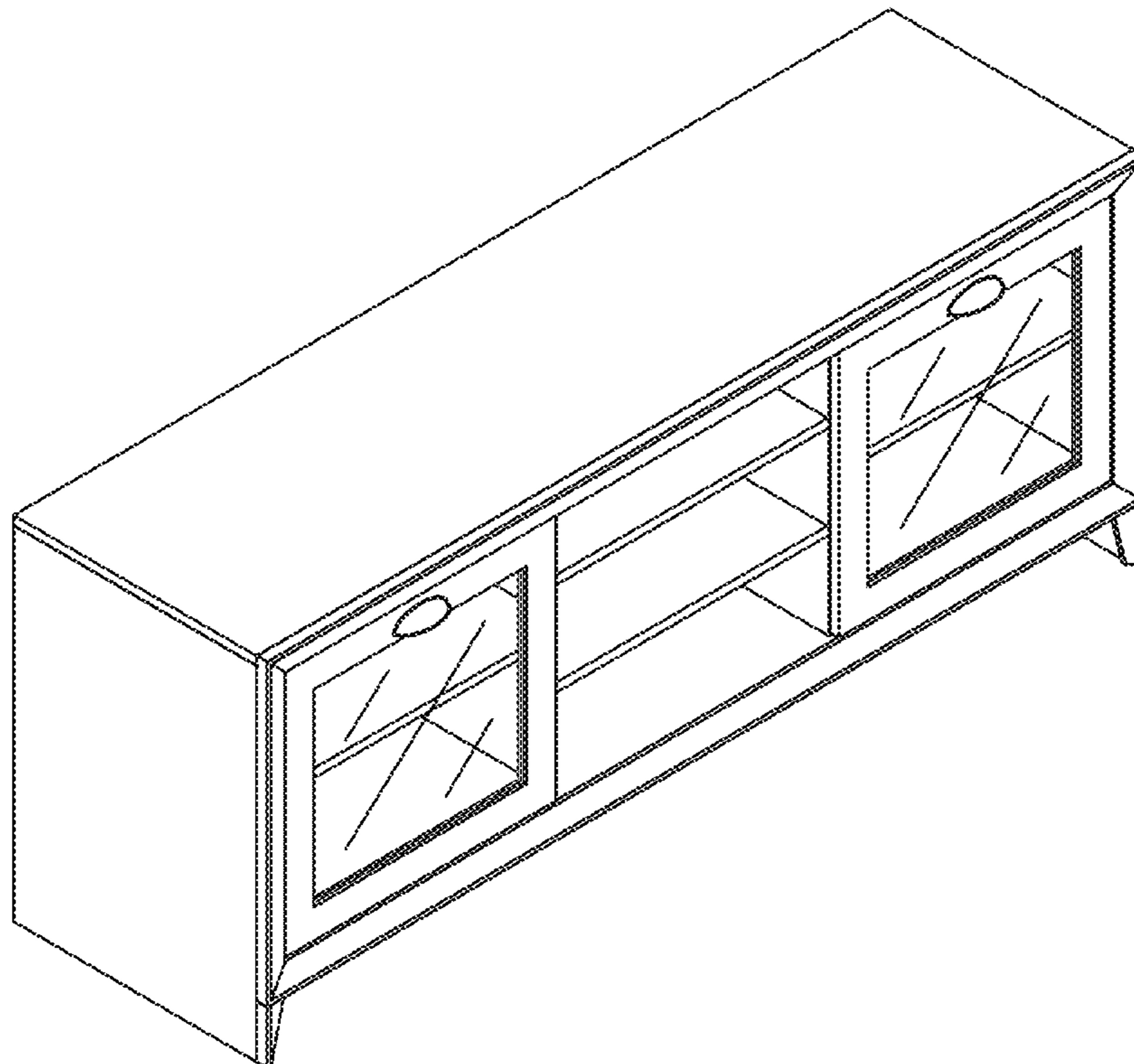
(57) **CLAIM**

The ornamental design for a TV bench, as shown and described.

DESCRIPTION

FIG. 1 is a front view of a TV bench showing my new design;
FIG. 2 is a rear view thereof;
FIG. 3 is a top view thereof;
FIG. 4 is a bottom, view thereof;
FIG. 5 is a left side view thereof;
FIG. 6 is a right side view thereof; and,
FIG. 7 is a perspective view thereof.

1 Claim, 4 Drawing Sheets



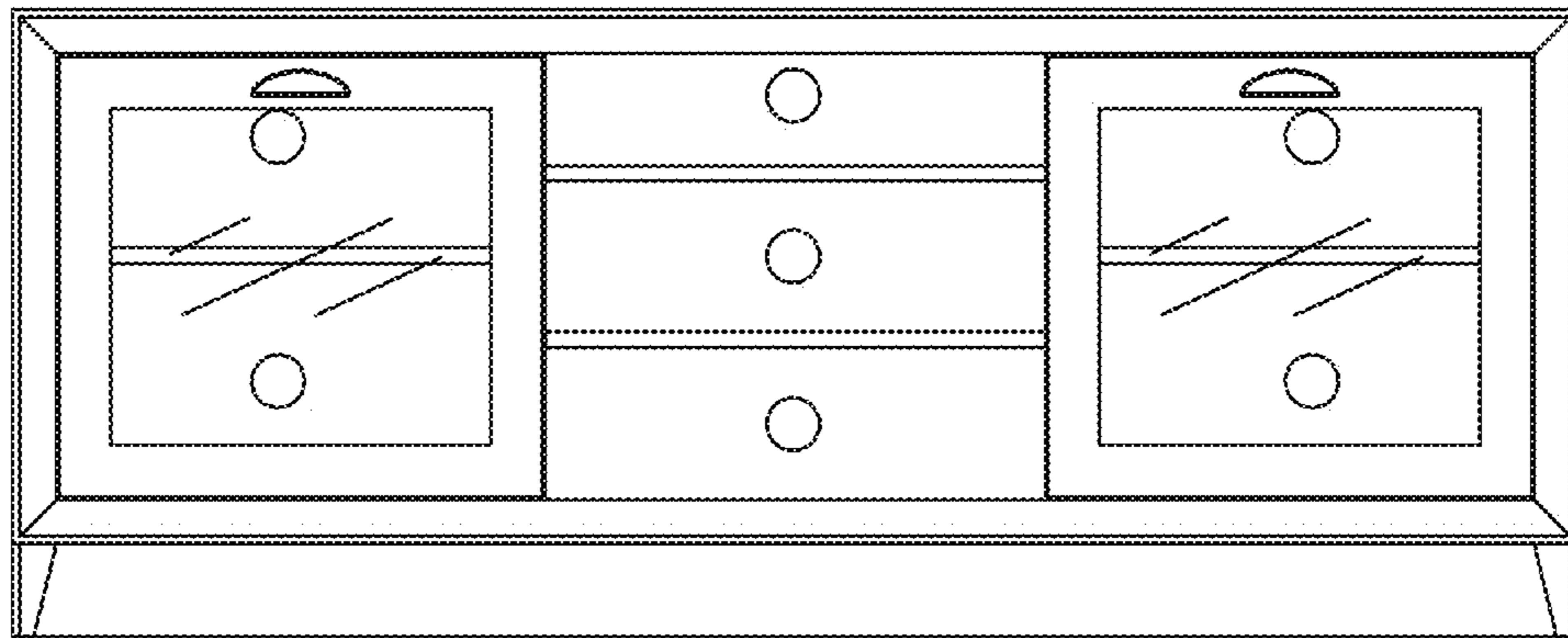


Fig. 1

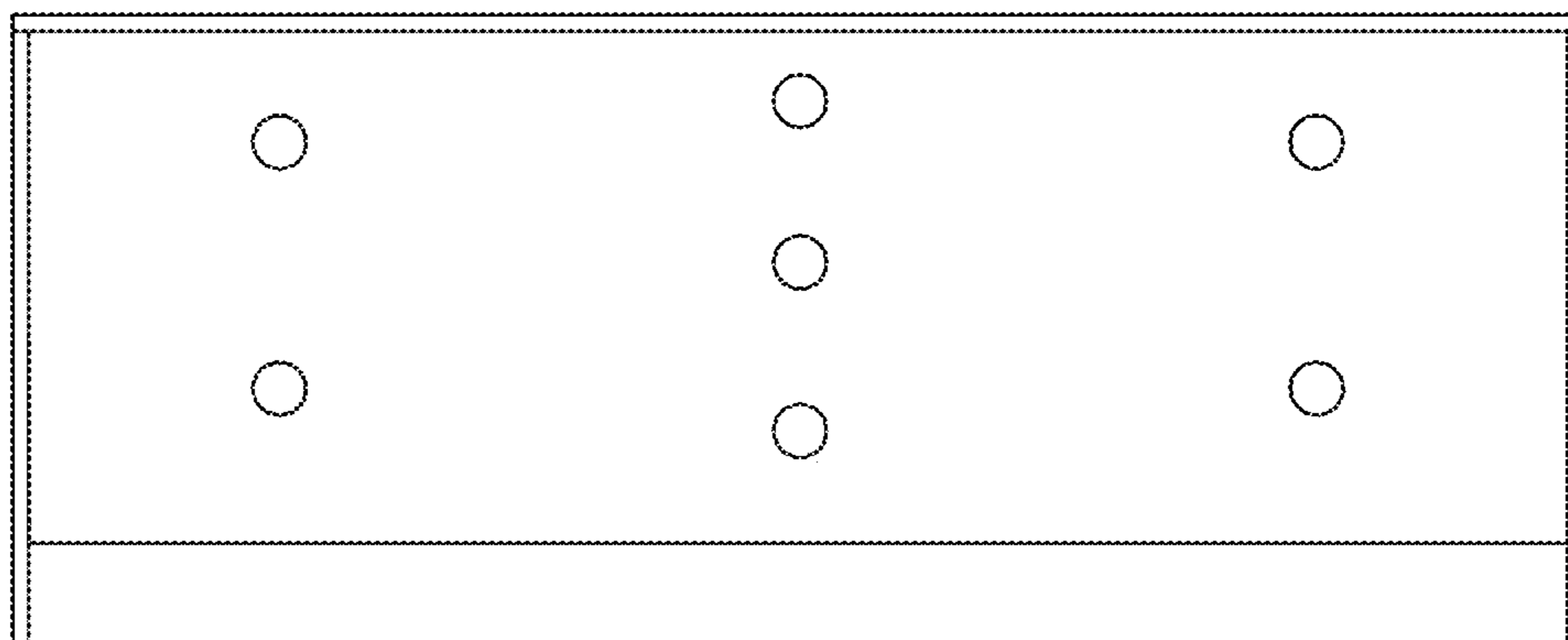


Fig. 2




Fig. 3




Fig. 4




Fig. 5




Fig. 6

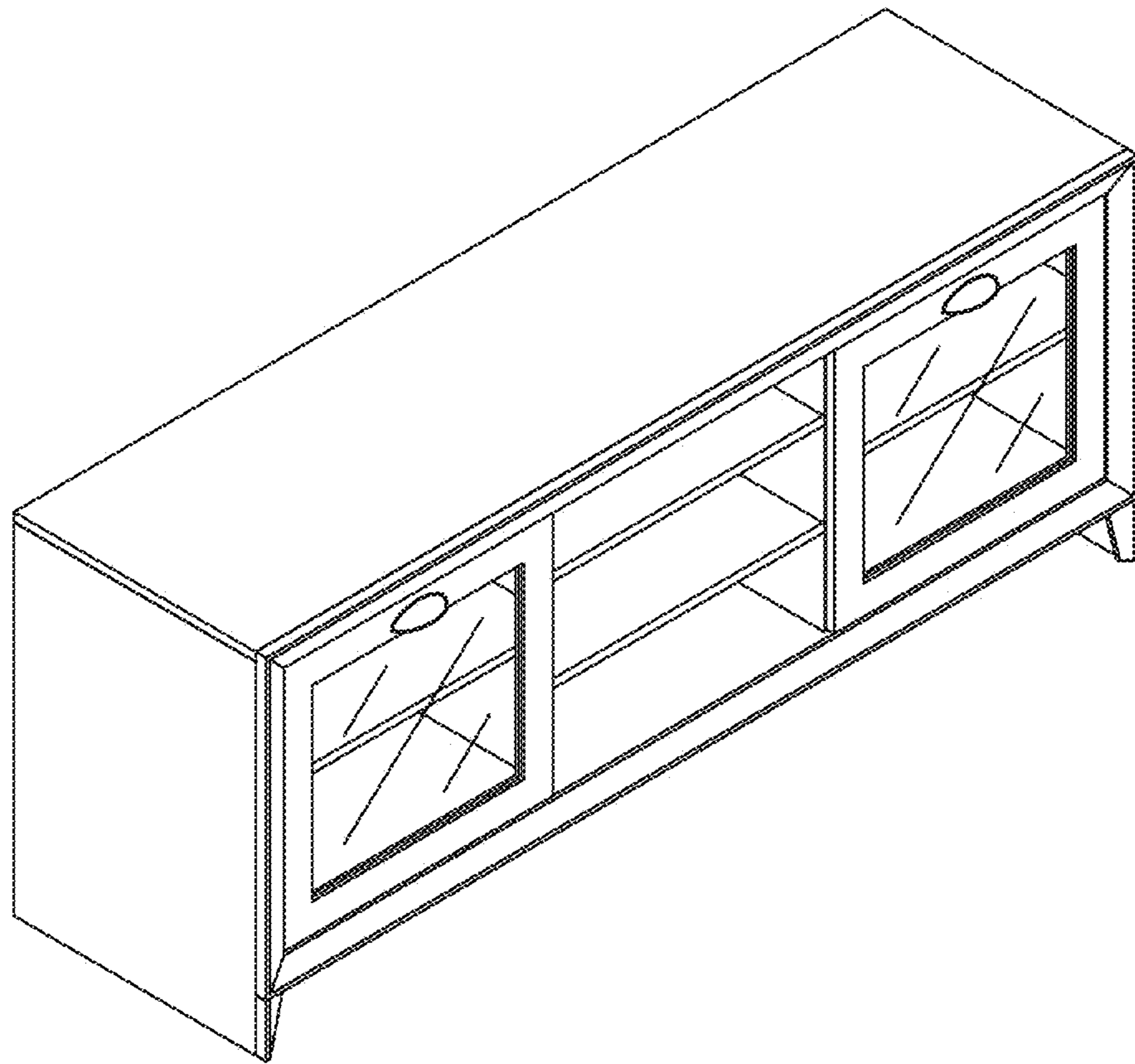


Fig. 7