



US00D718936S

(12) **United States Design Patent**
Sanz et al.

(10) **Patent No.:** **US D718,936 S**
(45) **Date of Patent:** **** Dec. 9, 2014**

(54) **WHEEL SKID FOR LUGGAGE**
(71) Applicant: **Tumi Inc.**, South Plainfield, NJ (US)
(72) Inventors: **Victor Sanz**, Whitehouse Station, NJ (US); **Paul V. Scicluna**, Penndel, PA (US)
(73) Assignee: **Tumi Inc.**, South Plainfield, NJ (US)
(**) Term: **14 Years**

(21) Appl. No.: **29/458,918**
(22) Filed: **Jun. 24, 2013**
(51) **LOC (10) Cl.** **03-01**
(52) **U.S. Cl.**
USPC **D3/318**
(58) **Field of Classification Search**
CPC .. A45C 5/14; A45C 13/385; A45C 2005/148;
B60B 2200/45
USPC D3/273, 276, 279, 283, 284, 285, 289,
D3/301, 318, 319, 321, 902; 190/18 A,
190/100, 103, 104, 107, 109, 111-115, 116,
190/119; D8/375; 16/18 R, 113.1, 114.1, 45
See application file for complete search history.

(56) **References Cited**

U.S. PATENT DOCUMENTS

D421,338 S *	3/2000	Moon	D3/318
D425,705 S *	5/2000	Santy et al.	D3/318
D430,792 S *	9/2000	Wang	D8/375
6,193,324 B1 *	2/2001	Chang	301/111.05
D438,382 S *	3/2001	Chang	D3/321
D439,410 S *	3/2001	Chang	D3/318
D484,028 S *	12/2003	Moon	D8/375
D485,681 S *	1/2004	Fenton et al.	D3/279
D491,365 S *	6/2004	Proot	D3/318
D513,560 S *	1/2006	Neumann	D3/318

D518,295 S *	4/2006	Fenton	D3/321
D539,543 S *	4/2007	Wu	D3/318
D572,577 S *	7/2008	Hatton	D8/375
D575,512 S *	8/2008	Moon	D3/318
D575,957 S *	9/2008	Scicluna et al.	D3/318
D576,407 S *	9/2008	Moon	D3/318
D581,161 S *	11/2008	Tong	D3/318
D582,678 S *	12/2008	Rekuc et al.	D3/318
D590,595 S *	4/2009	Chu et al.	D3/279
D596,400 S *	7/2009	Chu et al.	D3/318
D601,342 S *	10/2009	Choi	D3/279
D619,365 S *	7/2010	Chu et al.	D3/318
2003/0178888 A1 *	9/2003	Chang	301/108.3

* cited by examiner

Primary Examiner — Ian Simmons

Assistant Examiner — Lilyana Bekic

(74) *Attorney, Agent, or Firm* — Lando & Anastasi, LLP;
John N. Anastasi; William J. Seymour

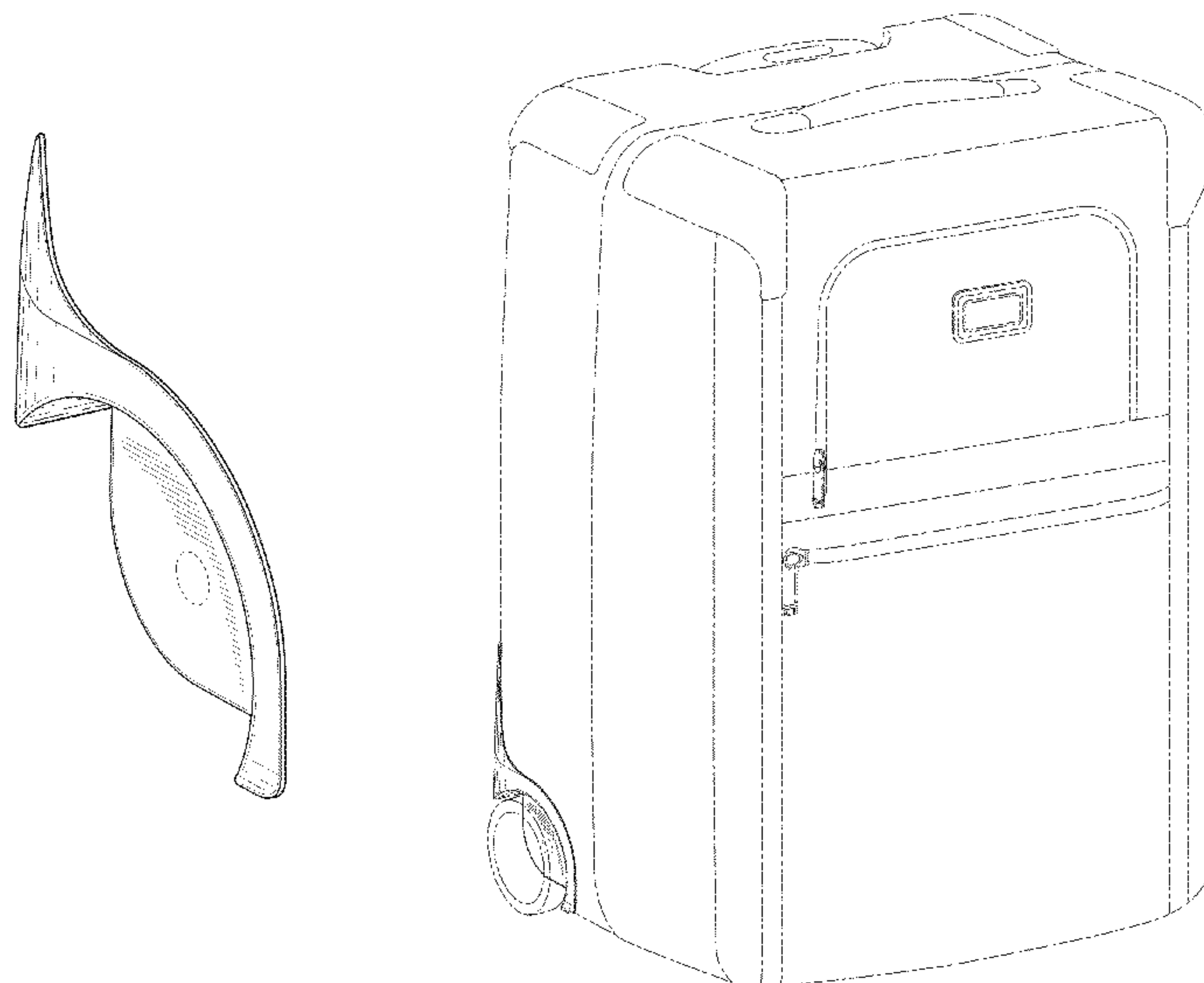
(57) **CLAIM**

What is claimed is the ornamental design for a wheel skid for luggage, as shown and described.

DESCRIPTION

FIG. 1 depicts a side perspective view of a wheel skid for luggage, showing the novel design;
FIG. 2 depicts a side view of a wheel skid for luggage, showing the novel design;
FIG. 3 depicts a front view of a wheel skid for luggage, showing the novel design;
FIG. 4 depicts a bottom view of a wheel skid for luggage, showing the novel design; and,
FIG. 5 depicts a perspective view of a wheel skid for luggage, showing the novel design.
The broken line showing of the luggage and wheel in FIG. 5 illustrates the environment of the claimed design and forms no part thereof.

1 Claim, 3 Drawing Sheets



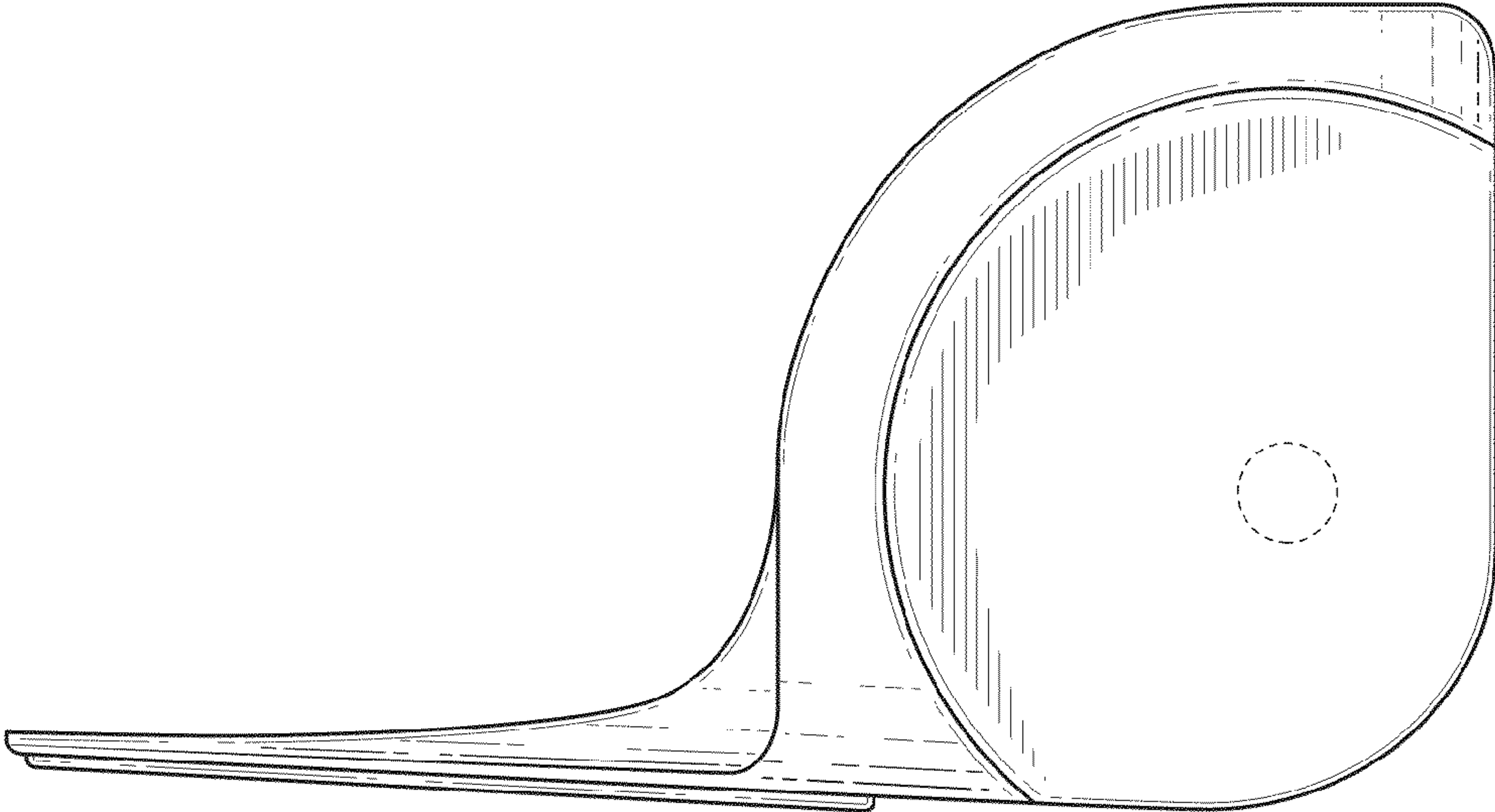


FIG. 2

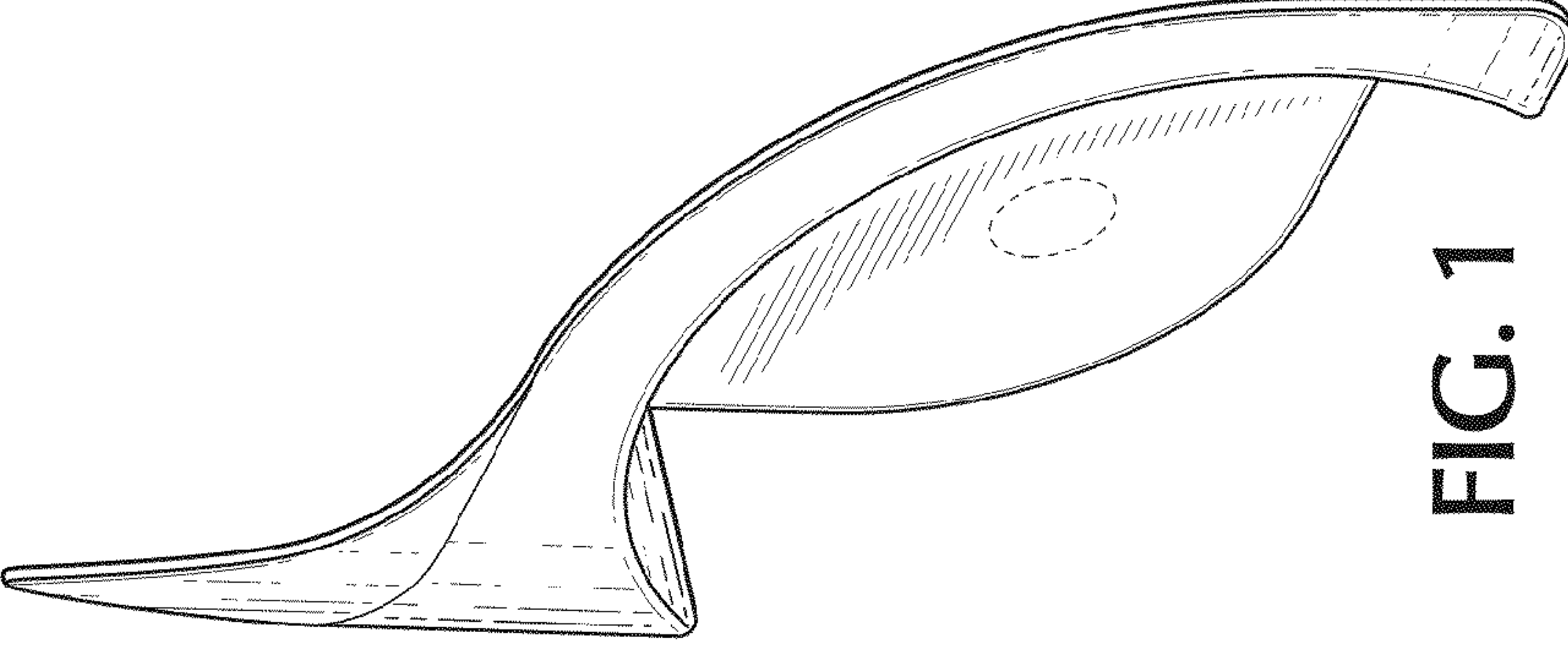


FIG. 1

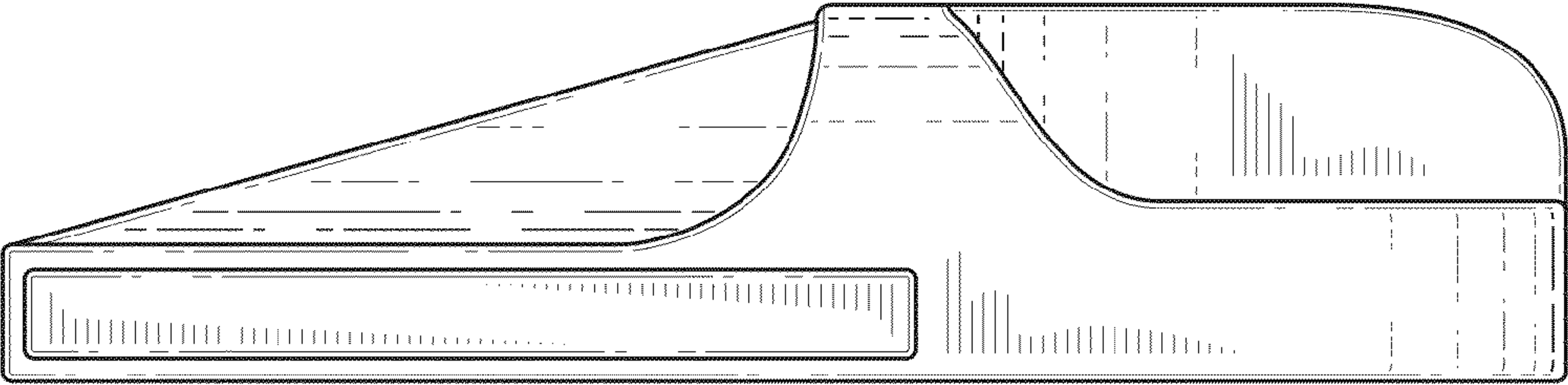


FIG. 3




FIG. 4

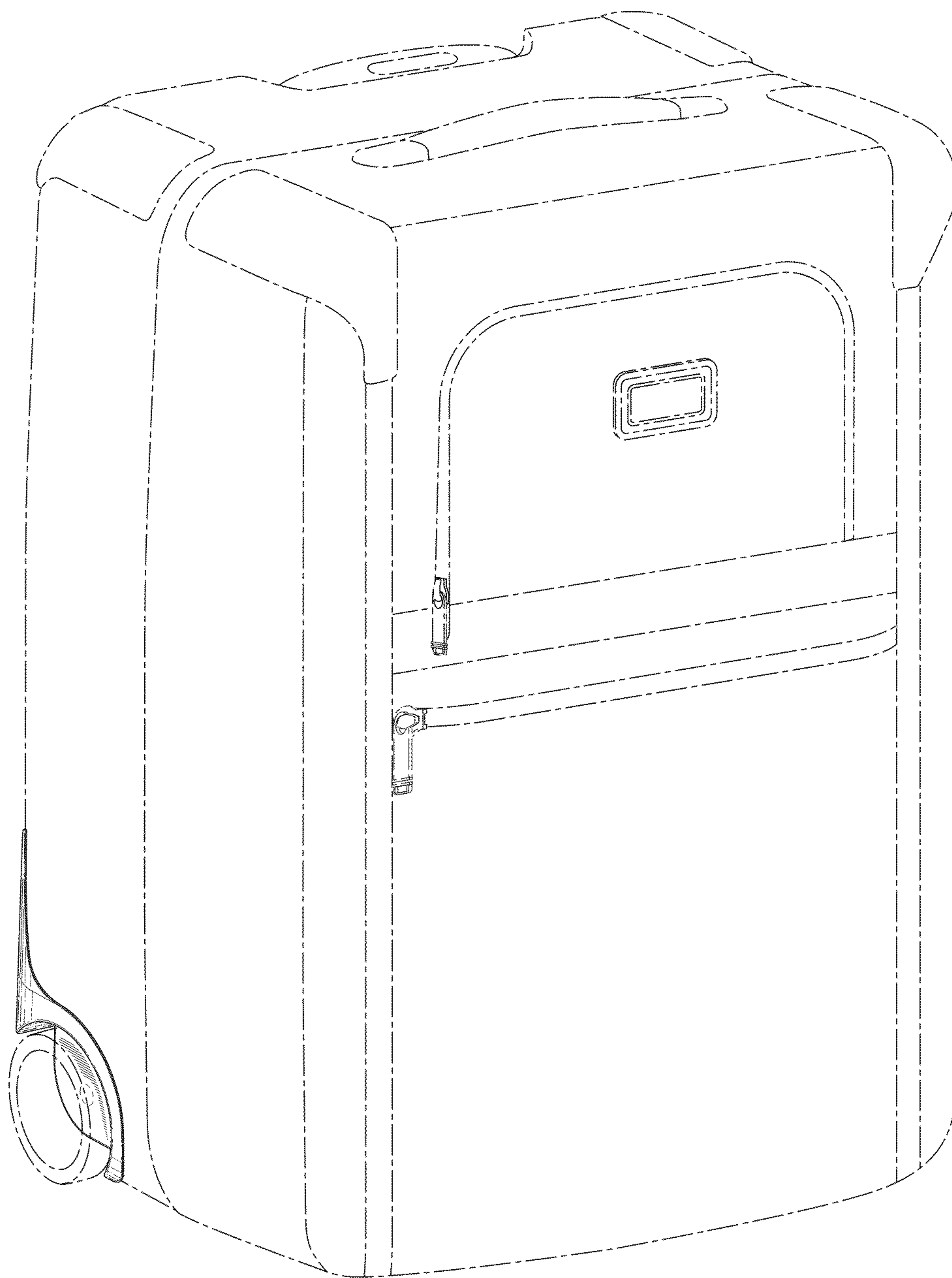


FIG. 5