



US00D718935S

(12) **United States Design Patent**  
**Hyzdu**

(10) **Patent No.:** **US D718,935 S**

(45) **Date of Patent:** **\*\* Dec. 9, 2014**

(54) **WEARABLE POCKET**

(71) Applicant: **Julie Hyzdu**, Mesa, AZ (US)

(72) Inventor: **Julie Hyzdu**, Mesa, AZ (US)

(\*\*) Term: **14 Years**

(21) Appl. No.: **29/457,300**

(22) Filed: **Jun. 8, 2013**

(51) **LOC (10) Cl.** ..... **03-01**

(52) **U.S. Cl.**  
USPC ..... **D3/303**

(58) **Field of Classification Search**  
USPC ..... D3/303, 323, 245, 232-233, 226, 224,  
D3/215, 203.5-203.7; 224/191, 195, 240,  
224/676, 682  
See application file for complete search history.

(56) **References Cited**

**U.S. PATENT DOCUMENTS**

2,055,405	A *	9/1936	Flint	383/33
3,854,639	A *	12/1974	Genchi	224/234
D265,149	S *	6/1982	Romano	D3/319
D288,743	S *	3/1987	Taylor	D3/226
D344,407	S *	2/1994	Derrickson	D3/303
D378,685	S *	4/1997	French et al.	D19/33
D425,303	S *	5/2000	Klonowski	D3/303
6,435,392	B1 *	8/2002	Kennedy	224/680
6,568,574	B2 *	5/2003	Jones et al.	224/222
D485,982	S *	2/2004	Merkel et al.	D3/226
D522,750	S *	6/2006	Girod	D3/303
D595,052	S *	6/2009	Rohrbach et al.	D3/269
D623,852	S *	9/2010	Kroll	D3/226
D644,881	S *	9/2011	van Wijk et al.	D7/601
D679,093	S *	4/2013	Harris	D3/303
D679,499	S *	4/2013	Harris	D3/303
D691,369	S *	10/2013	Holzschuh	D3/222
D694,007	S *	11/2013	D'Amore et al.	D3/247
D694,009	S *	11/2013	D'Amore et al.	D3/249
2012/0152998	A1 *	6/2012	Hyzdu	224/676

\* cited by examiner

*Primary Examiner* — Deanna L Pratt

*Assistant Examiner* — Lilyana Bekic

(74) *Attorney, Agent, or Firm* — Jackson White, PC; Steven J. Laureanti

(57) **CLAIM**

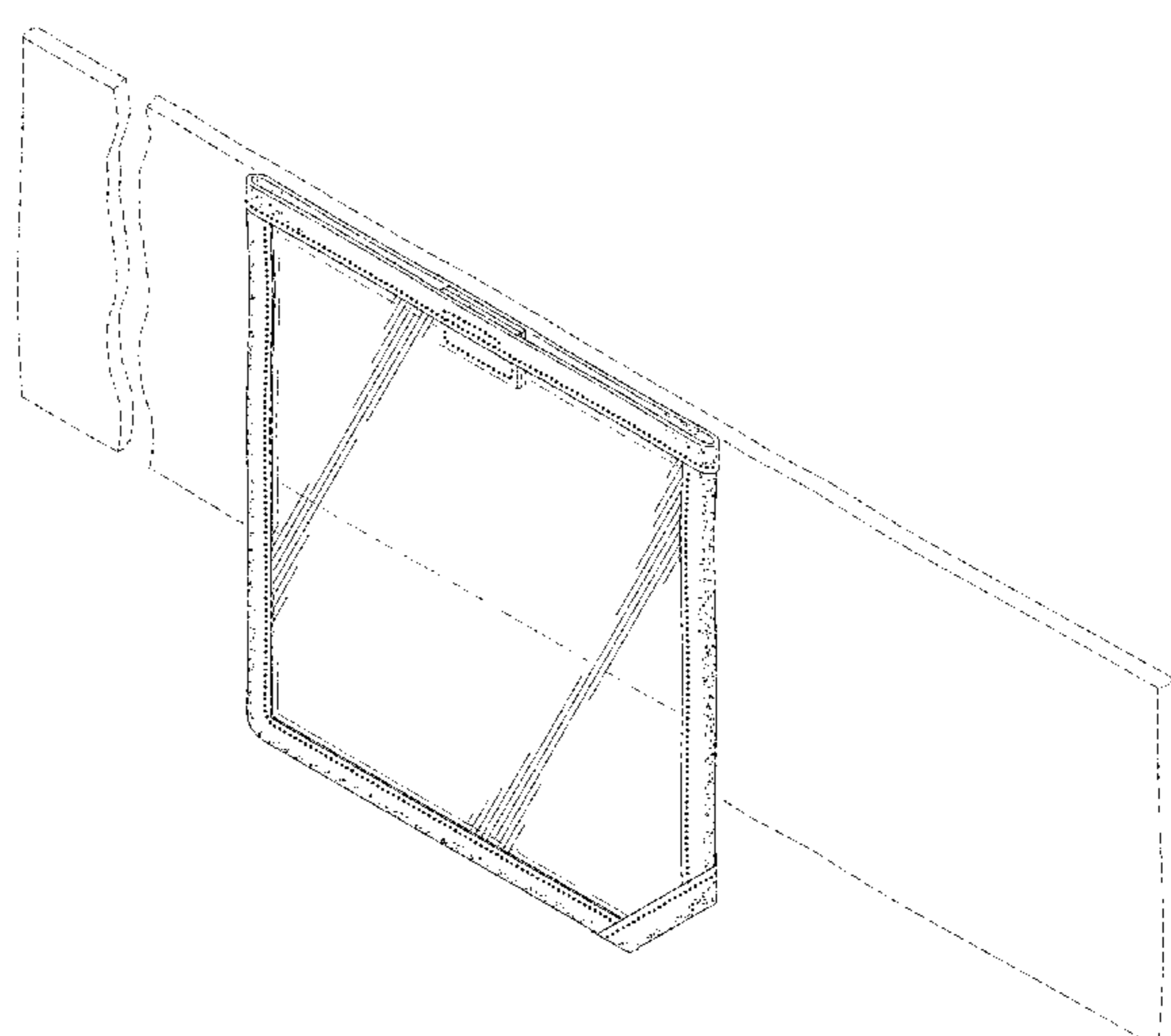
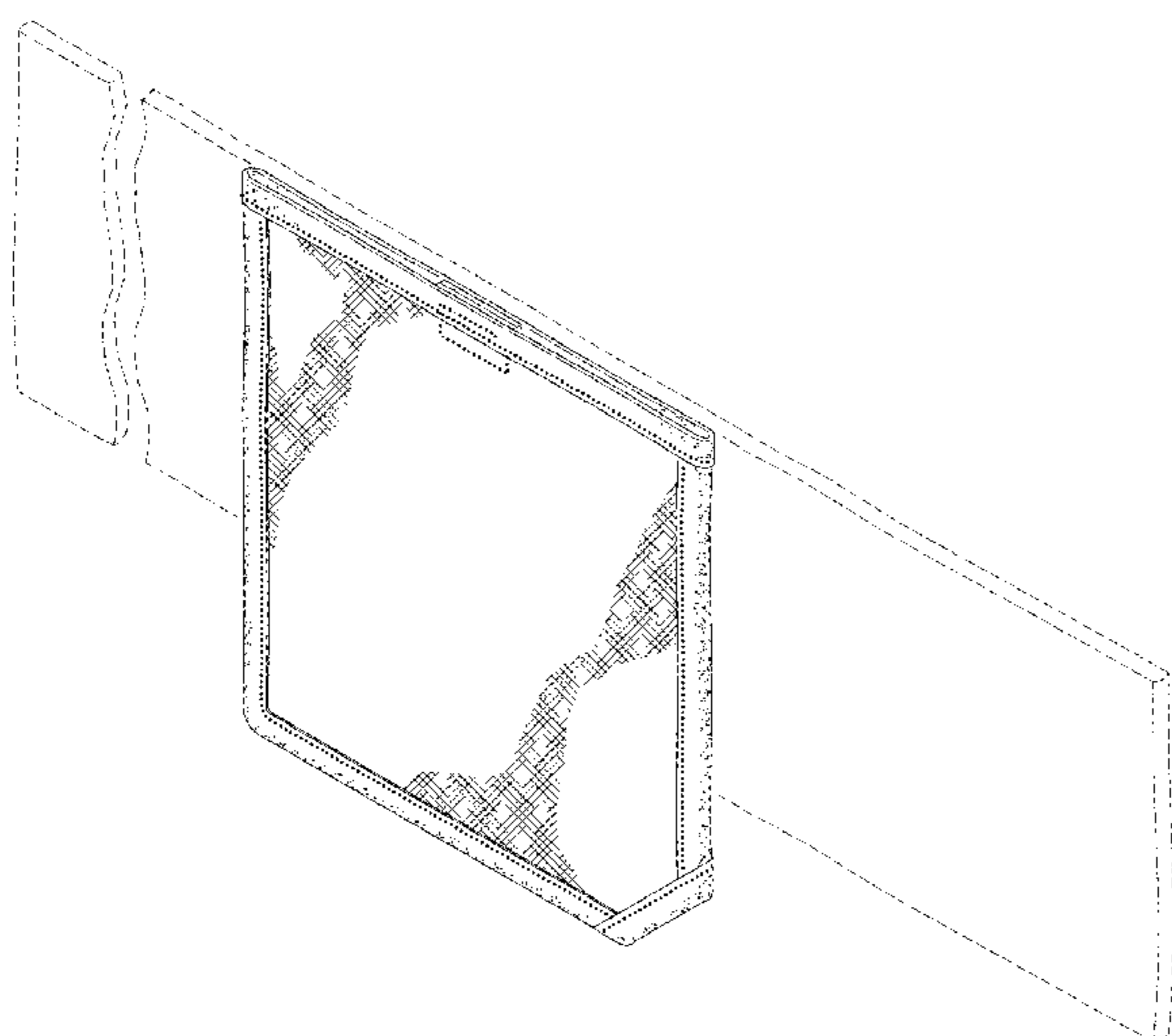
The ornamental design for a wearable pocket, as shown and described.

**DESCRIPTION**

FIG. 1 is a perspective view of the present invention;  
 FIG. 2 is a front view of the present invention;  
 FIG. 3 is a back view of the present invention;  
 FIG. 4 is a left side view of the present invention;  
 FIG. 5 is a right side view of the present invention;  
 FIG. 6 is top view of the present invention;  
 FIG. 7 is a bottom view of the present invention;  
 FIG. 8 is an alternate view of the present invention attached to a user;  
 FIG. 9 is another perspective view of the present invention with a clear front cover;  
 FIG. 10 is a front view of the present invention of FIG. 9;  
 FIG. 11 is a back view of the present invention of FIG. 9;  
 FIG. 12 is a left side view of the present invention of FIG. 9;  
 FIG. 13 is a right side view of the present invention of FIG. 9;  
 FIG. 14 is a top view of the present invention of FIG. 9;  
 FIG. 15 is a bottom view of the present invention of FIG. 9;  
 and,  
 FIG. 16 is an alternate view of the present invention of FIG. 9 attached to a user.

The dotted broken line illustrates stitching on the wearable pocket and form part of the claimed design. The dashed broken line showing of the strap in FIGS. 1-16 and showing of the human figure in FIGS. 8 and 16 illustrated environment of the claimed design and form no part thereof.

**1 Claim, 10 Drawing Sheets**



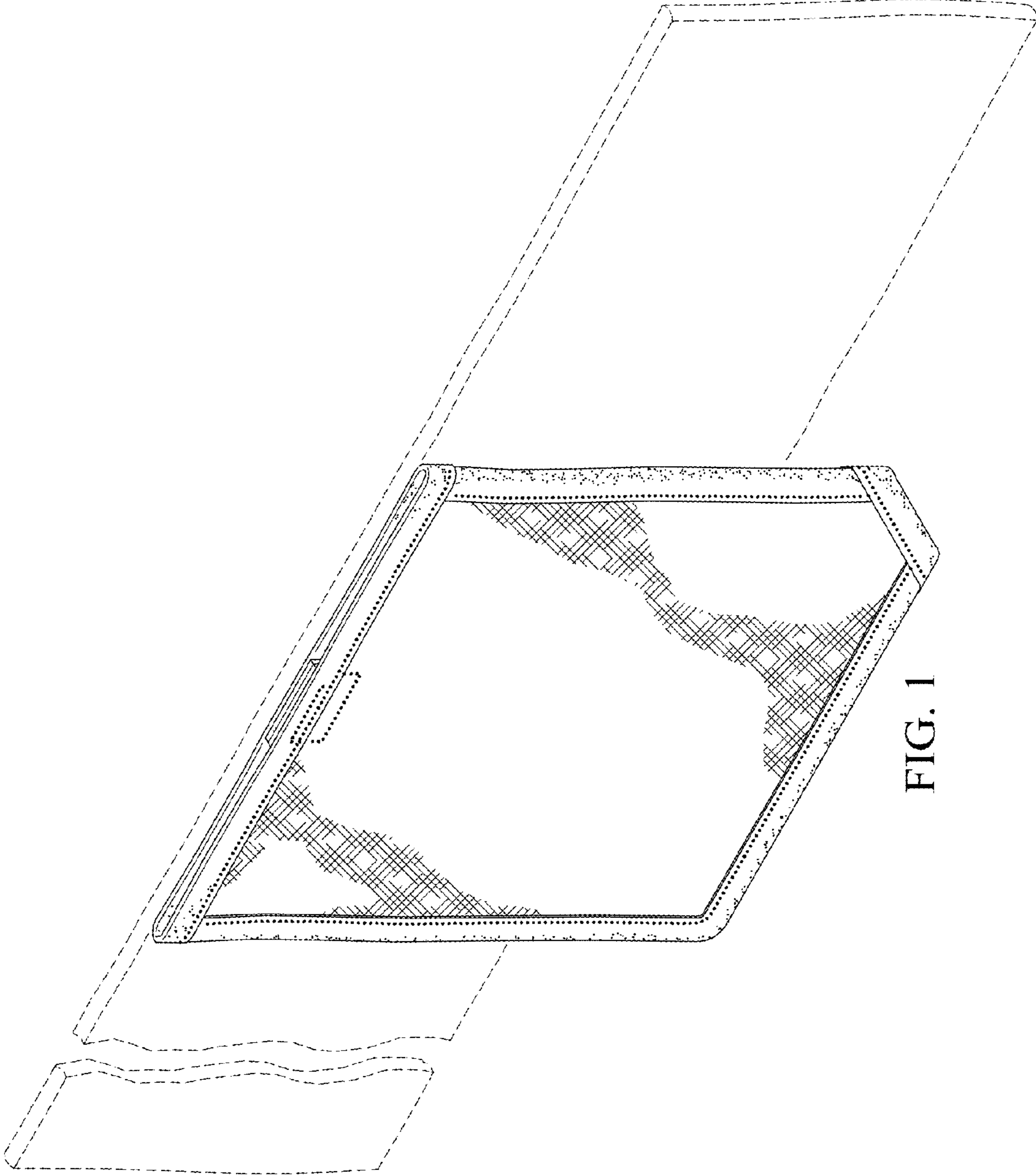


FIG. 1

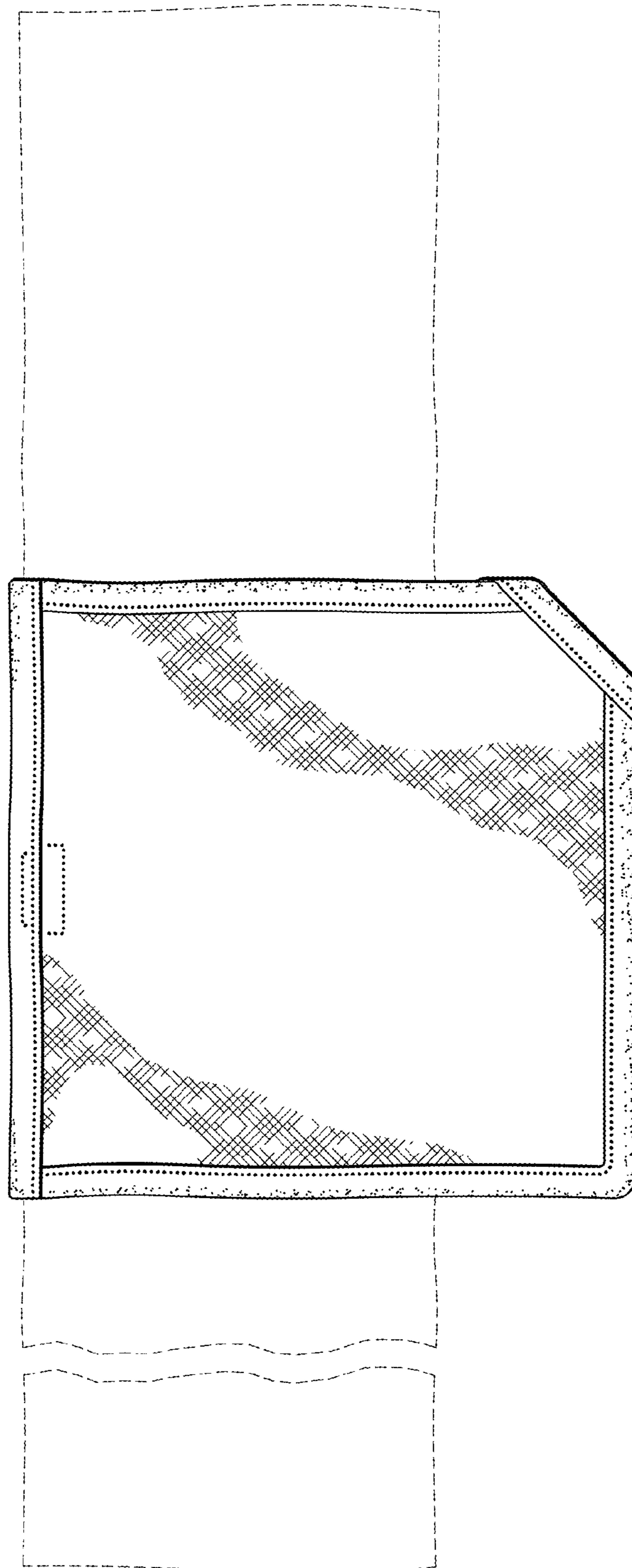


FIG. 2

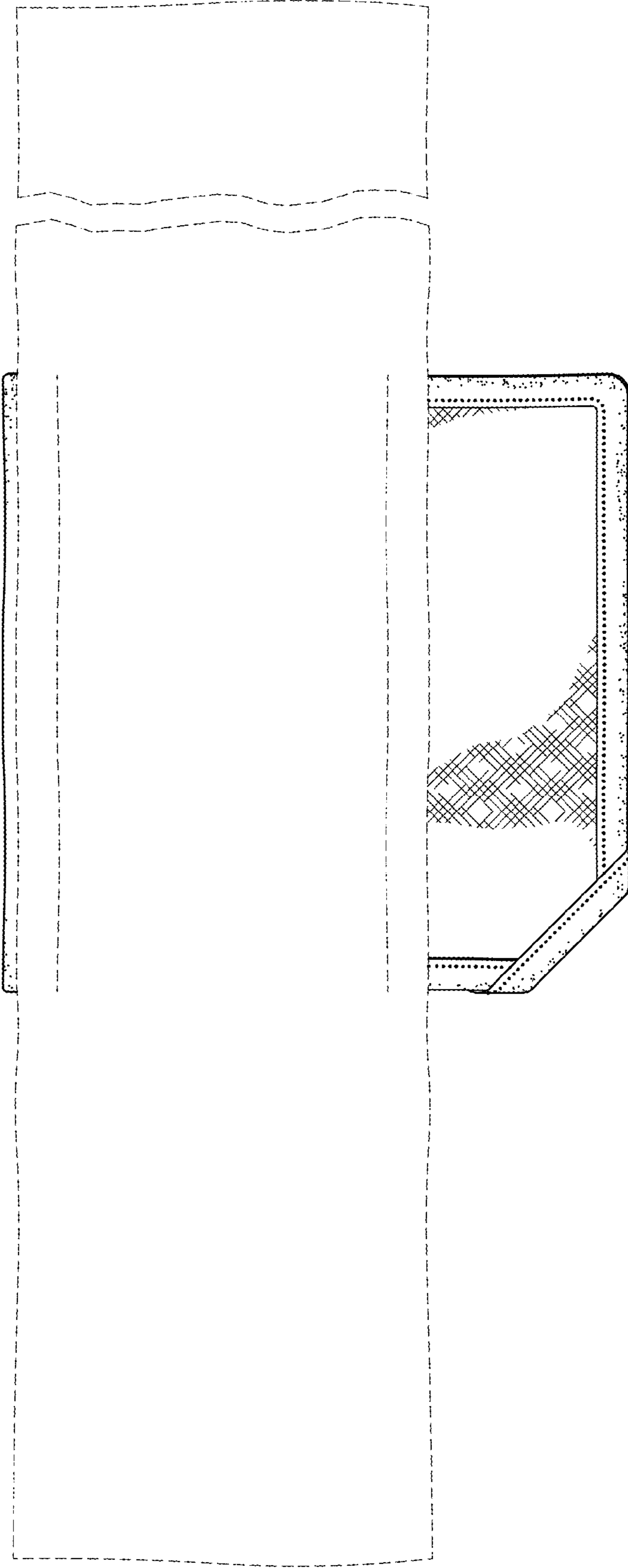


FIG. 3





FIG. 4

FIG. 5



FIG. 6


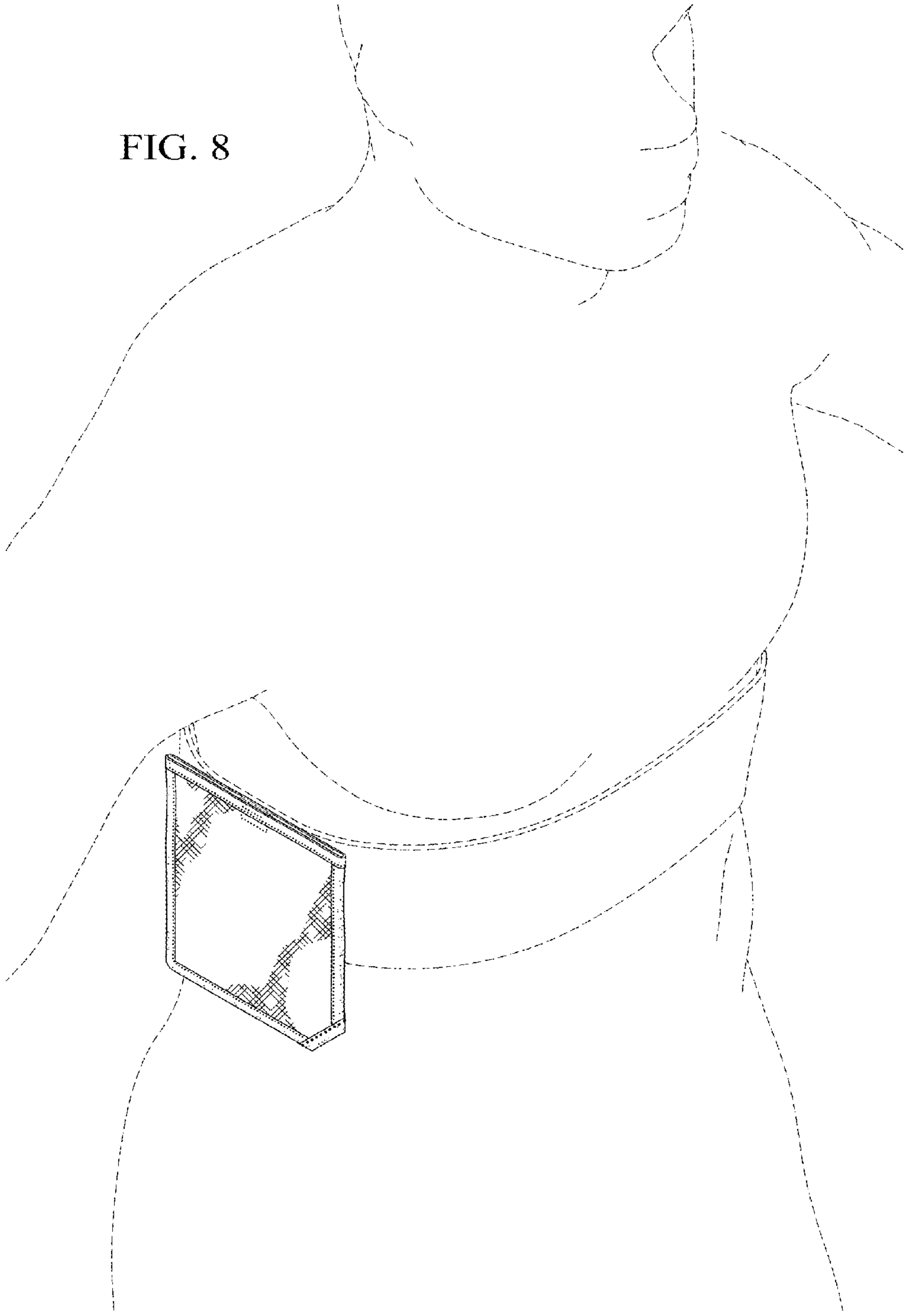


FIG. 7

FIG. 8



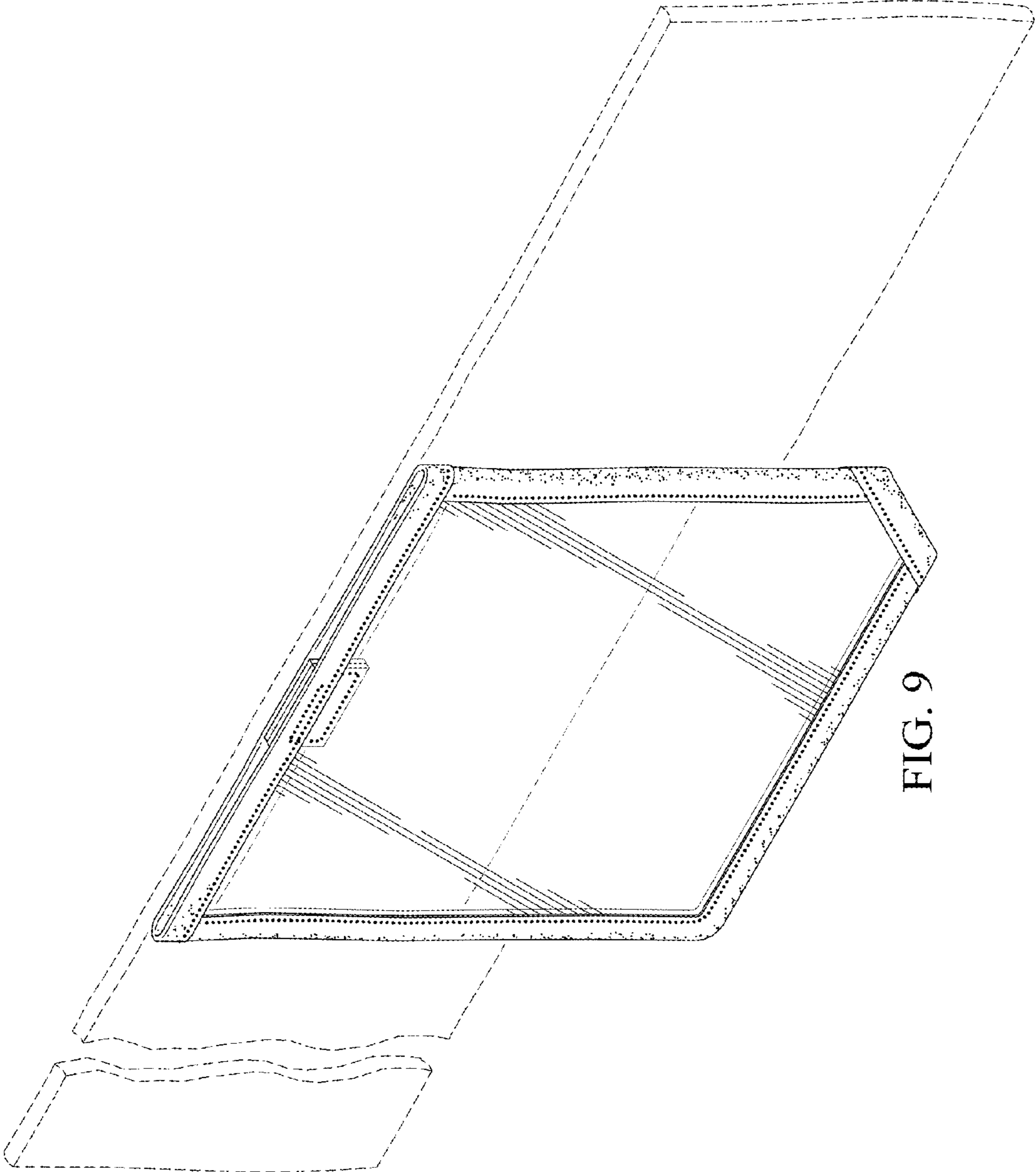


FIG. 9

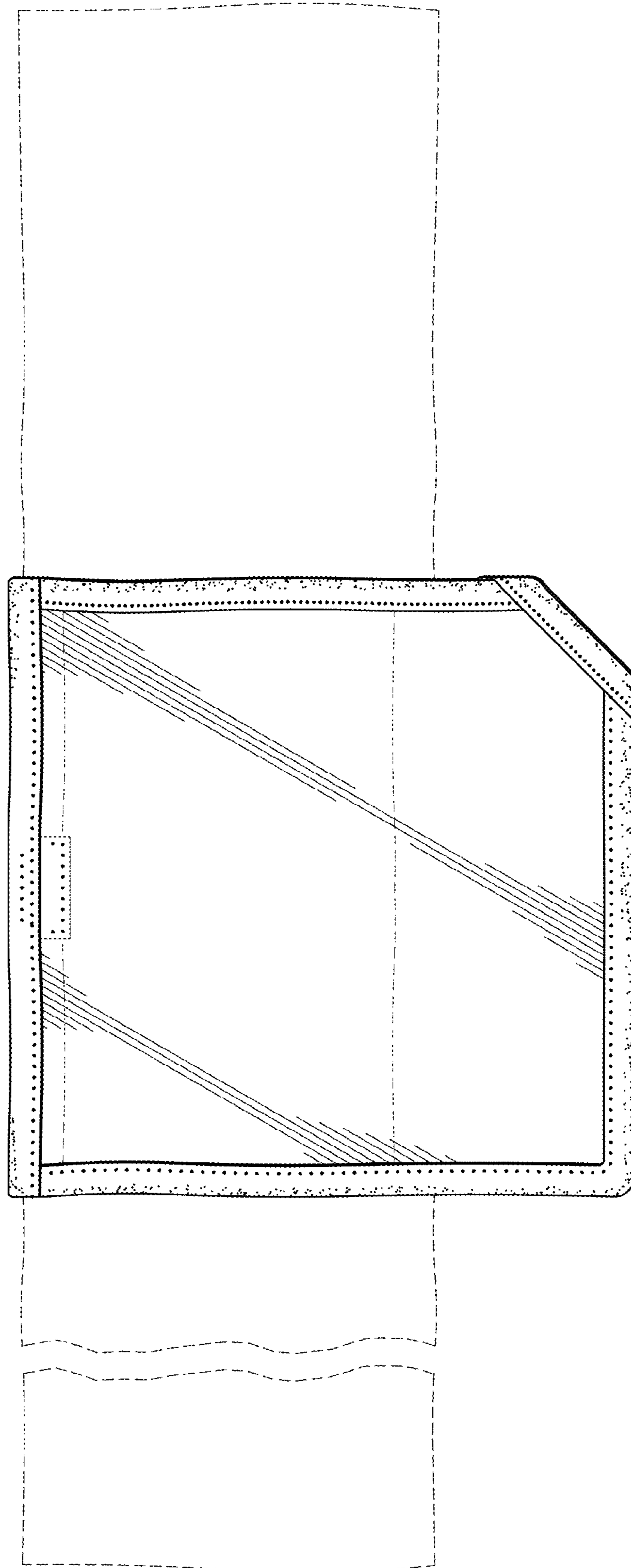


FIG. 10



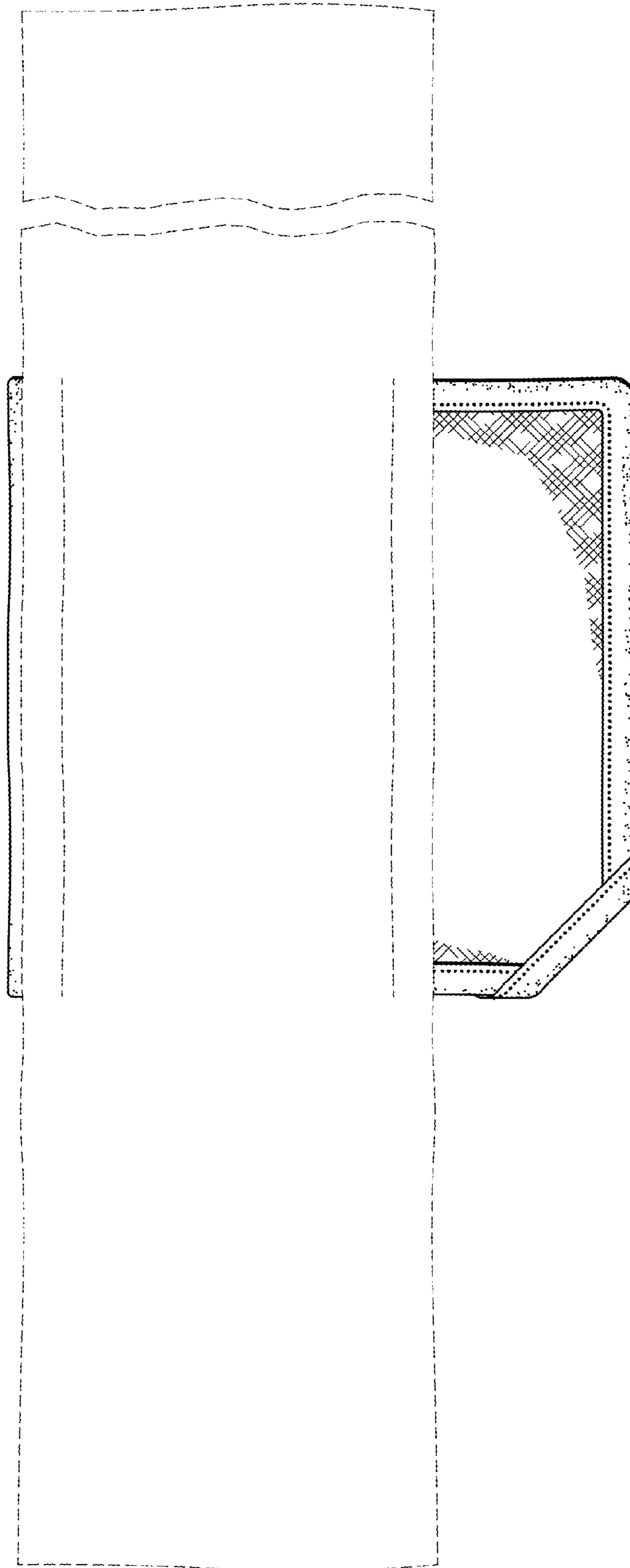


FIG. 11




FIG. 12

FIG. 13




FIG. 14




FIG. 15

FIG. 16

