



US00D718933S

(12) **United States Design Patent**
Brown, Jr.

(10) **Patent No.:** **US D718,933 S**
(45) **Date of Patent:** **** Dec. 9, 2014**

- (54) **GOLF CASE**
- (71) Applicant: **James Ronald Brown, Jr.**, Rancho Santa Margarita, CA (US)
- (72) Inventor: **James Ronald Brown, Jr.**, Rancho Santa Margarita, CA (US)
- (**) Term: **14 Years**
- (21) Appl. No.: **29/468,467**
- (22) Filed: **Sep. 30, 2013**
- (51) **LOC (10) Cl.** **03-01**
- (52) **U.S. Cl.**
USPC **D3/255**; D3/904
- (58) **Field of Classification Search**
CPC A63B 55/08
USPC 150/159, 160; 206/315.2, 315.3, 315.4, 206/315.5, 315.6, 315.7, 315.8; D3/254, D3/255, 261, 272, 279, 282, 904; D12/16; D13/103, 110, 183, 184, 199; D27/183, 186, 189; D6/515, 552, 553, D6/657, 663, 672, 702; D34/5, 7, 15
See application file for complete search history.

(56) **References Cited**

U.S. PATENT DOCUMENTS

D49,101	S	*	5/1916	Stevenson	D3/255
3,876,223	A	*	4/1975	O'Reilly et al.	280/47.19
3,941,398	A	*	3/1976	Nelson	280/47.19
4,012,051	A	*	3/1977	Embinder	280/47.19
D304,172	S	*	10/1989	Sogabe et al.	D13/103
5,071,147	A	*	12/1991	Stansbury	280/47.19
D334,448	S	*	3/1993	Fish	D34/5
D387,035	S	*	12/1997	Hartel et al.	D13/184
5,810,064	A	*	9/1998	Sanderson et al.	150/159
5,927,361	A	*	7/1999	Sanderson et al.	150/159
D416,678	S	*	11/1999	Kurtz et al.	D3/255
D427,454	S	*	7/2000	Munch et al.	D6/448
D462,805	S	*	9/2002	Draghetti	D27/189

D463,928	S	*	10/2002	Kauzlarich et al.	D6/515
6,508,359	B1	*	1/2003	He et al.	206/315.3
D491,724	S	*	6/2004	Sanderson	D3/255
D492,508	S	*	7/2004	Anderson et al.	D6/448
D495,162	S	*	8/2004	Anderson et al.	D6/432
D505,806	S	*	6/2005	Moon et al.	D6/448
D509,081	S	*	9/2005	Anderson et al.	D6/432
D516,809	S	*	3/2006	Tagliati et al.	D3/273
D518,291	S	*	4/2006	Zou et al.	D3/255
D523,171	S	*	6/2006	Mitten et al.	D27/189
D594,596	S	*	6/2009	Mitten et al.	D27/189
7,686,260	B1	*	3/2010	Tetradis	248/98
8,210,348	B1	*	7/2012	Chapman et al.	206/391
D702,185	S	*	4/2014	Yata et al.	D13/110
2002/0014753	A1	*	2/2002	Cheng	280/47.26

* cited by examiner

Primary Examiner — Cathron Brooks
Assistant Examiner — Ethiene Salgado-Rodriguez

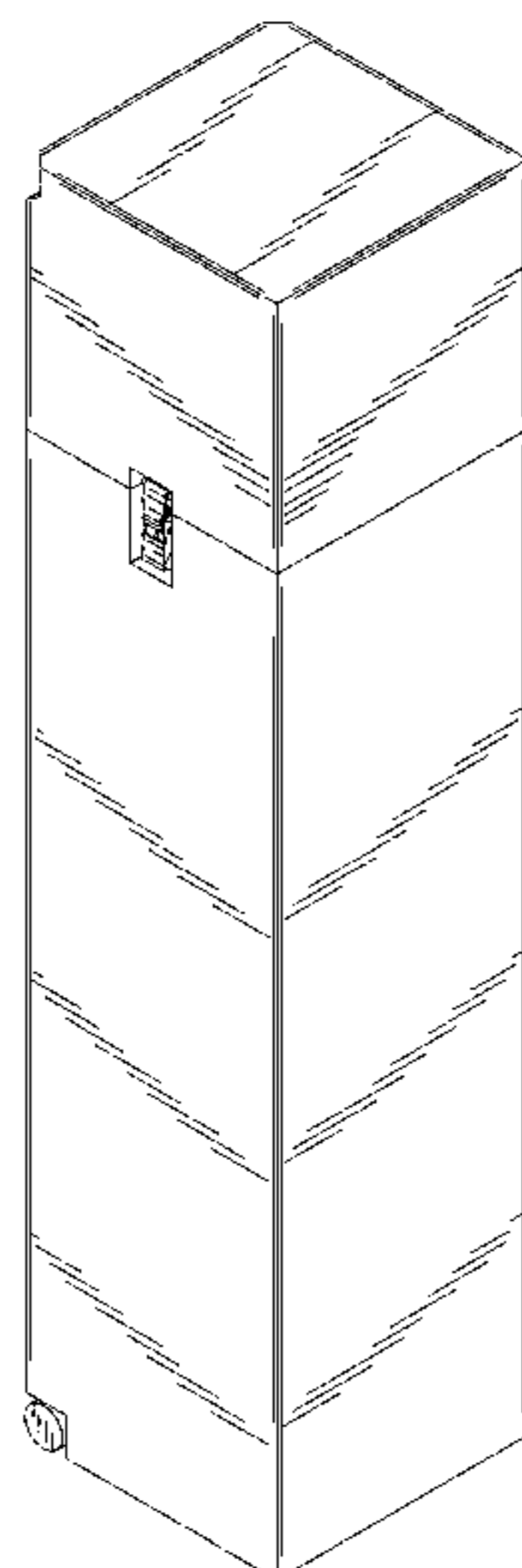
(57) **CLAIM**

The ornamental design for a golf case, as shown and described.

DESCRIPTION

FIG. 1 is a perspective view of a golf case, showing my new design;
 FIG. 2 is a front view of the golf case;
 FIG. 3 is a left side view of the golf case—the right side view being a mirror image thereof;
 FIG. 4 is a back view of the golf case;
 FIG. 5 is a top view of the golf case;
 FIG. 6 is a bottom view of the golf case;
 FIG. 7 is a perspective view of the golf case with the top removed for completeness of disclosure; and,
 FIG. 8 is a top view of the golf case with the top removed.
 The broken lines in FIGS. 7 and 8 are shown for the purpose of illustrating portions of the golf case that form no part of the claimed design.

1 Claim, 3 Drawing Sheets



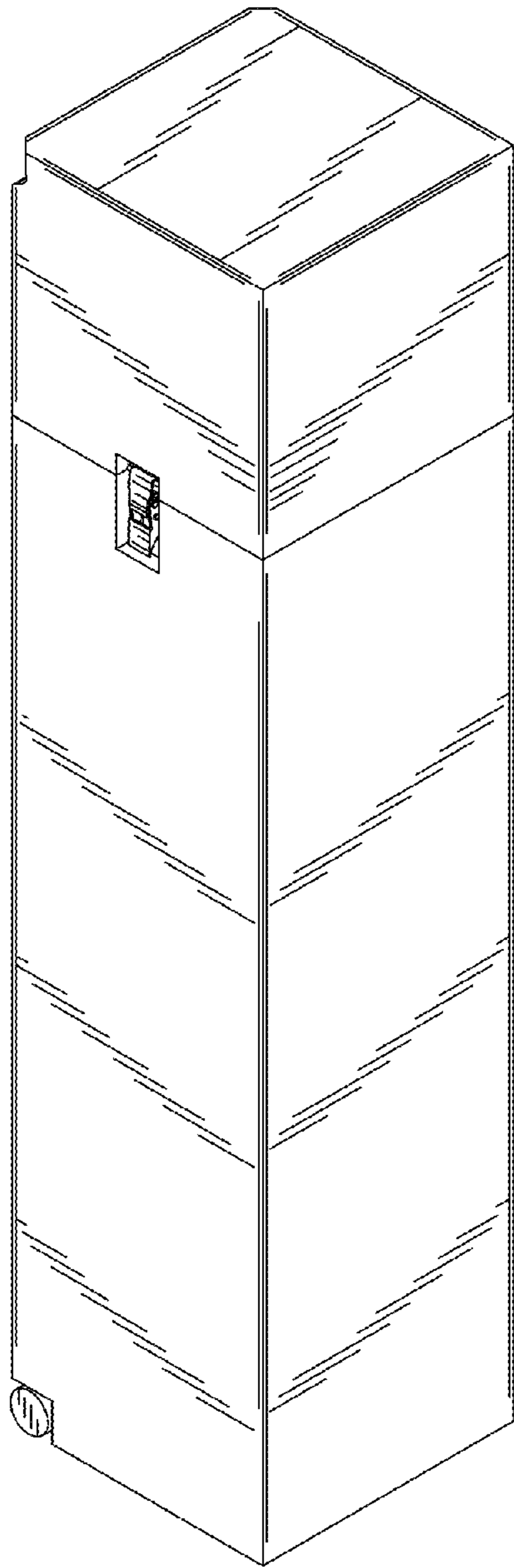


FIG. 1




FIG. 2




FIG. 3




FIG. 4

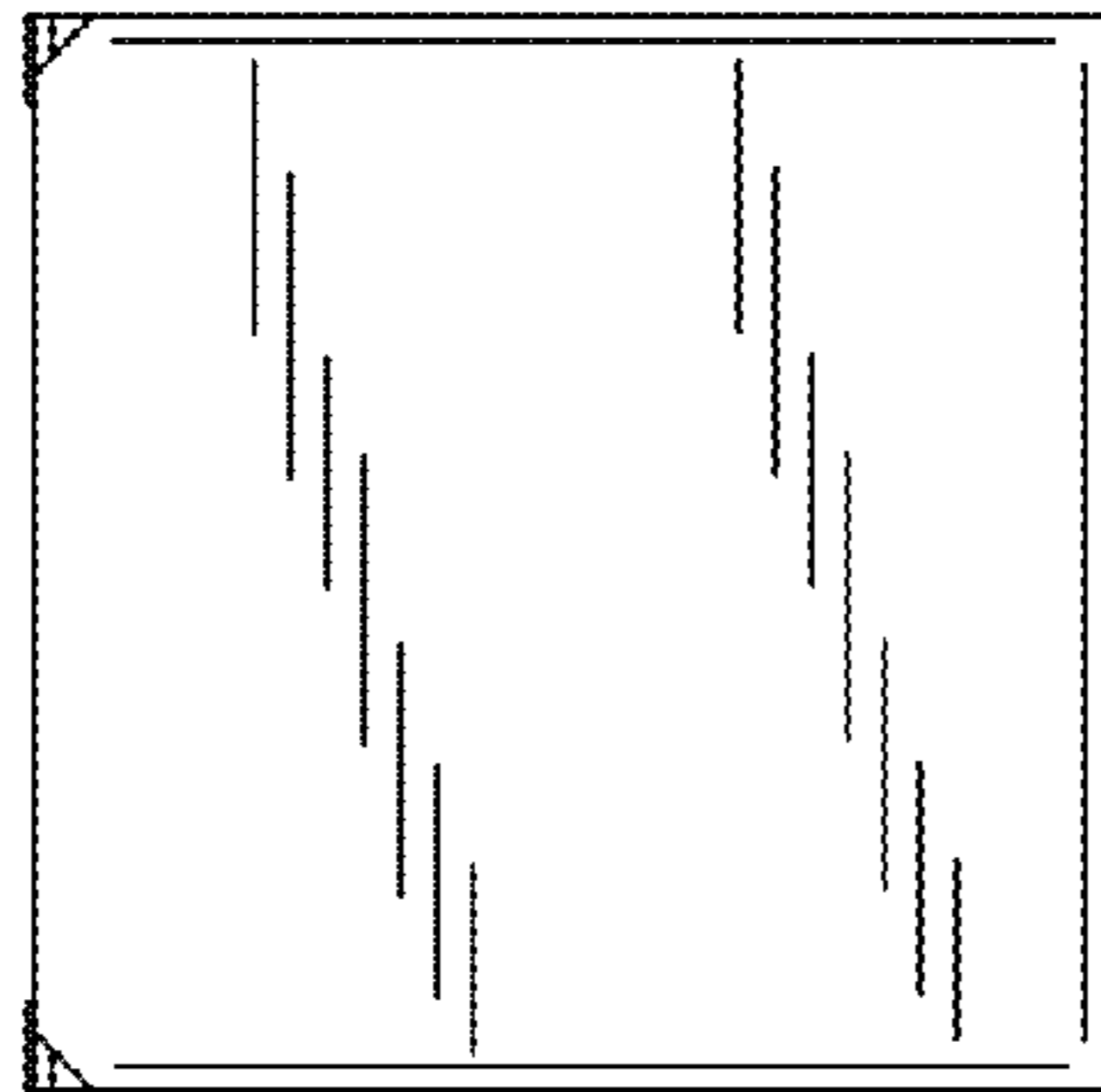


FIG. 5

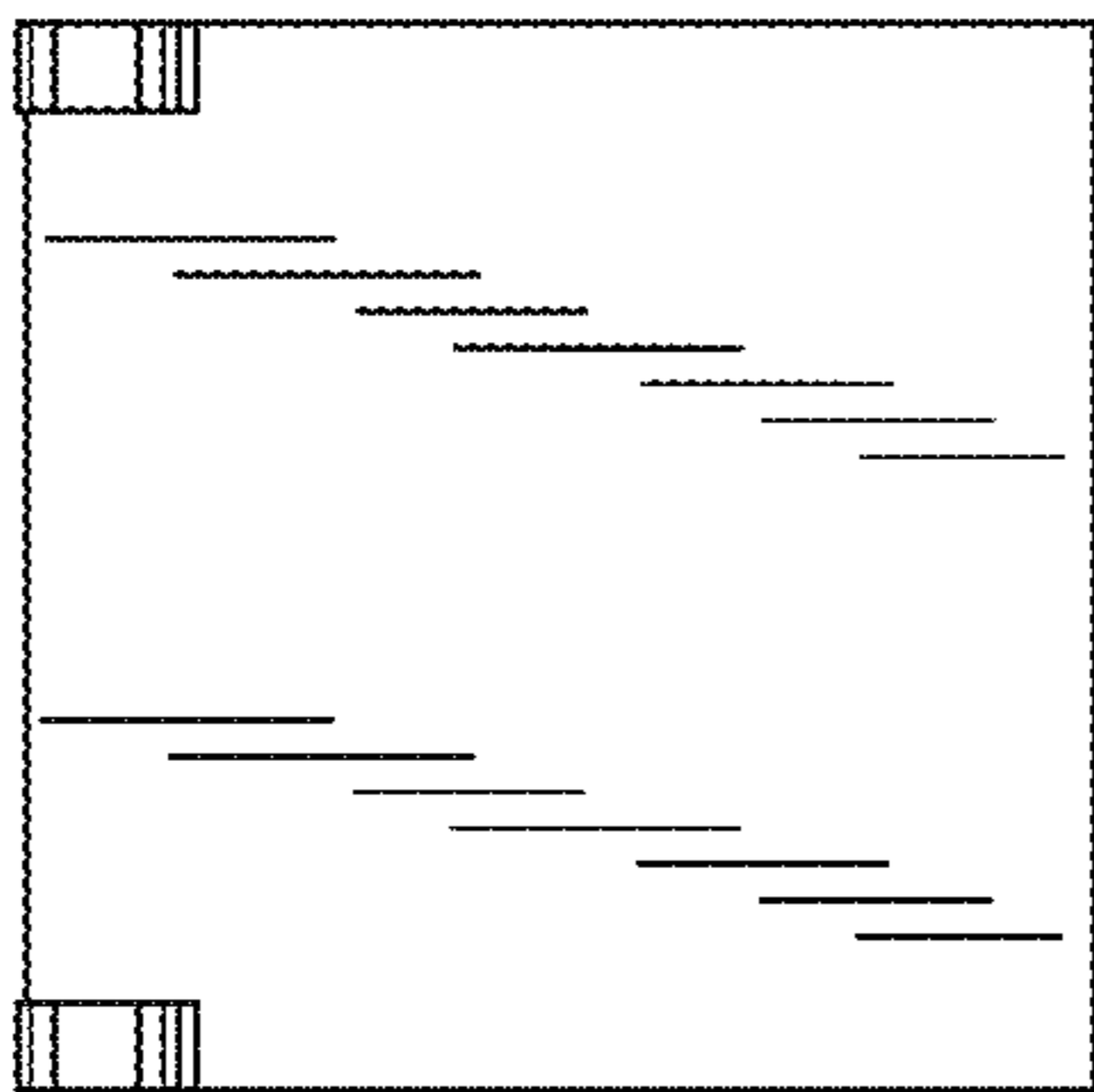


FIG. 6

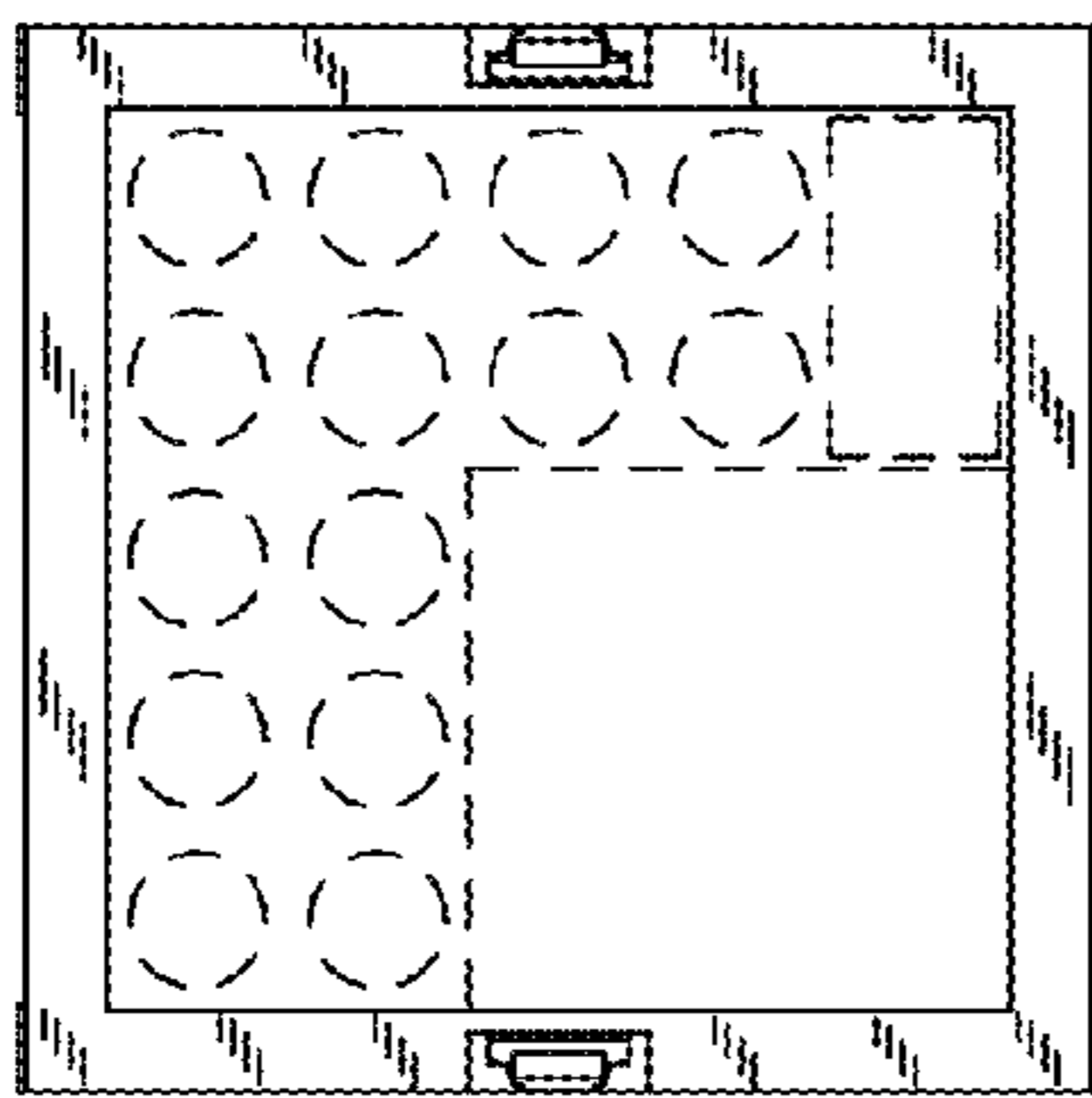


FIG. 8

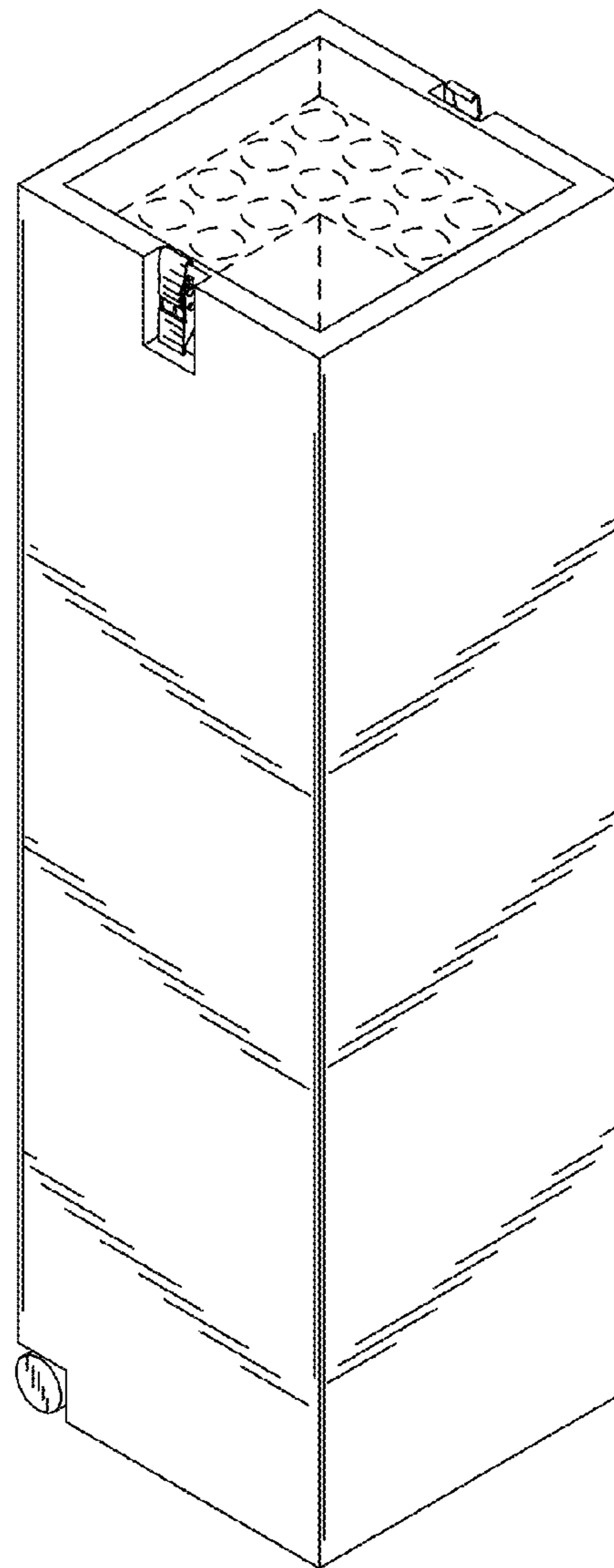


FIG. 7