



US00D718921S

(12) **United States Design Patent**
Law et al.

(10) **Patent No.:** **US D718,921 S**
(45) **Date of Patent:** **** Dec. 9, 2014**

- (54) **SHOE MIDSOLE AND INSERT**
- (75) Inventors: **Nicholas Joseph Law**, New York, NY
(US); **Jerry Delaleu**, Brooklyn, NY
(US)
- (73) Assignee: **Sears Brands, L.L.C.**, Hoffman Estates,
IL (US)
- (**) Term: **14 Years**
- (21) Appl. No.: **29/417,680**
- (22) Filed: **Apr. 6, 2012**
- (51) **LOC (10) Cl.** **02-04**
- (52) **U.S. Cl.**
USPC **D2/953; D2/951; D2/956; D2/960**
- (58) **Field of Classification Search**
USPC D2/902, 906, 908, 916, 918, 925,
D2/946-962, 977; 36/3 B, 22 R, 24.5, 25 R,
36/28, 32 R, 34 R, 59 C, 67 A, 103
See application file for complete search history.

D567,492 S *	4/2008	Belley et al.	D2/957
D622,041 S *	8/2010	Richard	D2/953
D655,902 S *	3/2012	Debiase	D2/957
D656,304 S *	3/2012	Debiase	D2/960
D661,476 S *	6/2012	Loverin	D2/946
D698,134 S *	1/2014	Abshire et al.	D2/951
D698,136 S *	1/2014	Law et al.	D2/961

* cited by examiner

Primary Examiner — T. Chase Nelson

(74) *Attorney, Agent, or Firm* — McAndrews Held & Malloy, Ltd.

(57) **CLAIM**

What is claimed is the ornamental design for a shoe midsole and insert, as shown and described.

DESCRIPTION

FIG. 1 is a bottom front perspective view of a shoe midsole and insert showing the new design;
 FIG. 2 is a bottom plan view thereof;
 FIG. 3 is a left side elevational view thereof;
 FIG. 4 is a right side elevational view thereof;
 FIG. 5 is a front side view thereof; and,
 FIG. 6 is a rear side view thereof.

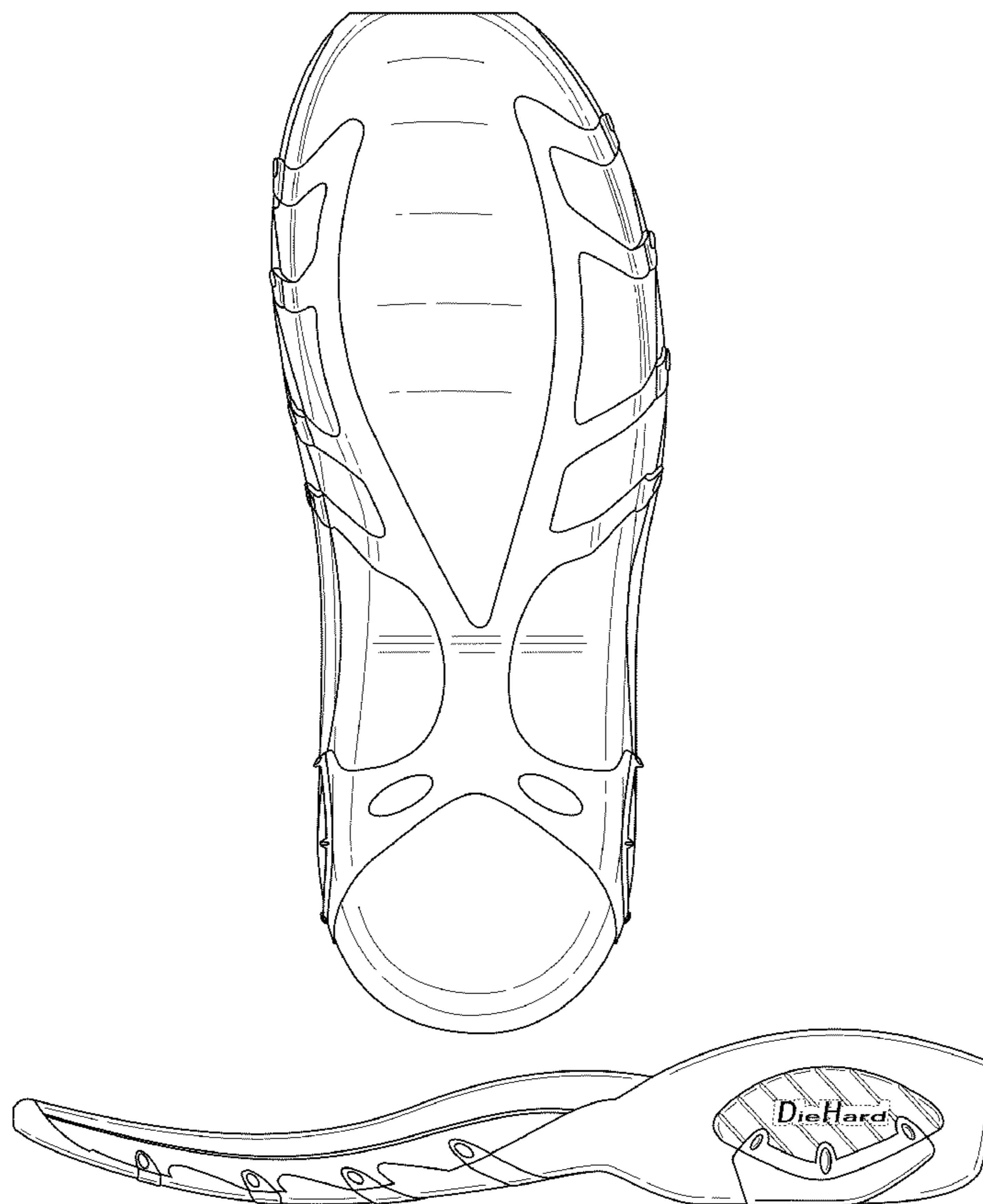
Any elements shown in dotted lines are provided for purposes of illustrating portions of the shoe midsole and insert that form no part of the design claimed.

1 Claim, 4 Drawing Sheets

(56) **References Cited**

U.S. PATENT DOCUMENTS

D390,345 S *	2/1998	Aird et al.	D2/947
D456,982 S *	5/2002	Rogers	D2/957
D468,083 S *	1/2003	Morais	D2/960



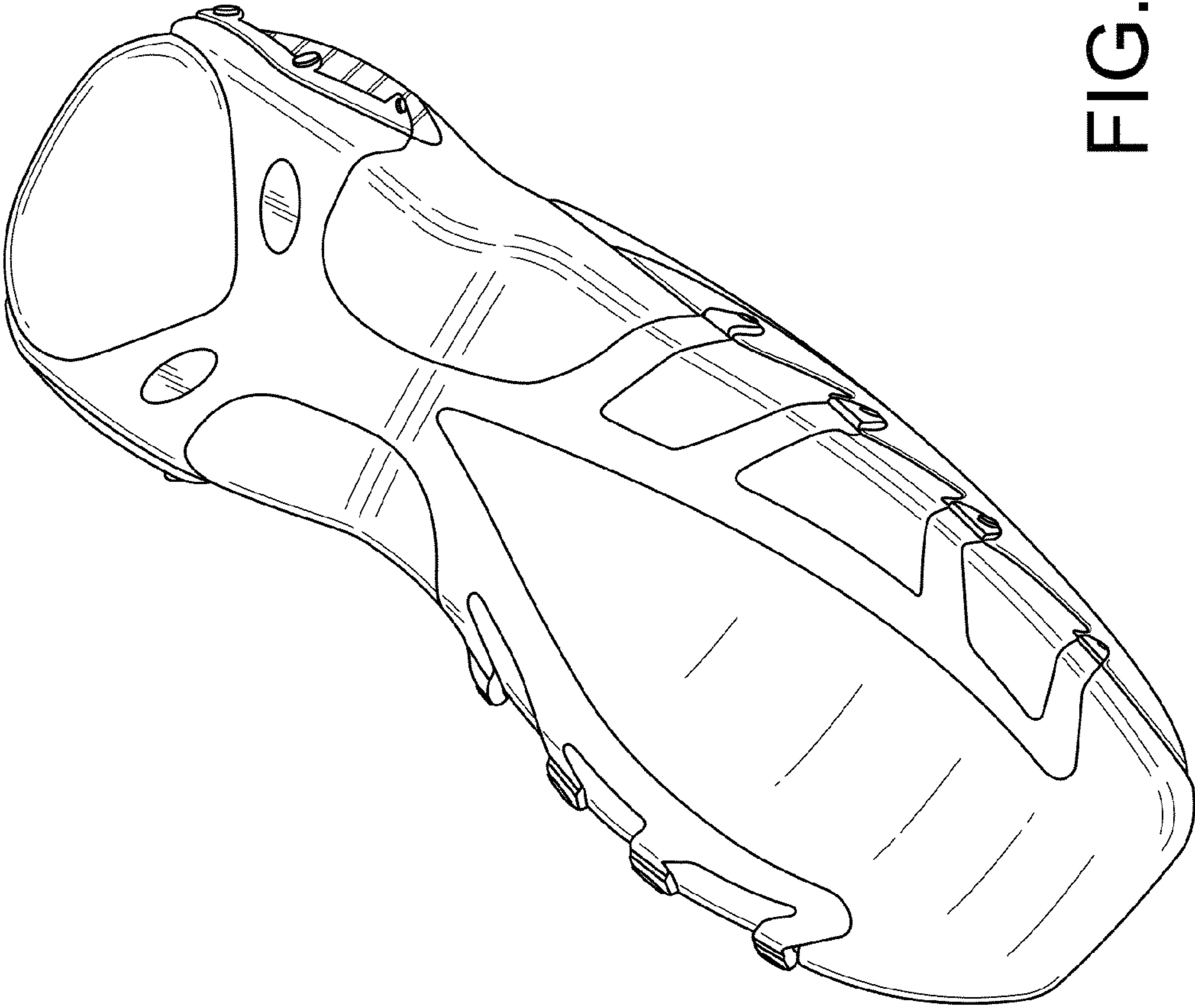


FIG. 1

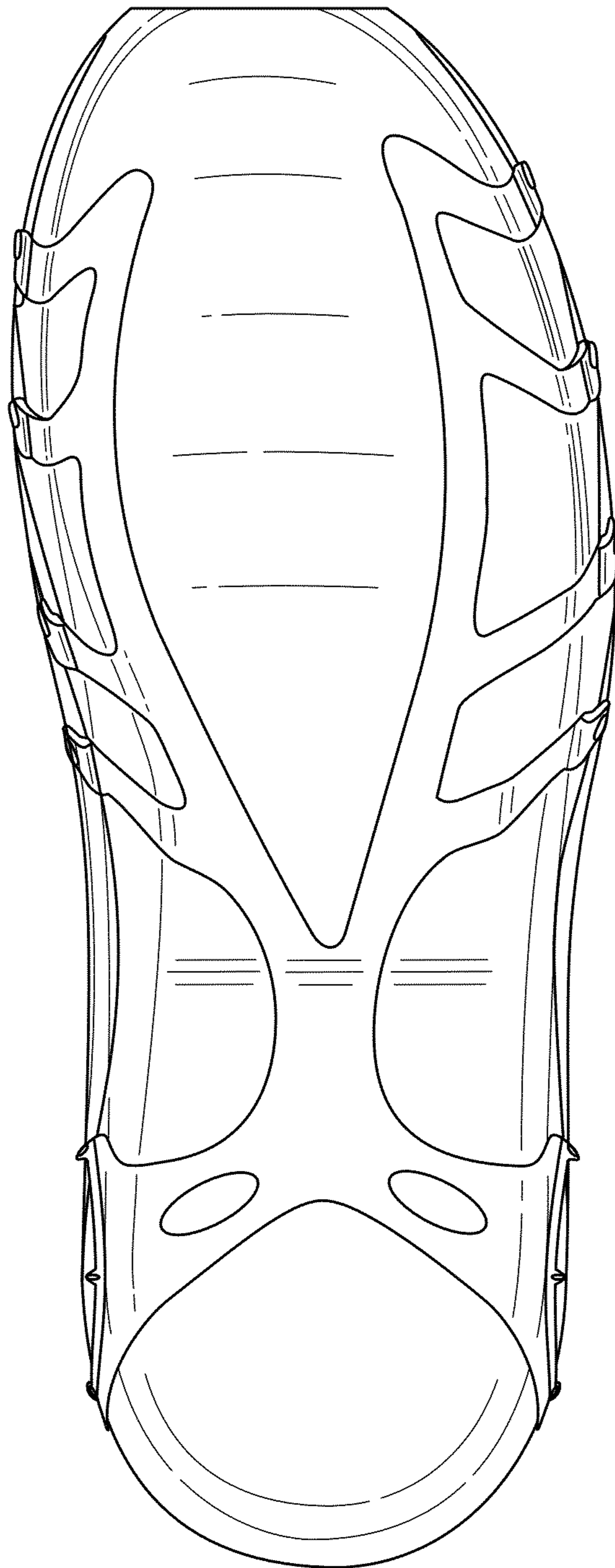


FIG. 2



FIG. 3




FIG. 4

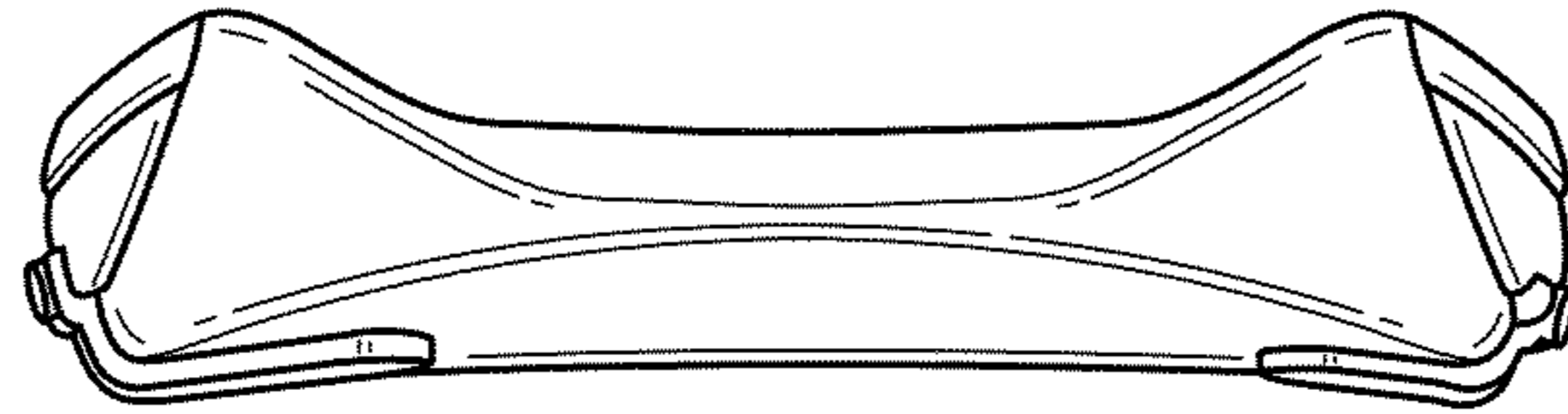


FIG. 5

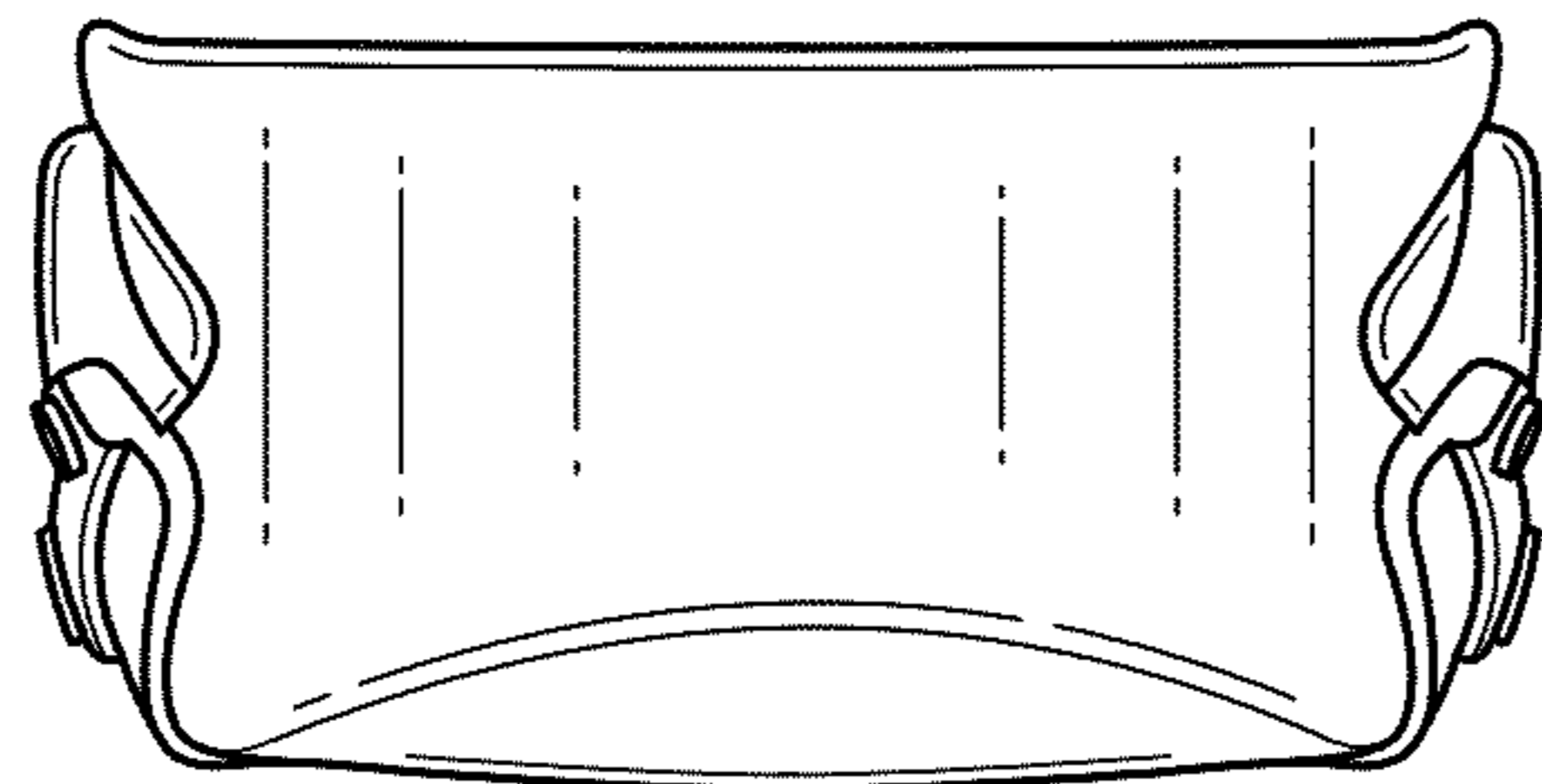


FIG. 6