



US00D718916S

(12) **United States Design Patent**
Verde

(10) **Patent No.:** **US D718,916 S**
(45) **Date of Patent:** **** Dec. 9, 2014**

(54) **MULTI-PIECE SCARF**

(71) Applicant: **Balintina LLC**, Poway, CA (US)

(72) Inventor: **Bertha Verde**, Poway, CA (US)

(**) Term: **14 Years**

(21) Appl. No.: **29/438,128**

(22) Filed: **Nov. 26, 2012**

(51) **LOC (10) Cl.** **02-06**

(52) **U.S. Cl.**
USPC **D2/502**

(58) **Field of Classification Search**

USPC D2/500, 501, 502, 503, 504, 505, 506,
D2/507, 508, 600, 602, 603, 604, 605, 606,
D2/607, 608, 609, 627, 628, 629, 631, 632,
D2/875; D6/601, 608; D28/41; 2/91, 92,
2/207, 144, 145, 146, 147, 148, 149, 150,
2/151, 152.1, 153, 154, 155, 156, 157;
132/275

See application file for complete search history.

(56) **References Cited**

U.S. PATENT DOCUMENTS

1,122,180 A * 12/1914 Weyburn et al. 2/145
D92,603 S * 6/1934 James D2/823

(Continued)

Primary Examiner — Karen E Eldridge Powers

(74) *Attorney, Agent, or Firm* — Mastermind IP Law P.C.;
Diane L. Gardner

(57) **CLAIM**

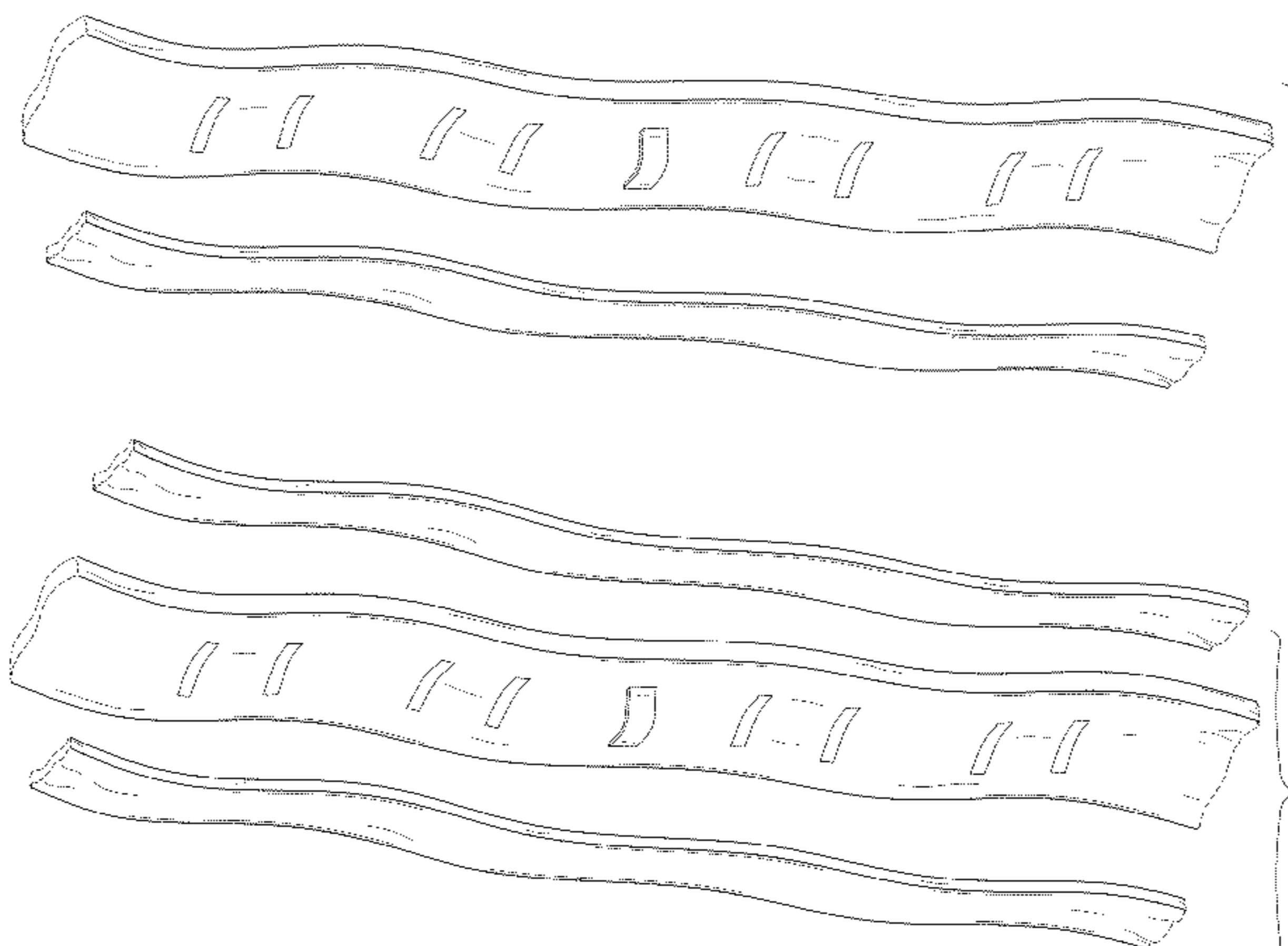
The ornamental design for a multi-piece scarf, substantially
as shown and described.

DESCRIPTION

FIG. 1 is an exploded bottom perspective view of a first
embodiment of a multi-piece scarf showing the new design;
FIG. 2 is an exploded top perspective view thereof;
FIG. 3 is a bottom perspective view of the multi-piece scarf as
shown in FIGS. 1-2, shown in a first assembled style;
FIG. 4 is a top perspective view thereof;
FIG. 5 is a bottom plan view thereof;

FIG. 6 is a top plan view thereof;
FIG. 7 is a side elevation view thereof;
FIG. 8 is a top perspective view of the multi-piece scarf as
shown in FIGS. 1-2, shown in a second assembled style;
FIG. 9 is a bottom plan view thereof;
FIG. 10 is a side elevation view thereof;
FIG. 11 is a top perspective view of the multi-piece scarf as
shown in FIGS. 1-2, shown in a third assembled style;
FIG. 12 is a bottom plan view thereof; and
FIG. 13 is a side elevation view thereof.
FIG. 14 is an exploded bottom perspective view of a second
embodiment of a multi-piece scarf showing the new design;
FIG. 15 is an exploded top perspective view thereof;
FIG. 16 is a bottom perspective view of the multi-piece scarf
as shown in FIGS. 14-15, shown in a first assembled style;
FIG. 17 is a top perspective view thereof;
FIG. 18 is a bottom plan view thereof;
FIG. 19 is a top plan view thereof;
FIG. 20 is a side elevation view thereof; and
FIG. 21 is a top perspective view of the multi-piece scarf as
shown in FIGS. 14-15, as shown in a second assembled style.
FIG. 22 is an exploded bottom perspective view of a third
embodiment of a multi-piece scarf showing the new design;
FIG. 23 is an exploded top perspective view thereof;
FIG. 24 is a bottom perspective view of the multi-piece scarf
as shown in FIGS. 22-23, shown in a first assembled style;
FIG. 25 is a top perspective view thereof;
FIG. 26 is a bottom plan view thereof;
FIG. 27 is a top plan view thereof;
FIG. 28 is a side elevation view thereof;
FIG. 29 is a top perspective view of the multi-piece scarf as
shown in FIGS. 22-23, shown in a second assembled style;
and,
FIG. 30 is a top perspective view of the multi-piece scarf, as
shown in FIGS. 22-23, shown in a third assembled style.
The broken lines shown in the drawings indicate that no
particular length is claimed.
The claimed design includes the mirror images depicted in
the figures. The characteristic feature of the claimed design
resides in a scarf configured to allow one or more pieces of
additional fabric to be woven and/or wrapped lengthwise and
thereby attached to the scarf in order to create multiple styles.
The embodiments of the claimed design are all similar to
those shown in FIGS. 1-13, wherein the one or more pieces of
additional fabric are woven into holes of varying shapes,
sized, placement and spacing within the scarf. The one or more
pieces of additional fabric may be attached by weaving, wrap-
ping, and combinations thereof.

1 Claim, 8 Drawing Sheets



(56)

References Cited

U.S. PATENT DOCUMENTS

2,806,222	A *	9/1957	Carpenter	2/91	5,908,574	A *	6/1999	Keogh	219/622
D299,383	S *	1/1989	Rosenbaum	D2/605	D441,501	S *	5/2001	Mensonides	D28/41
5,021,611	A *	6/1991	Amano	174/88 R	D524,067	S *	7/2006	Spear	D6/349
5,454,121	A *	10/1995	Mellinger	2/207	D537,609	S *	3/2007	Horowitz	D2/500
5,461,726	A *	10/1995	Wade	2/144	D665,967	S *	8/2012	Bolander	D2/603
D396,338	S *	7/1998	Yang	D2/500	D669,658	S *	10/2012	Hilgeman	D2/501
5,867,835	A *	2/1999	Dabbieri	2/207	2006/0010569	A1 *	1/2006	Tawfik	2/207
						2007/0022518	A1 *	2/2007	Sheu	2/207
						2011/0209266	A1 *	9/2011	Perry	2/207
						2013/0047316	A1 *	2/2013	Gillan	2/207

* cited by examiner

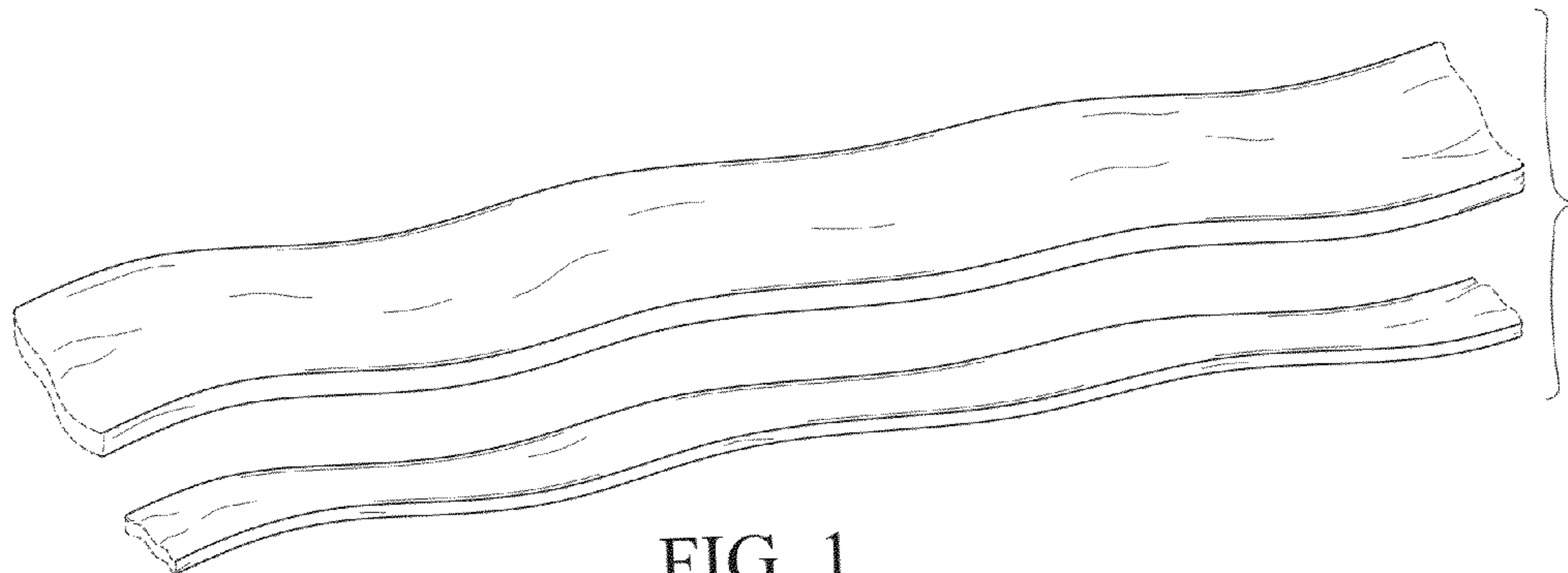


FIG. 1

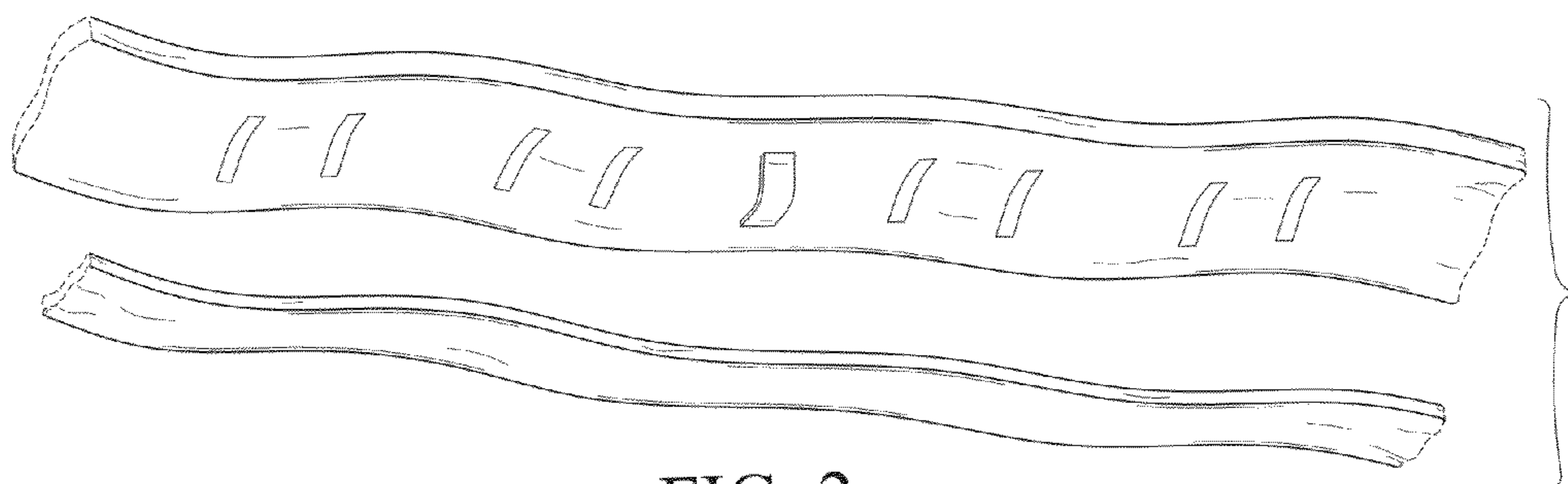


FIG. 2

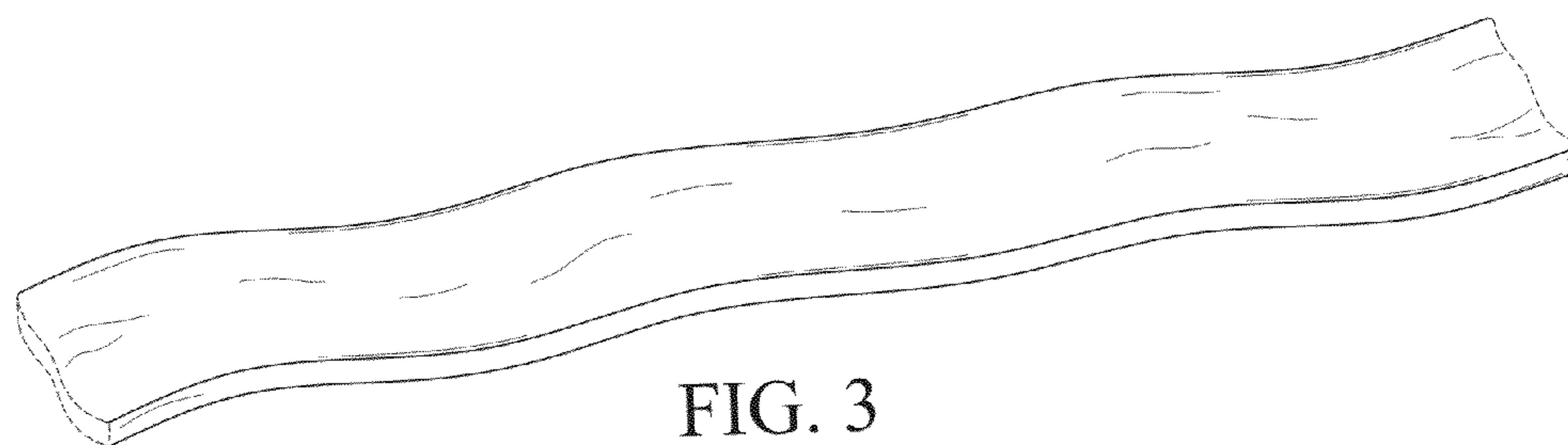


FIG. 3

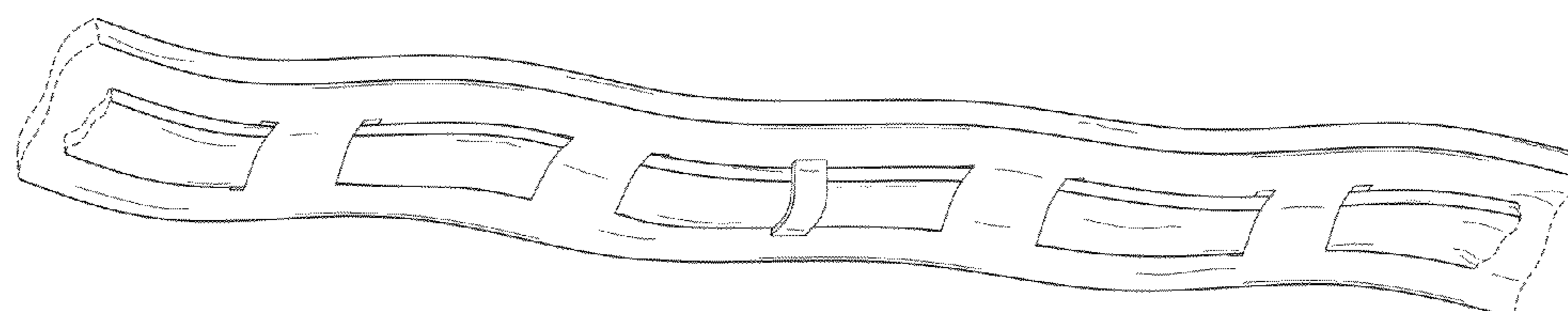


FIG. 4




FIG. 5

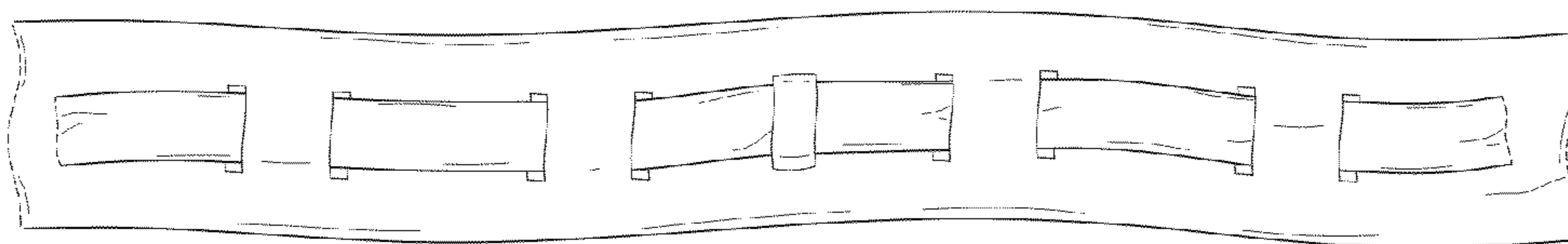


FIG. 6



FIG. 7

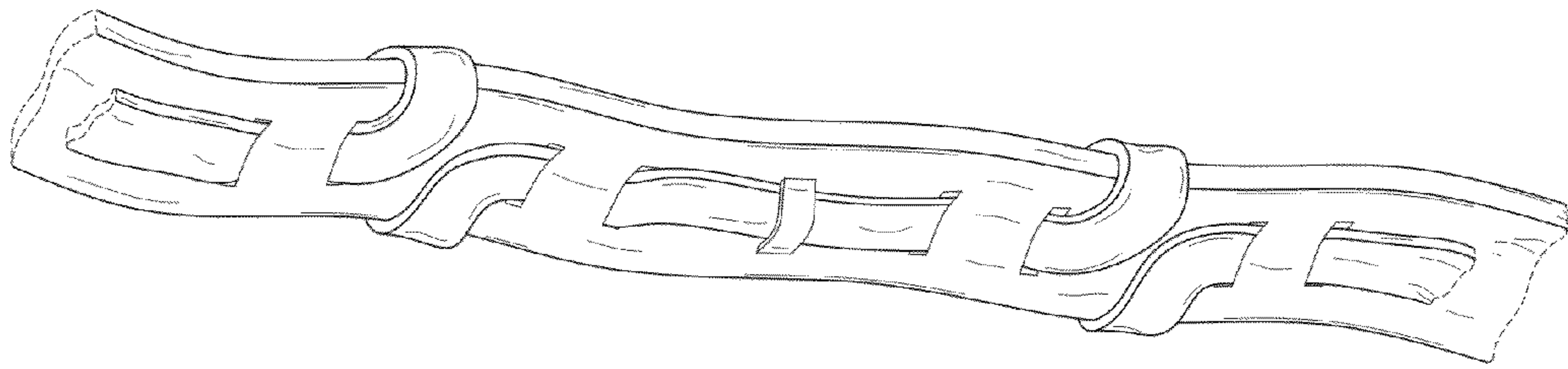


FIG. 8




FIG. 9

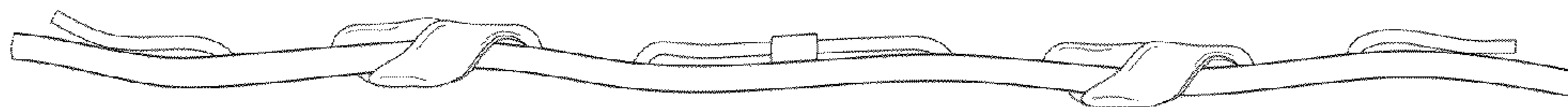


FIG. 10

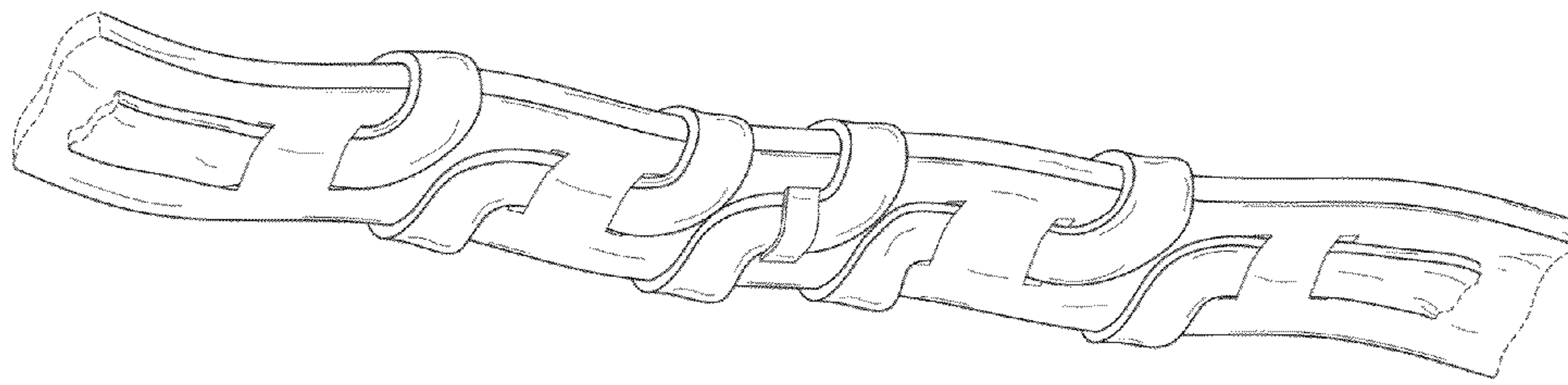


FIG. 11

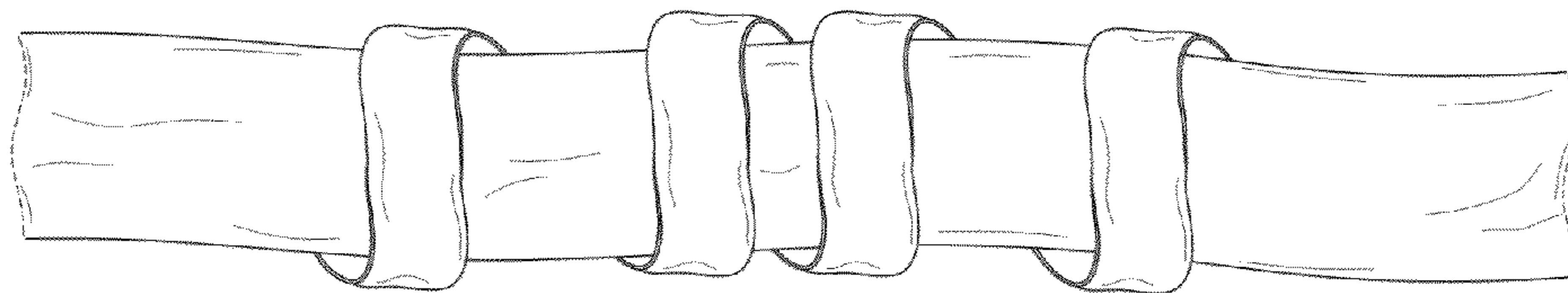


FIG. 12




FIG. 13



FIG. 14

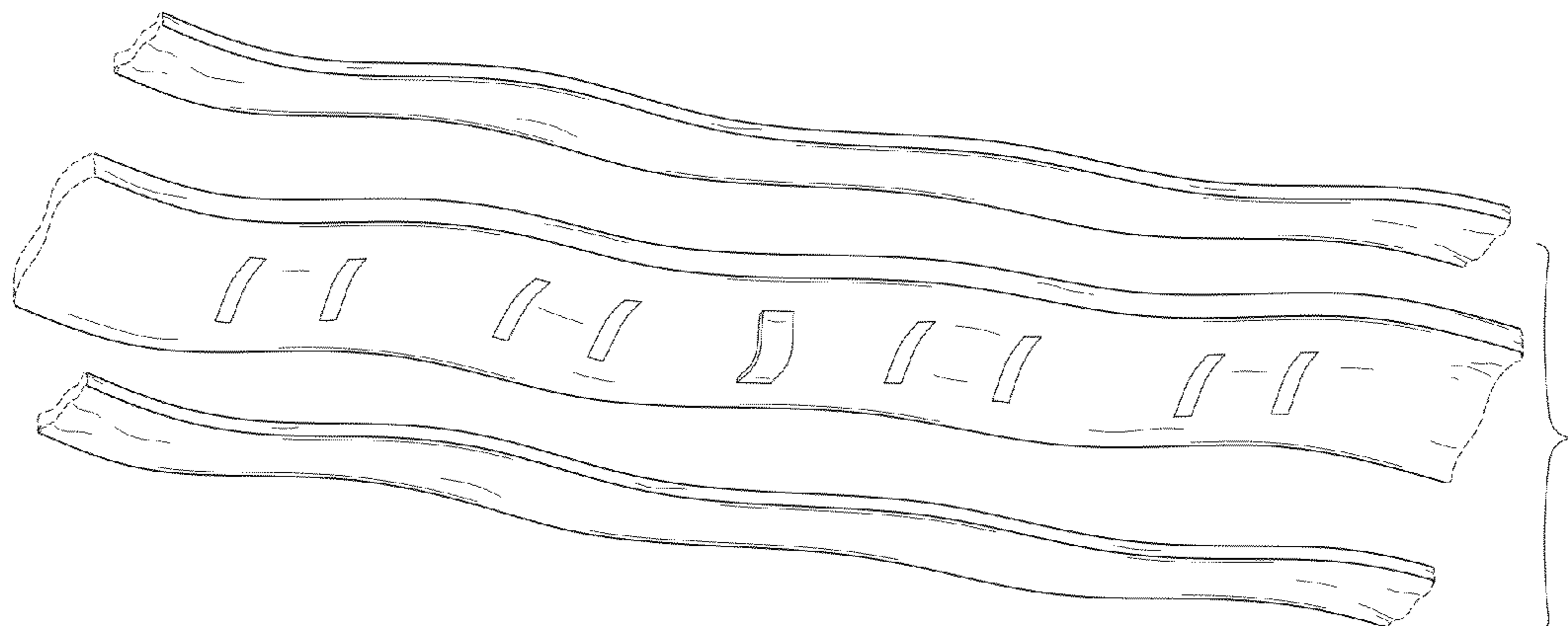


FIG. 15

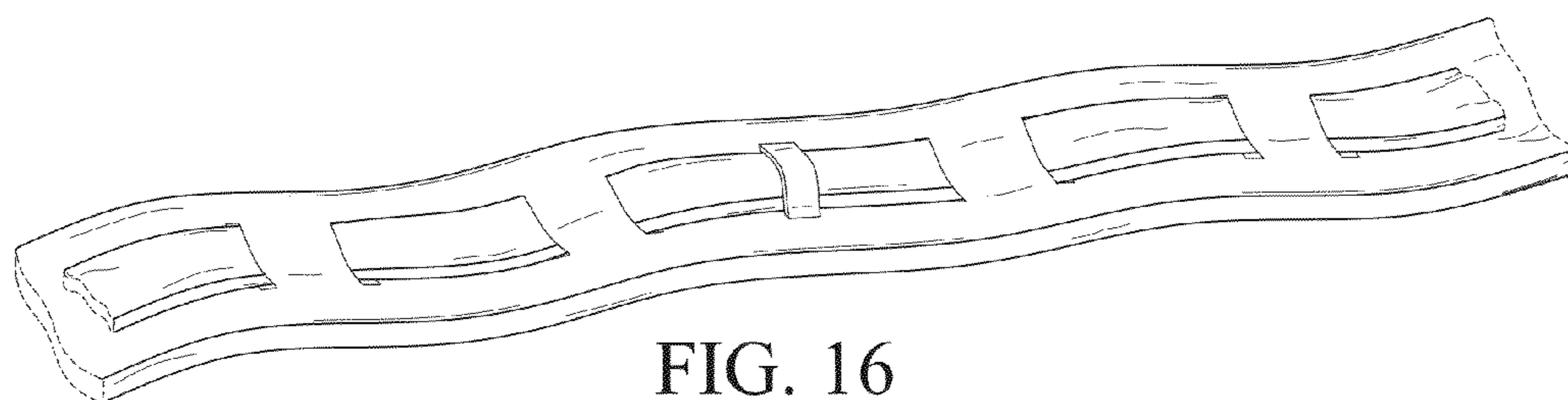


FIG. 16

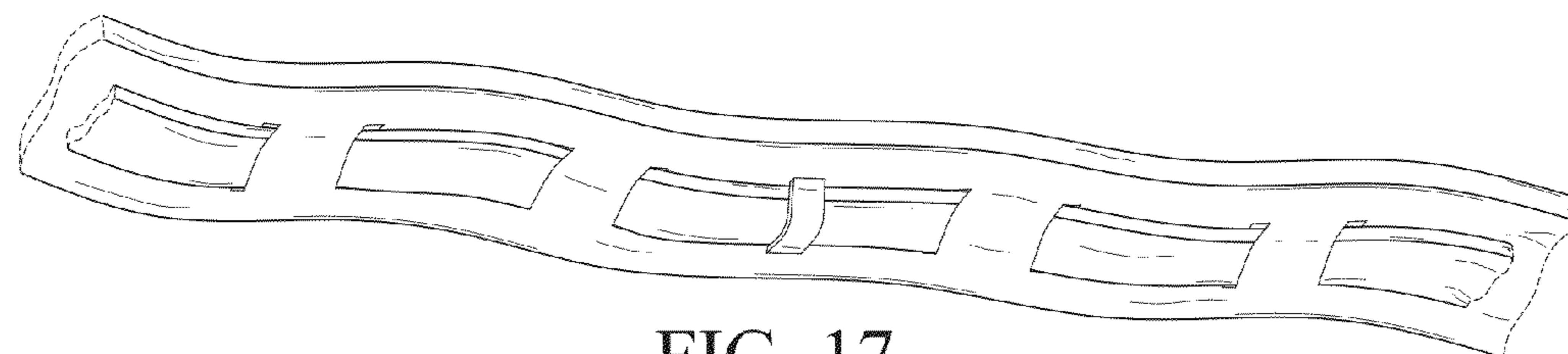


FIG. 17

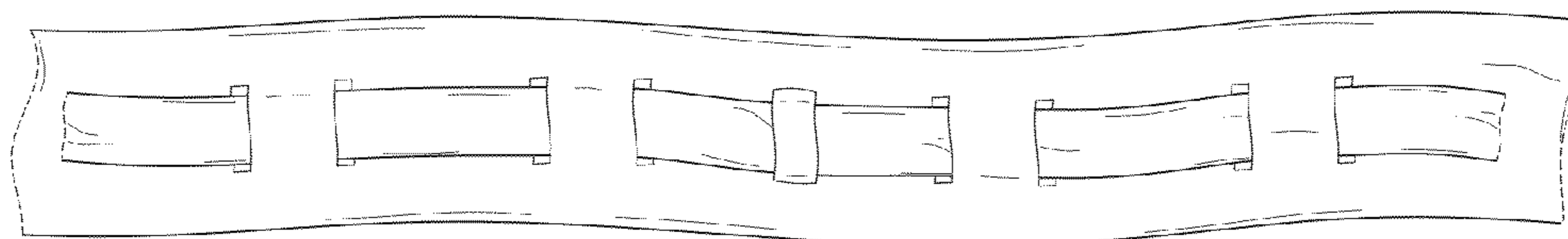


FIG. 18

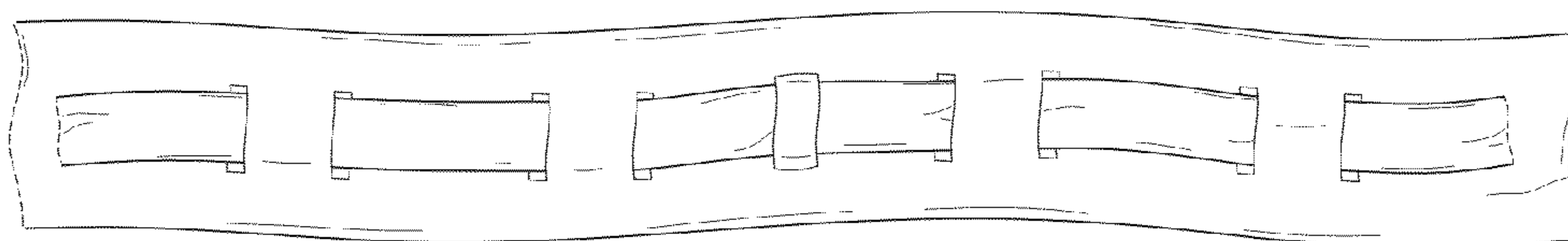


FIG. 19

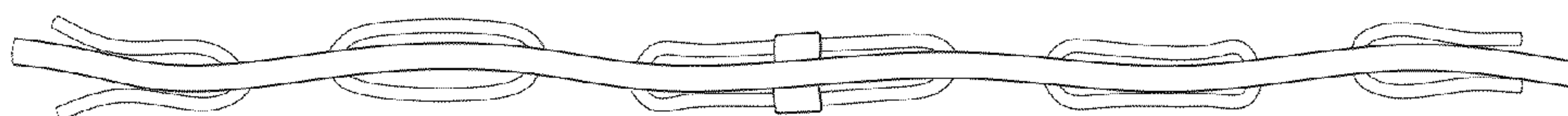


FIG. 20

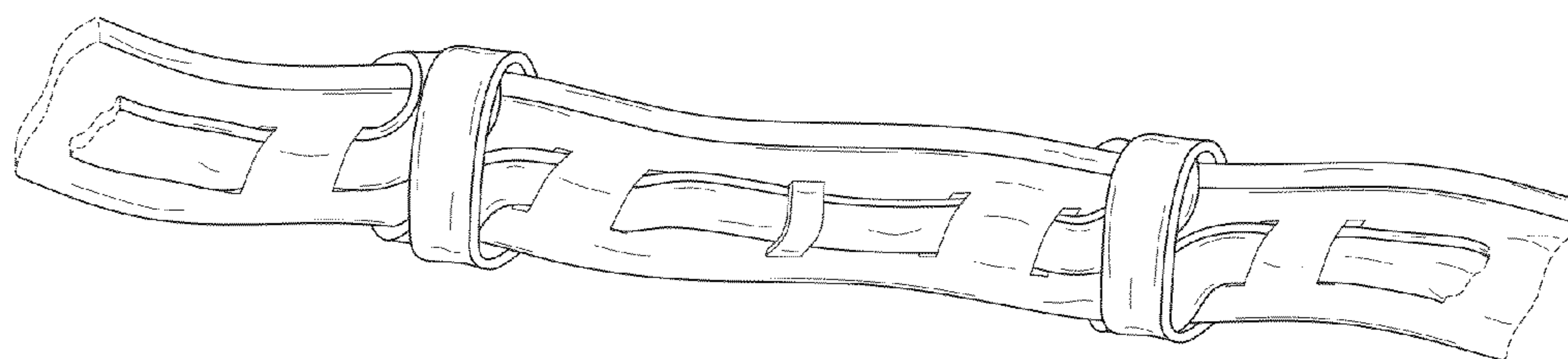


FIG. 21

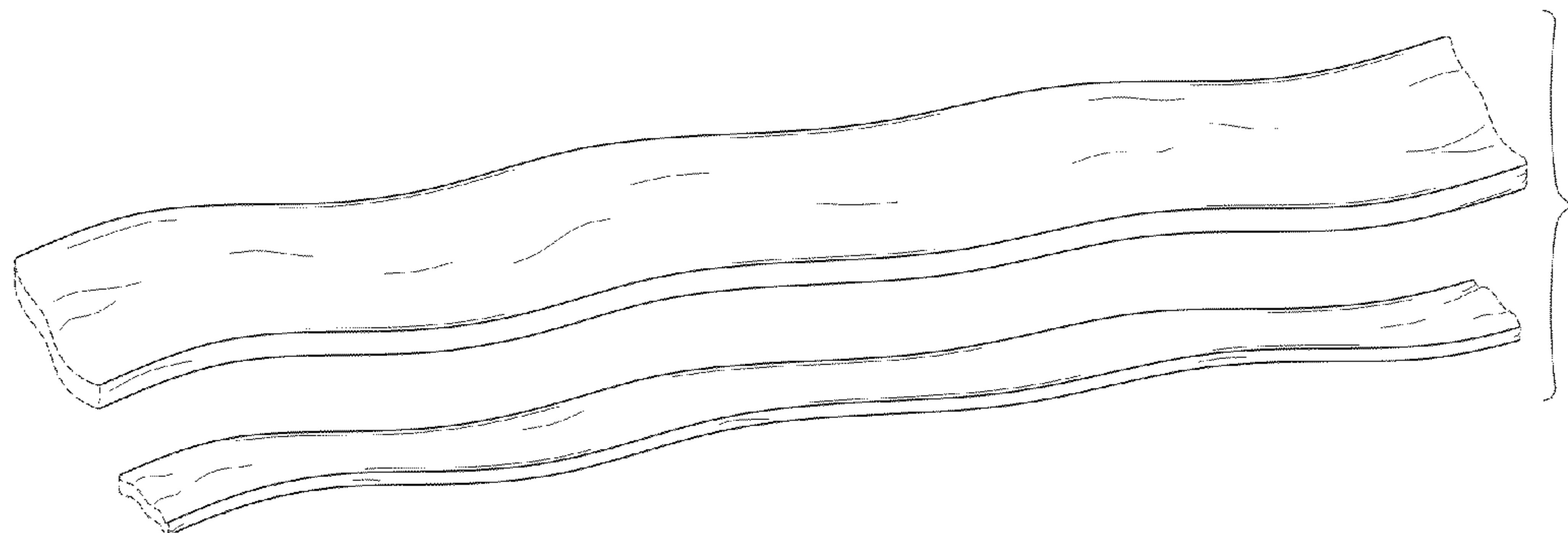


FIG. 22

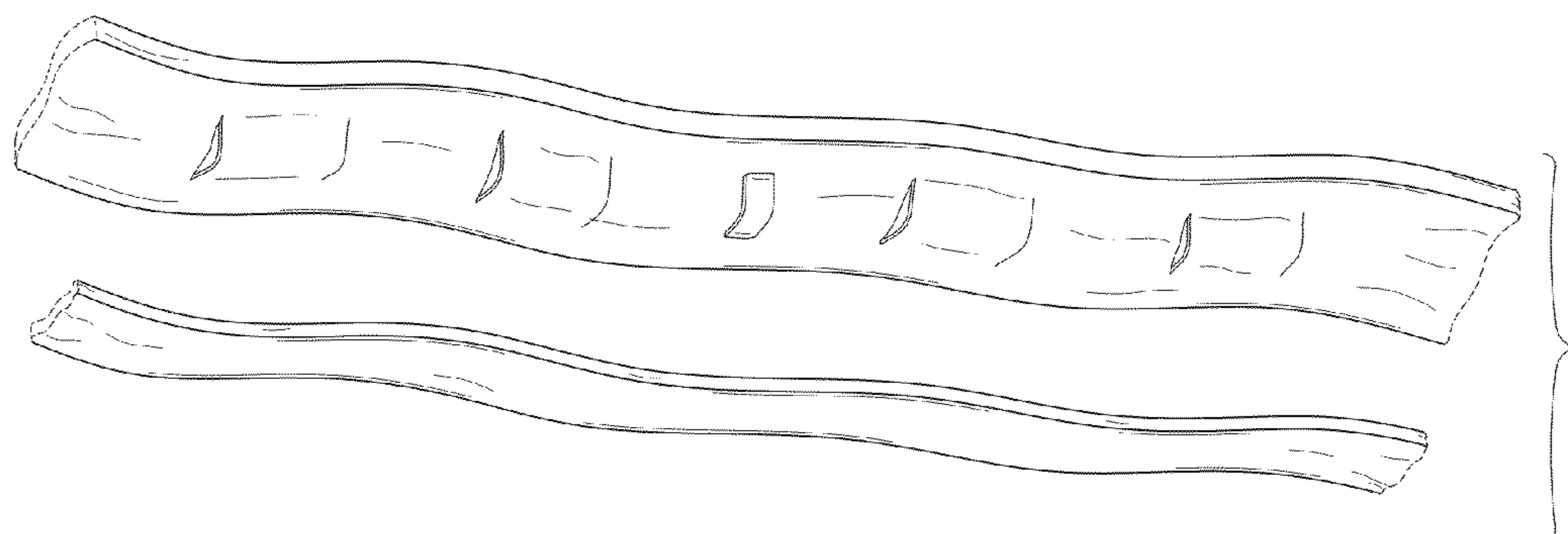


FIG. 23

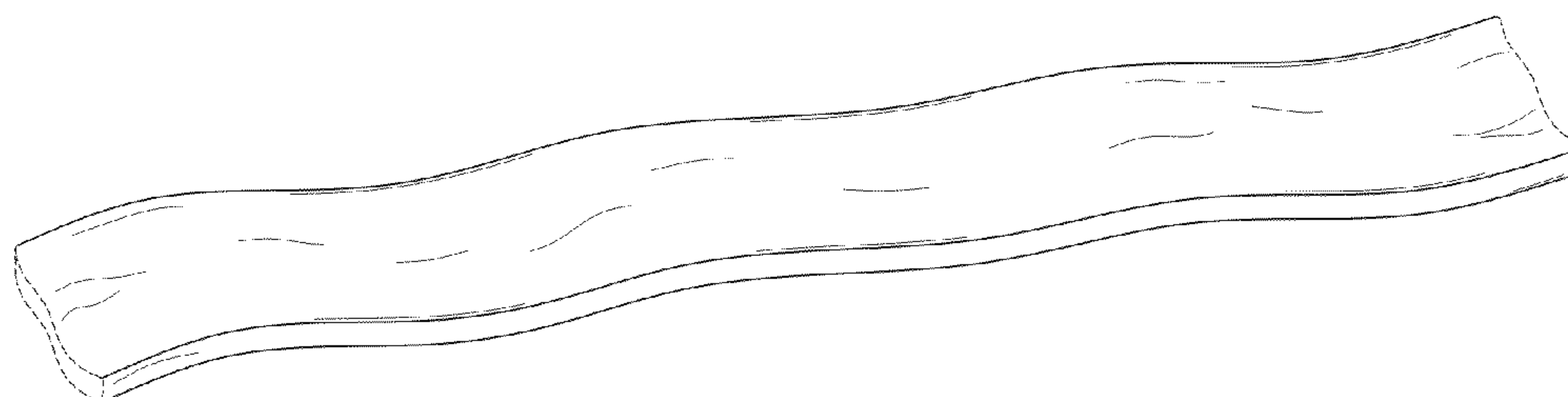


FIG. 24

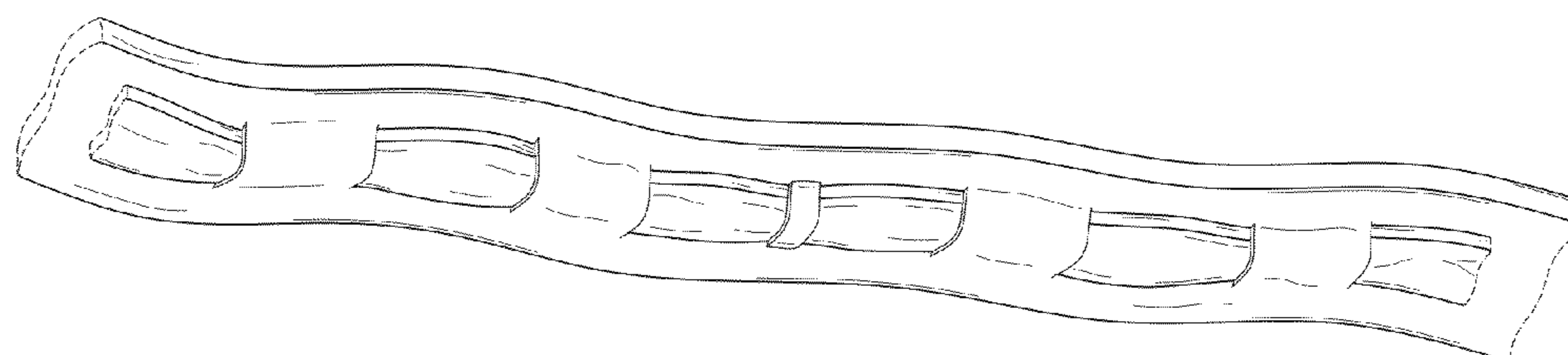


FIG. 25




FIG. 26

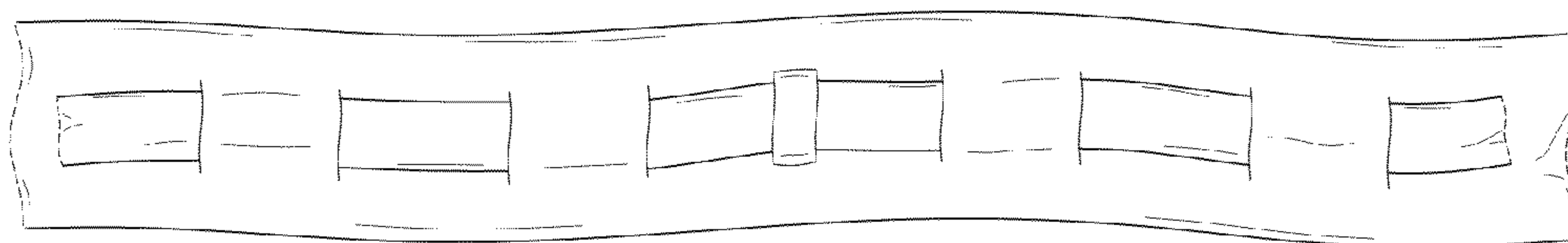


FIG. 27



FIG. 28

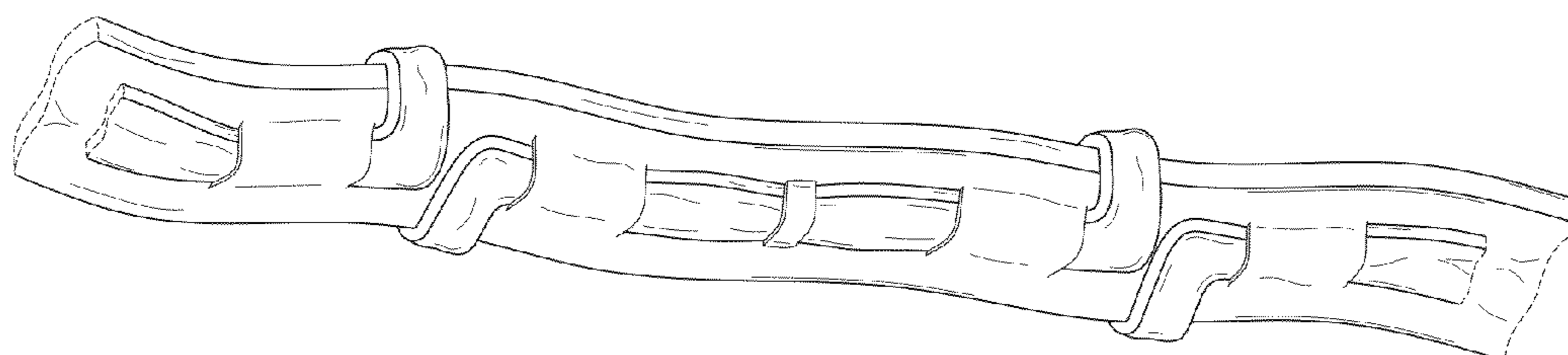


FIG. 29

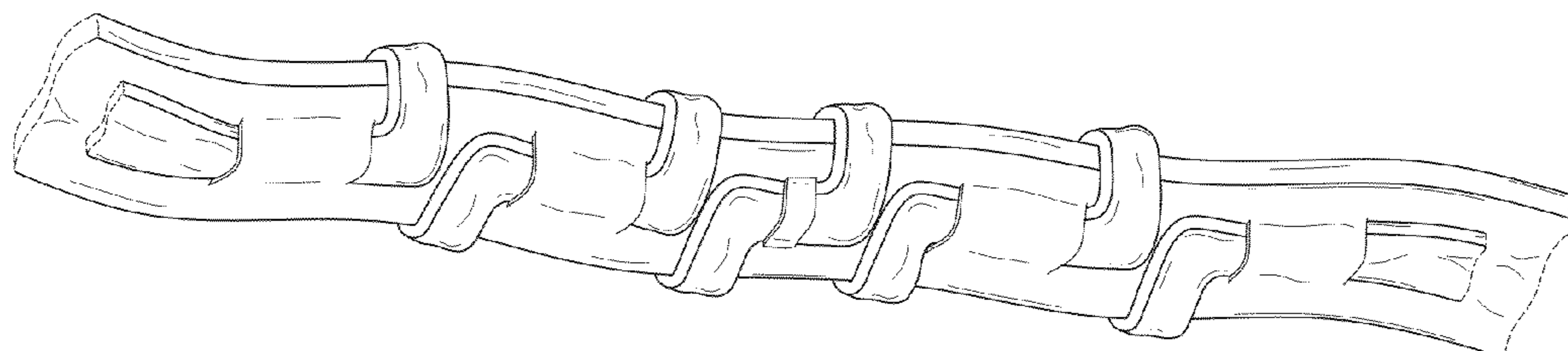


FIG. 30