



US00D718900S

(12) **United States Design Patent**  
**Kikuchi et al.**

(10) **Patent No.:** **US D718,900 S**  
(45) **Date of Patent:** **\*\* Dec. 2, 2014**

(54) **ELECTRIC SHAVER**

D571,956 S \* 6/2008 Nishizawa ..... D28/49  
D571,957 S \* 6/2008 Nishizawa ..... D28/51  
D621,097 S \* 8/2010 Nishizawa ..... D28/51  
D697,265 S \* 1/2014 Bergese ..... D28/53

(71) Applicant: **Panasonic Corporation**, Osaka (JP)

(72) Inventors: **Katsumi Kikuchi**, Kyoto (JP); **Kensaku Okabe**, Osaka (JP)

(73) Assignee: **Panasonic Corporation**, Osaka (JP)

(\*\*) Term: **14 Years**

(21) Appl. No.: **29/491,167**

(22) Filed: **May 19, 2014**

(30) **Foreign Application Priority Data**

Mar. 20, 2014 (JP) ..... 2014-005868

(51) **LOC (10) Cl.** ..... **28-03**

(52) **U.S. Cl.**  
USPC ..... **D28/54**

(58) **Field of Classification Search**  
USPC ..... D28/49-54, 44-48; 30/34.05, 32, 34.1,  
30/34.2, 43-43.92, 29.5, 526-527, 44-45,  
30/272.1, 341, 226-227, 231, 233-233.5,  
30/537  
See application file for complete search history.

(56) **References Cited**

**U.S. PATENT DOCUMENTS**

D479,360 S \* 9/2003 Nishizawa et al. .... D28/49  
D481,491 S \* 10/2003 Nishizawa et al. .... D28/49  
D549,875 S \* 8/2007 Akahori et al. .... D28/51

**FOREIGN PATENT DOCUMENTS**

DE 40706136-0001 2/2008  
JP D1207548 6/2004  
JP D1242183 6/2005  
JP D1269542 4/2006  
JP D1379946 2/2010

\* cited by examiner

*Primary Examiner* — Jennifer Rivard

(74) *Attorney, Agent, or Firm* — Panasonic Patent Center

(57) **CLAIM**

We claim the ornamental design for an electric shaver, as shown and described.

**DESCRIPTION**

FIG. 1 is a front perspective view of an electric shaver of the present invention;  
FIG. 2 is a front view thereof;  
FIG. 3 is a rear view thereof;  
FIG. 4 is a first side view thereof;  
FIG. 5 is a second side view thereof;  
FIG. 6 is a top view thereof; and,  
FIG. 7 is a bottom view thereof.

The broken line showing of electric shaver is included for the purpose of illustrating environment and forms no part of the claimed design.

**1 Claim, 7 Drawing Sheets**

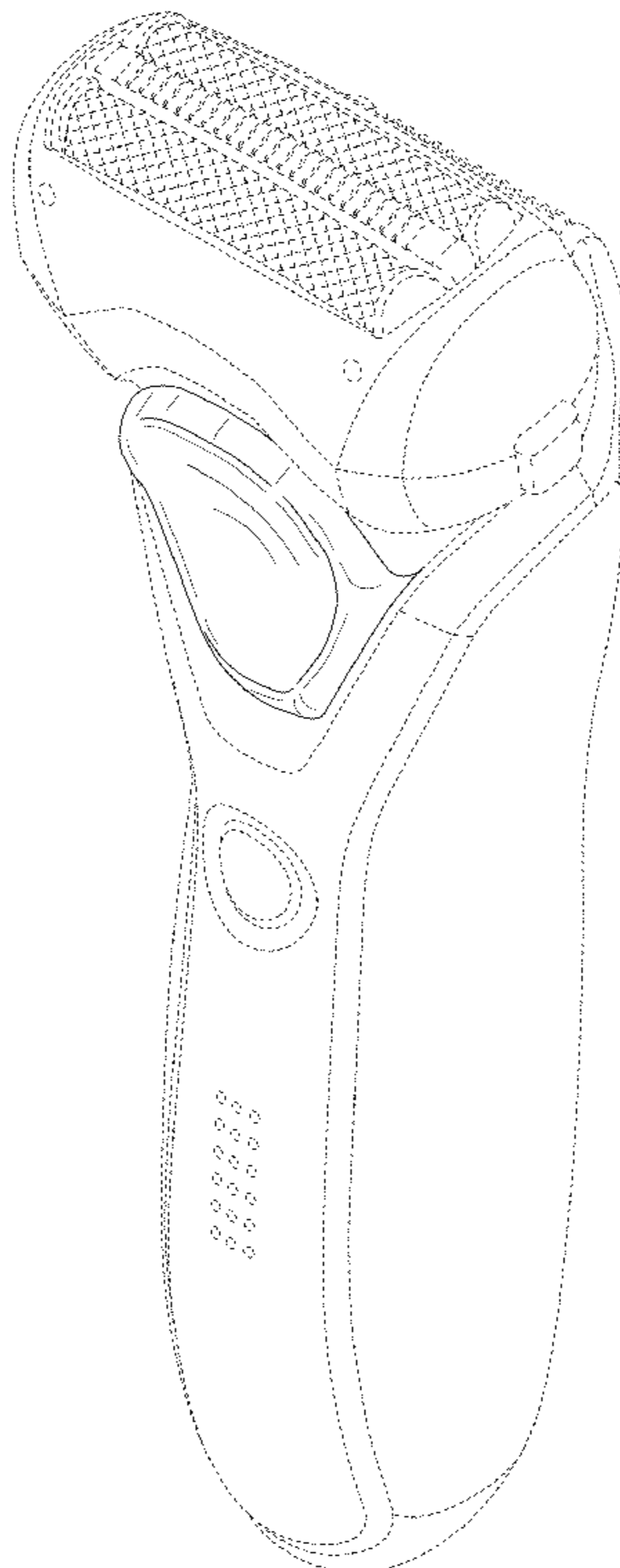


FIG. 1

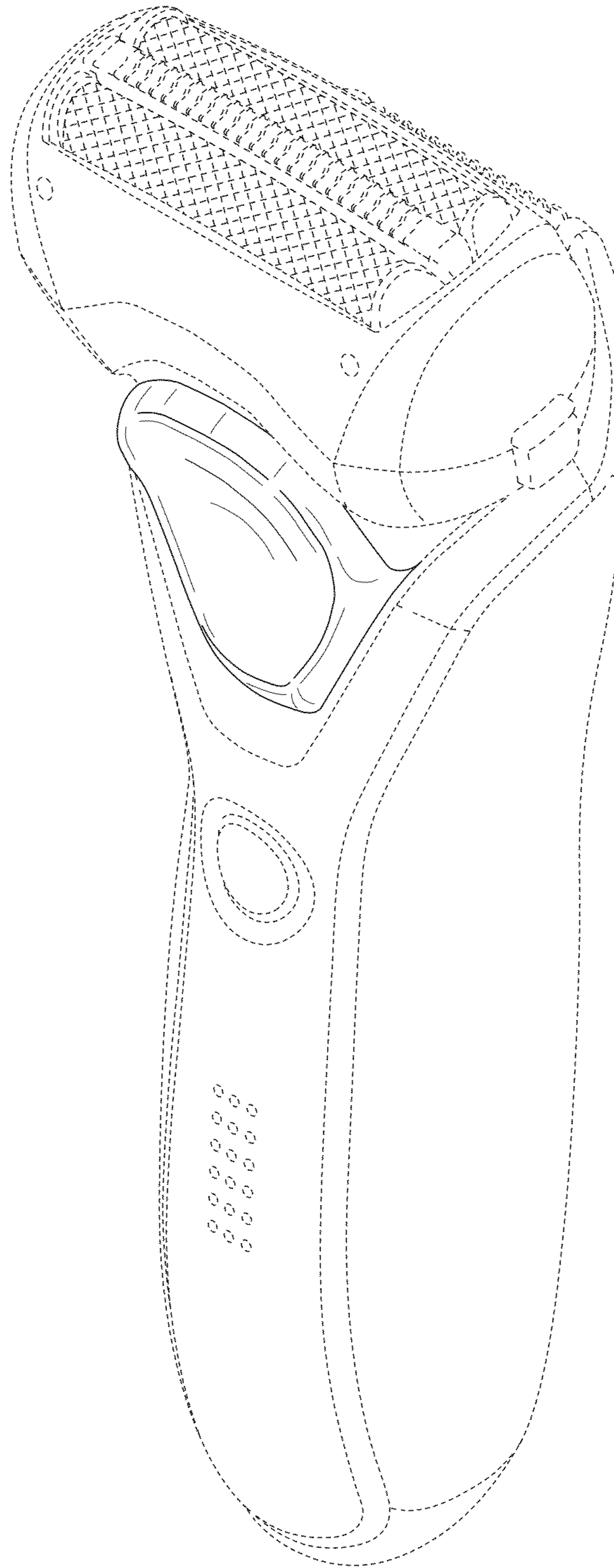


FIG. 2

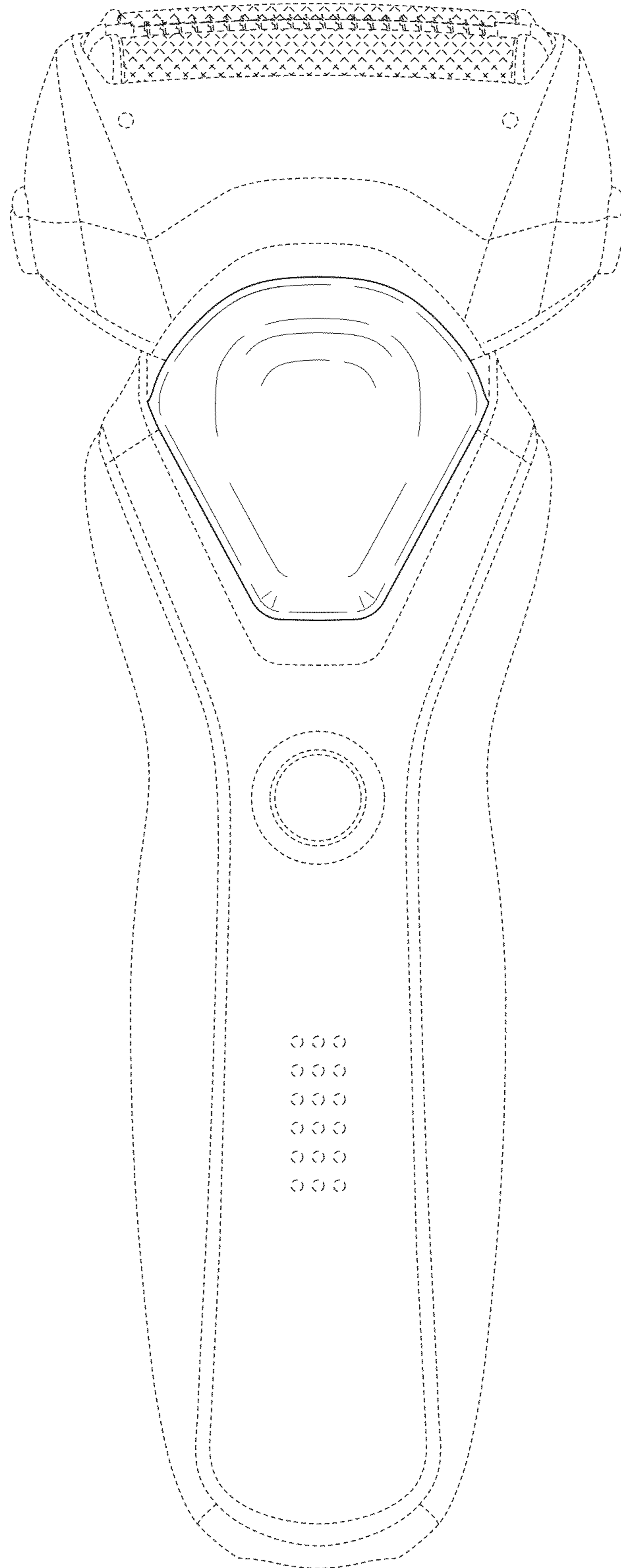


FIG. 3

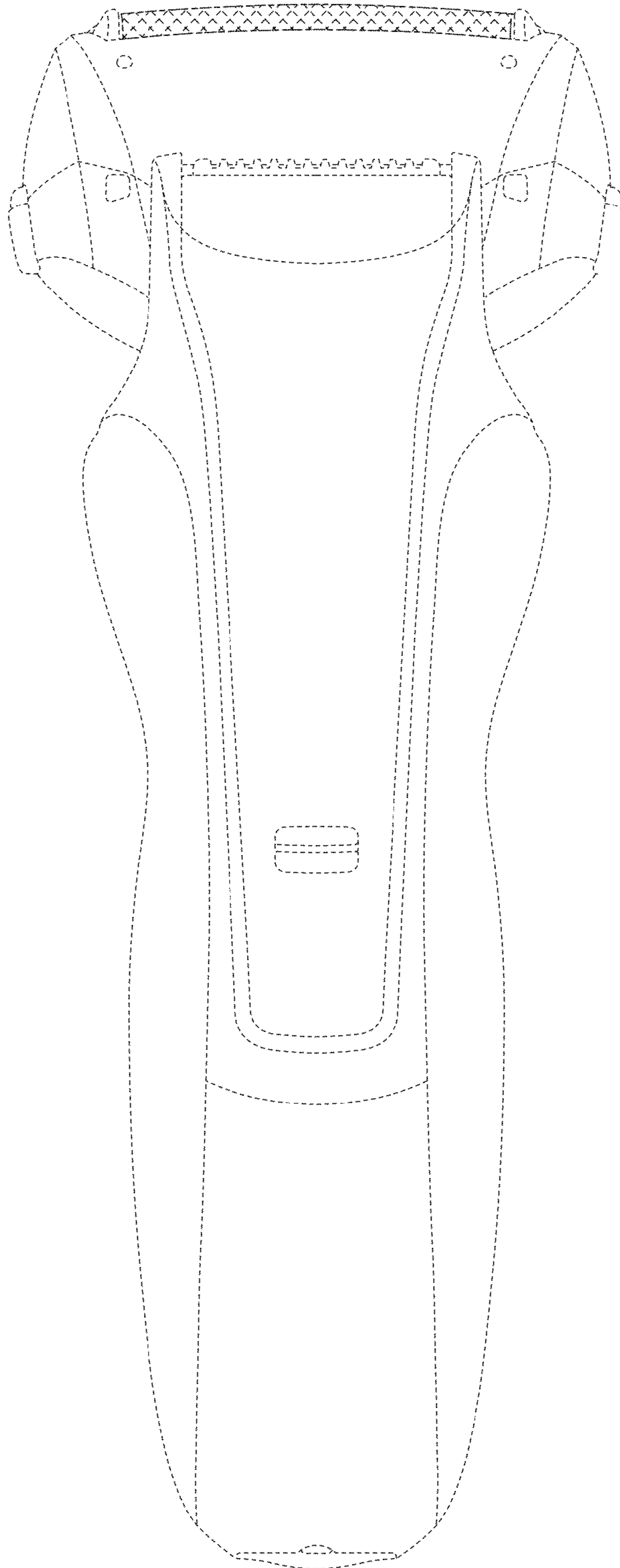


FIG. 4

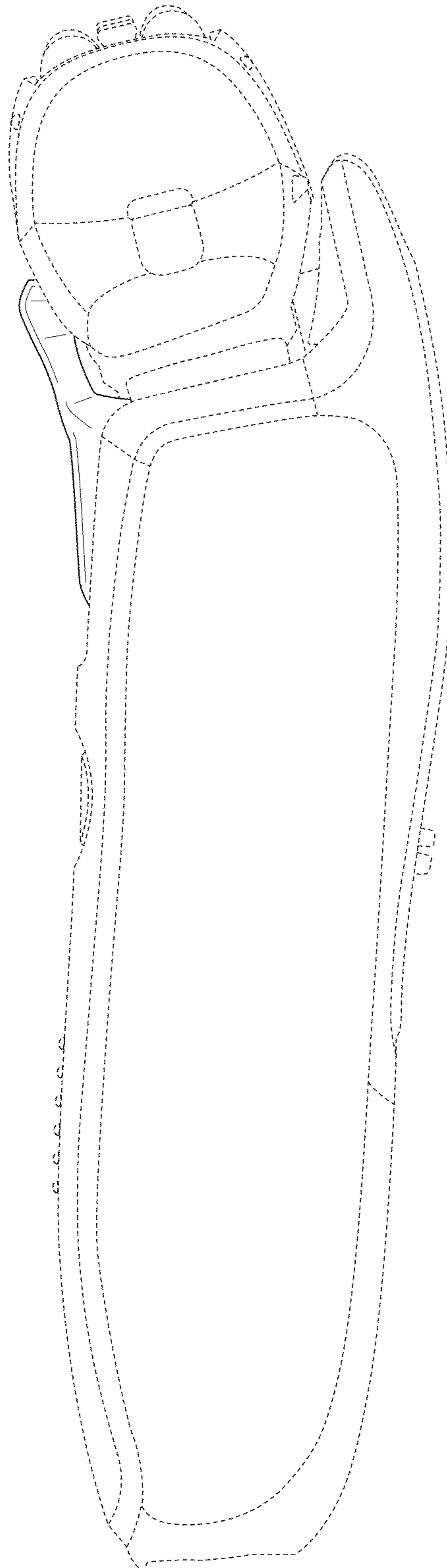


FIG. 5

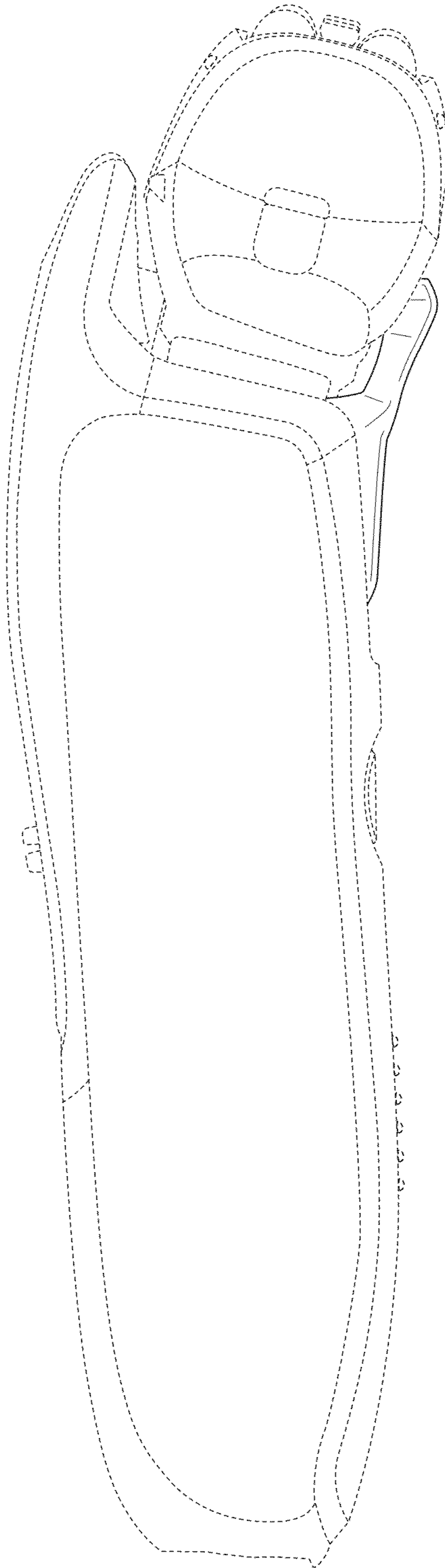


FIG. 6

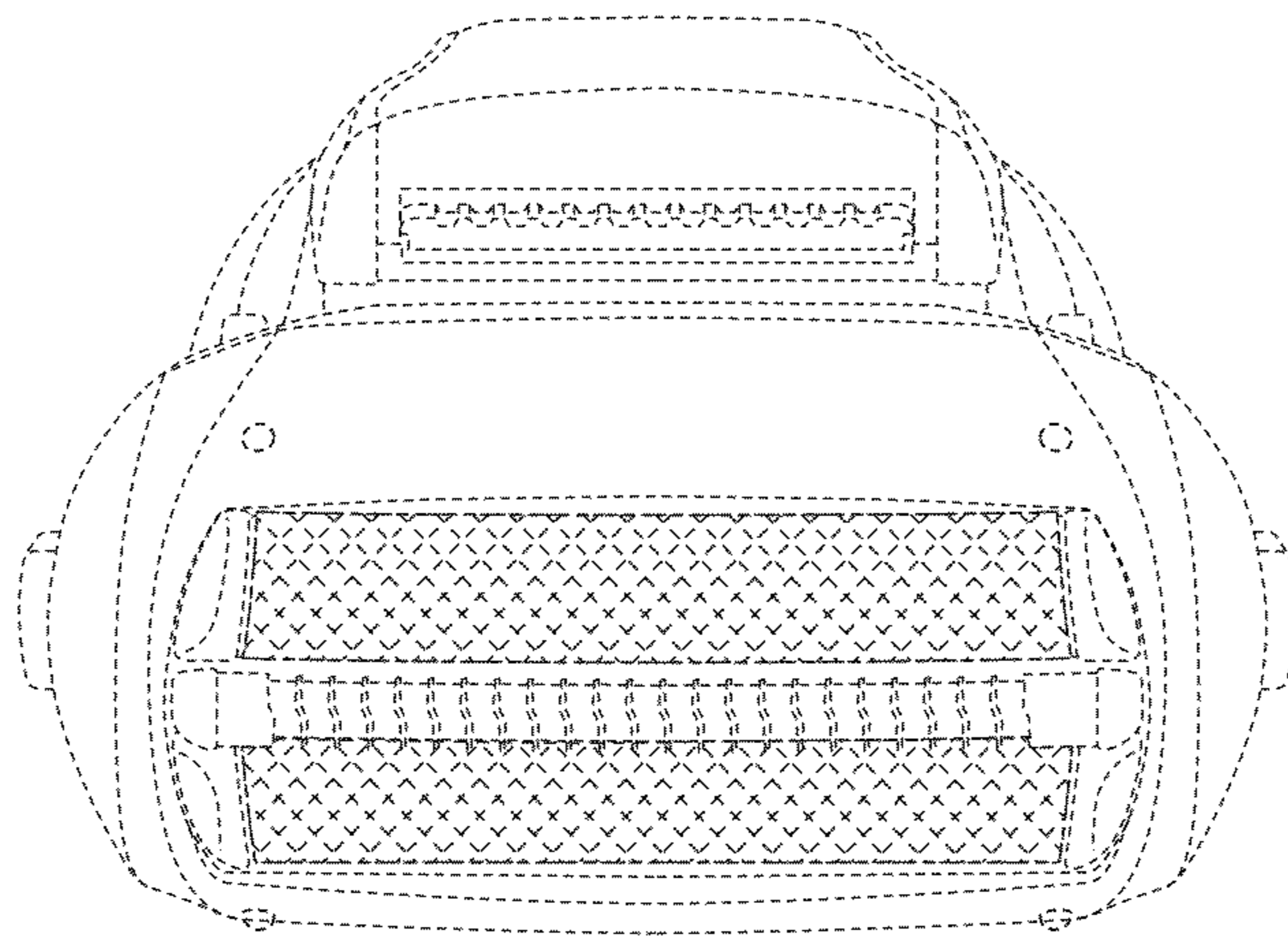


FIG. 7

