



US00D718898S

(12) **United States Design Patent**
Ismiel et al.

(10) **Patent No.:** **US D718,898 S**

(45) **Date of Patent:** **** Dec. 2, 2014**

(54) **WAX APPLICATOR**

(71) Applicants: **Sue Seham Ismiel**, Kenthurst (AU);
Samoel Ismiel, Kenthurst (AU)

(72) Inventors: **Sue Seham Ismiel**, Kenthurst (AU);
Samoel Ismiel, Kenthurst (AU)

(**) Term: **14 Years**

(21) Appl. No.: **29/435,808**

(22) Filed: **Oct. 29, 2012**

(30) **Foreign Application Priority Data**

Apr. 30, 2012 (AU) 12106/2012

(51) **LOC (10) Cl.** **28-01**

(52) **U.S. Cl.**
USPC **D28/7**

(58) **Field of Classification Search**
CPC A45D 34/04
USPC D28/7, 8, 20-22, 30-31, 76, 85, 99;
132/108, 202, 208, 317.32;
401/202-207, 261-267; D4/132-135;
D24/119

See application file for complete search history.

(56) **References Cited**

U.S. PATENT DOCUMENTS

D335,706	S	*	5/1993	Mohajer	D24/119
D587,075	S	*	2/2009	Dibnah et al.	D7/688
D613,452	S	*	4/2010	Angeletta	D28/7
D616,713	S	*	6/2010	Jossem	D7/688
D629,266	S	*	12/2010	Bird	D7/688
D656,667	S	*	3/2012	Castagno et al.	D28/7
D667,165	S	*	9/2012	Strube	D28/7
D694,951	S	*	12/2013	Solomon et al.	D28/7

* cited by examiner

Primary Examiner — Zenia Bennett

(74) *Attorney, Agent, or Firm* — Schwegman Lundberg & Woessner, P.A.

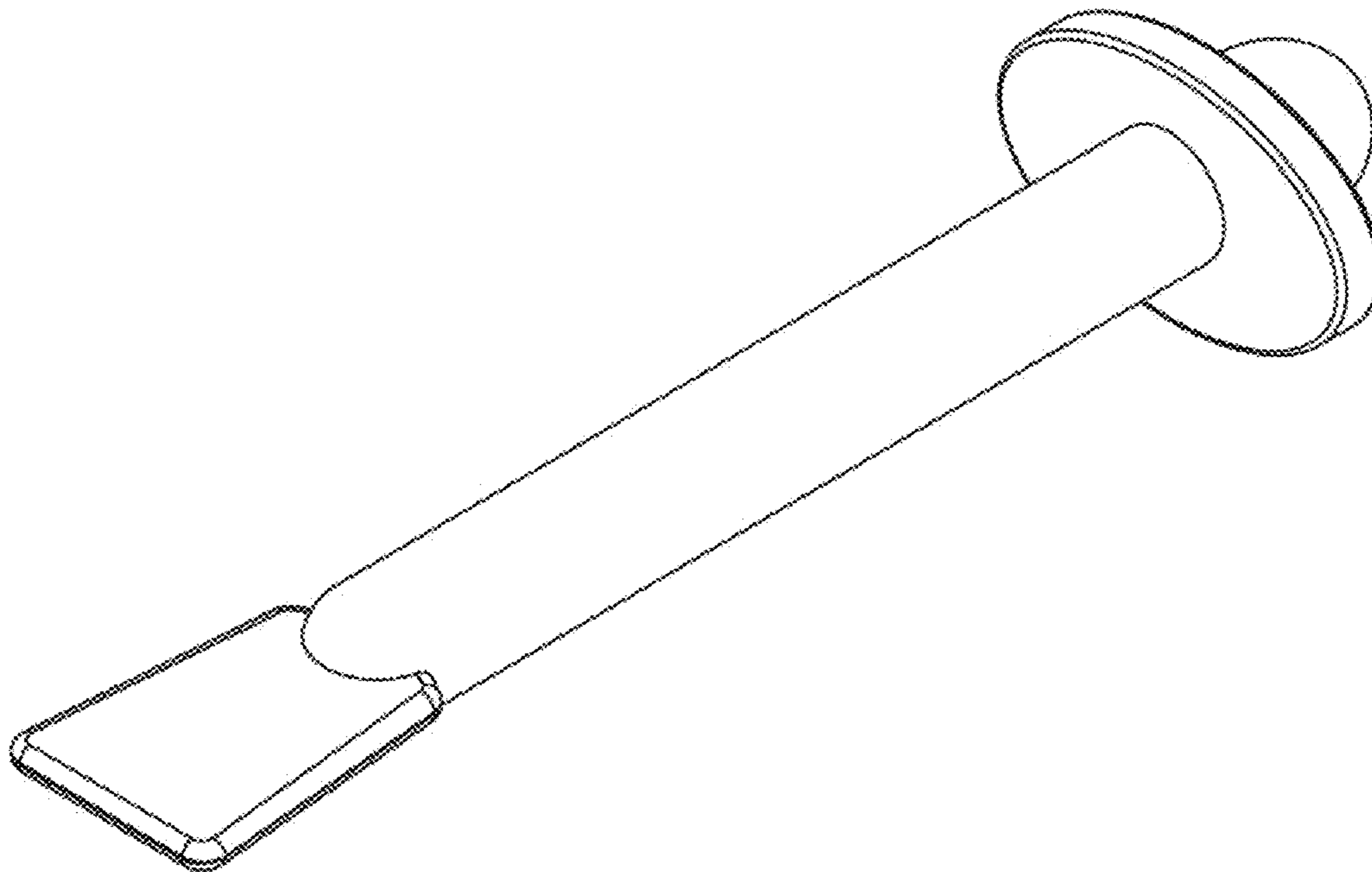
(57) **CLAIM**

The ornamental design for a wax applicator, as shown and described.

DESCRIPTION

FIG. 1 is a perspective view of a wax applicator;
FIG. 2 is a side view of the wax applicator;
FIG. 3 is a plan view of the wax applicator;
FIG. 4 is a end view of the wax applicator; and,
FIG. 5 is a opposite end view of the wax applicator.

1 Claim, 1 Drawing Sheet



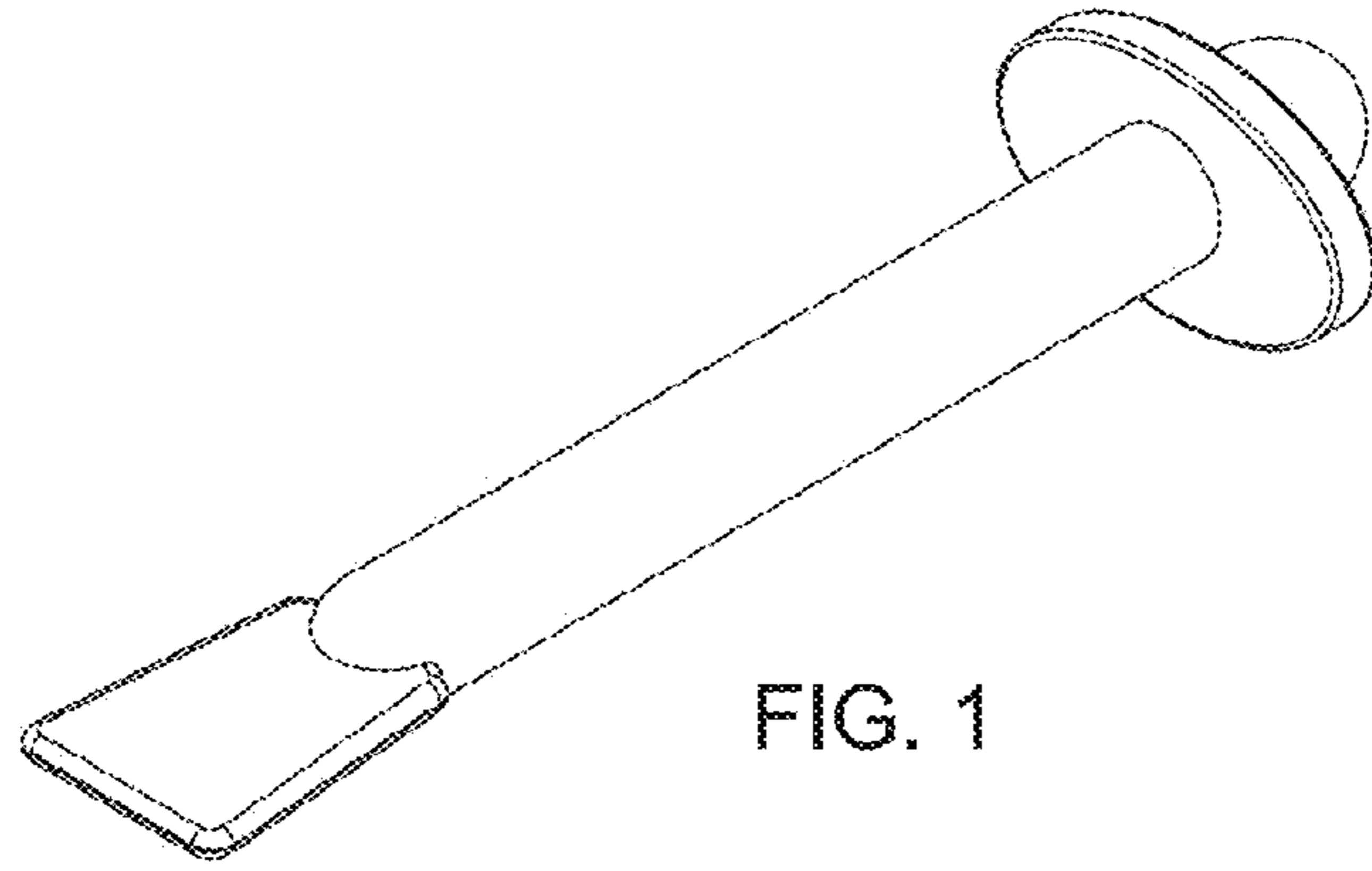


FIG. 1




FIG. 2

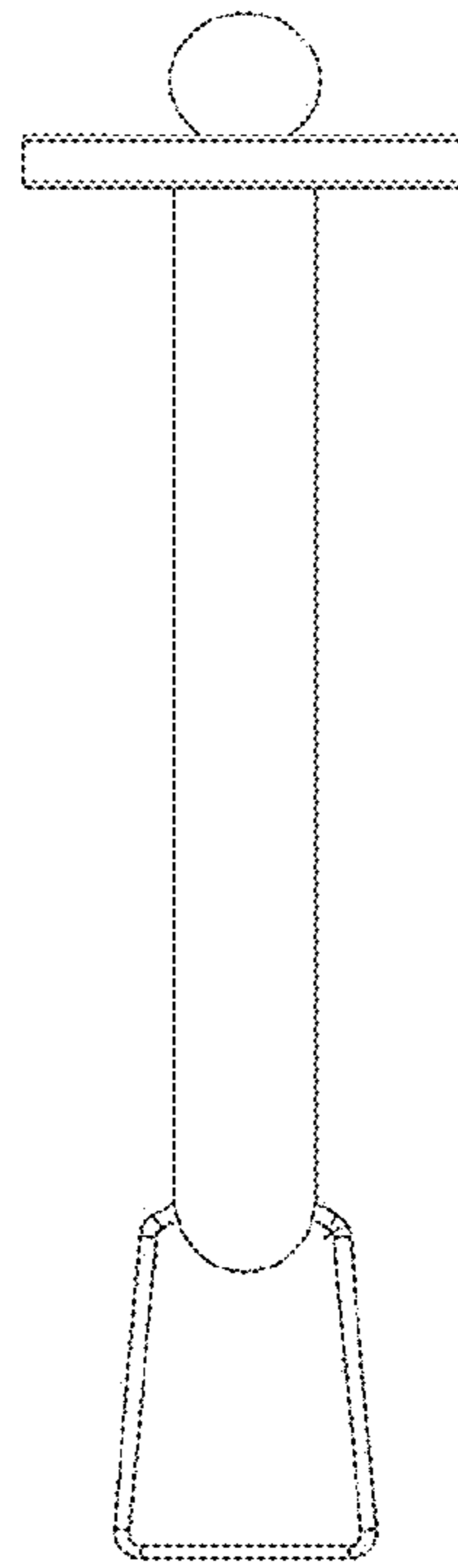


FIG. 3

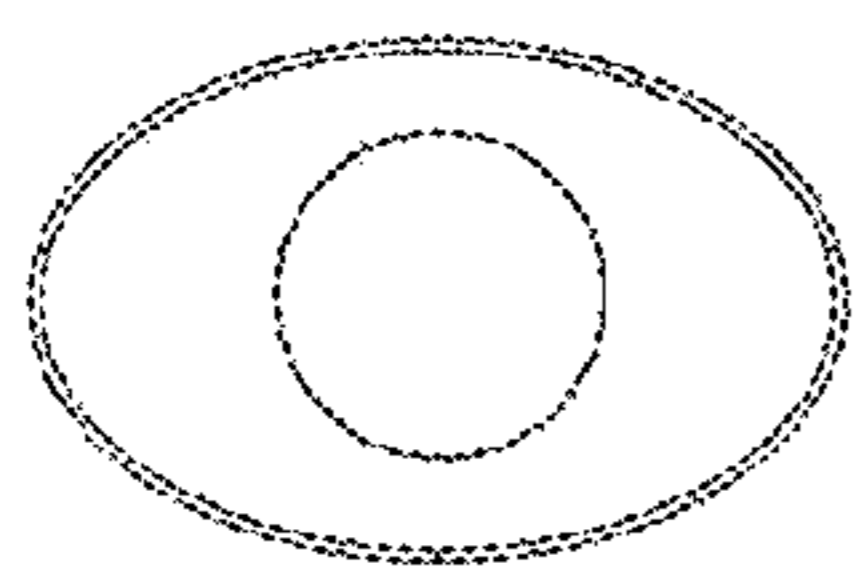


FIG. 4

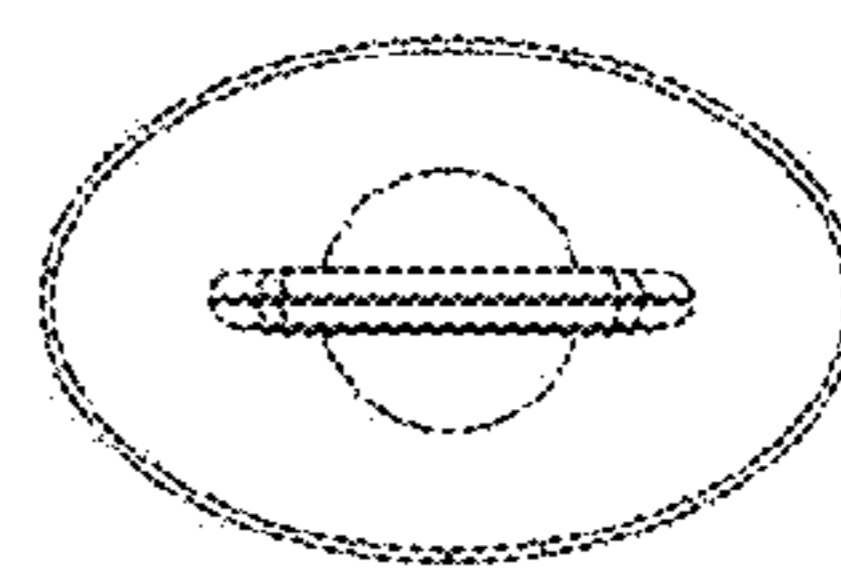


FIG. 5