



US00D718895S

(12) **United States Design Patent**
Auras

(10) **Patent No.:** **US D718,895 S**

(45) **Date of Patent:** **** Dec. 2, 2014**

(54) **AIRPORT-LIGHTING TAXIWAY CURVE**

(75) Inventor: **Klaus Auras**, Lippstadt (DE)

(73) Assignee: **Hella KGAA Hueck & Co.** (DE)

(**) Term: **14 Years**

(21) Appl. No.: **29/416,583**

(22) Filed: **Mar. 23, 2012**

(30) **Foreign Application Priority Data**

Sep. 23, 2011 (EM) 001921966-0001

(51) **LOC (10) Cl.** **26-05**

(52) **U.S. Cl.**
USPC **D26/67**

(58) **Field of Classification Search**
USPC D26/1-6, 28, 51, 60-63, 67, 72, 74, 85,
D26/113, 118, 120, 139; D10/106.2, 106.5,
D10/114.1; 362/29, 120, 145, 146, 148,
362/152, 153, 153.1, 172, 181, 217.01, 235,
362/249.01, 267, 296, 296.01, 310, 315,
362/364, 365, 390, 475, 555, 558-560,
362/632-634

See application file for complete search history.

(56) **References Cited**

U.S. PATENT DOCUMENTS

D183,068 S *	6/1958	Spaulding	D26/51
2,848,597 A *	8/1958	Knottnerus	362/227
3,007,034 A *	10/1961	Reed et al.	362/153
3,066,217 A *	11/1962	McDonald	362/297
3,155,321 A *	11/1964	McDonald	362/223
3,200,243 A *	8/1965	McDevitt et al.	362/153
3,327,104 A *	6/1967	Loch	362/223
3,369,114 A *	2/1968	Carter	362/382
3,697,736 A *	10/1972	Frederiksen	362/235
D246,131 S *	10/1977	Schifrin	D26/28
4,382,274 A *	5/1983	De Backer et al.	362/153
4,617,616 A *	10/1986	Juell et al.	362/267

4,924,364 A *	5/1990	Pannier	362/153.1
D312,319 S *	11/1990	Kunz	D26/72
D415,588 S *	10/1999	Hann	D26/139
6,033,083 A *	3/2000	Reinert, Sr.	362/153.1

(Continued)

FOREIGN PATENT DOCUMENTS

JP	2001184907 A *	7/2001	B64F 1/36
JP	2005259466 A *	9/2005	E01F 9/06
KR	952375 B1 *	4/2010	F21V 29/00

OTHER PUBLICATIONS

Flight Light Inc., Taxiway Centerline Straight Section FAA Light Type L-852A and L-852C "H" Series, Jan. 28, 2006, Products Website, http://www.flightlight.com/airportlighting/honeywell_web/H40_TaxiwayCenterline/H40.html.*

Primary Examiner — Cathron Brooks

Assistant Examiner — Llorellys Martinez-Rivera

(74) *Attorney, Agent, or Firm* — Quarles & Brady LLP

(57) **CLAIM**

The ornamental design for an airport-lighting taxiway curve, as shown and described.

DESCRIPTION

FIG. 1 is a top, front, right perspective view of an airport-lighting taxiway curve embodying my new design;

FIG. 2 is a top plan view thereof;

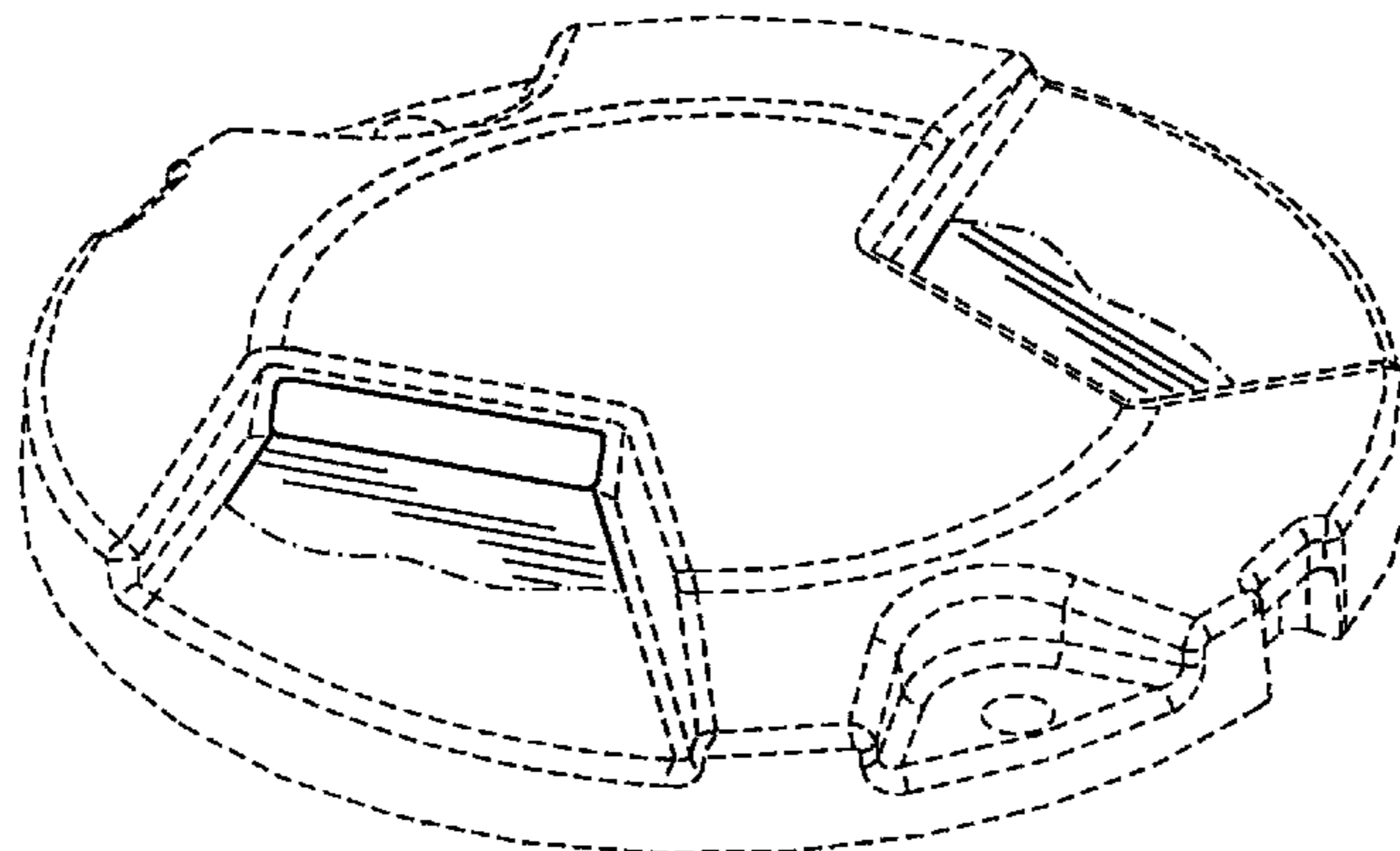
FIG. 3 is a front elevational view thereof;

FIG. 4 is an enlarged, cross-section detailed view taken along line 4-4 of FIG. 2; and,

FIG. 5 is an enlarged, cross-section detailed view taken along line 5-5 of FIG. 2.

The dash-dash broken line representations in the views are for the purpose of illustrating unclaimed environment of the claimed design. The dot-dash-dot broken line representations define unclaimed boundaries of the claimed design.

1 Claim, 3 Drawing Sheets



(56)

References Cited

U.S. PATENT DOCUMENTS

6,113,245	A *	9/2000	Reinert, Sr.	362/153.1	8,138,661	B2 *	3/2012	Kokubu et al.	362/555
D589,638	S *	3/2009	Collins	D26/72	8,152,347	B2 *	4/2012	Brukilacchio	362/555
D590,087	S *	4/2009	Manscher	D26/72	D670,421	S *	11/2012	Herberholt	D26/63
D617,929	S *	6/2010	Kuo	D26/60	D680,253	S *	4/2013	Herberholt	D26/60
D623,326	S *	9/2010	Chen	D26/63	D690,847	S *	10/2013	Wang	D26/51
7,878,673	B2 *	2/2011	Kempkey et al.	362/555	2001/0010803	A1 *	8/2001	Freeman et al.	D26/6
D643,951	S *	8/2011	Cai	D26/28	2007/0139959	A1 *	6/2007	Yang	362/555
						2008/0094679	A1 *	4/2008	Wang et al.	362/555
						2009/0027914	A1 *	1/2009	Wu	362/555
						2013/0170205	A1 *	7/2013	Abel et al.	362/249.01

* cited by examiner

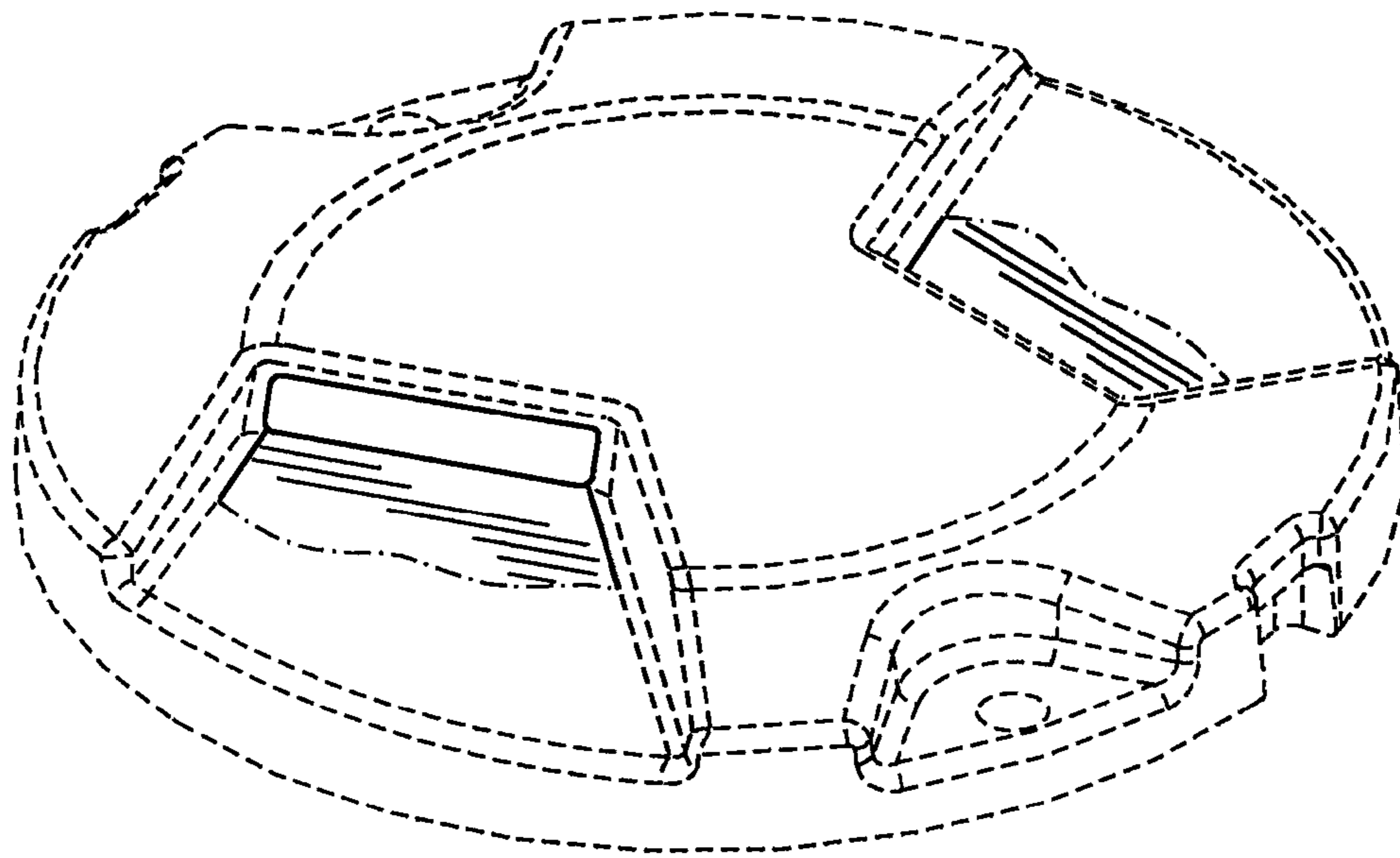


FIG. 1

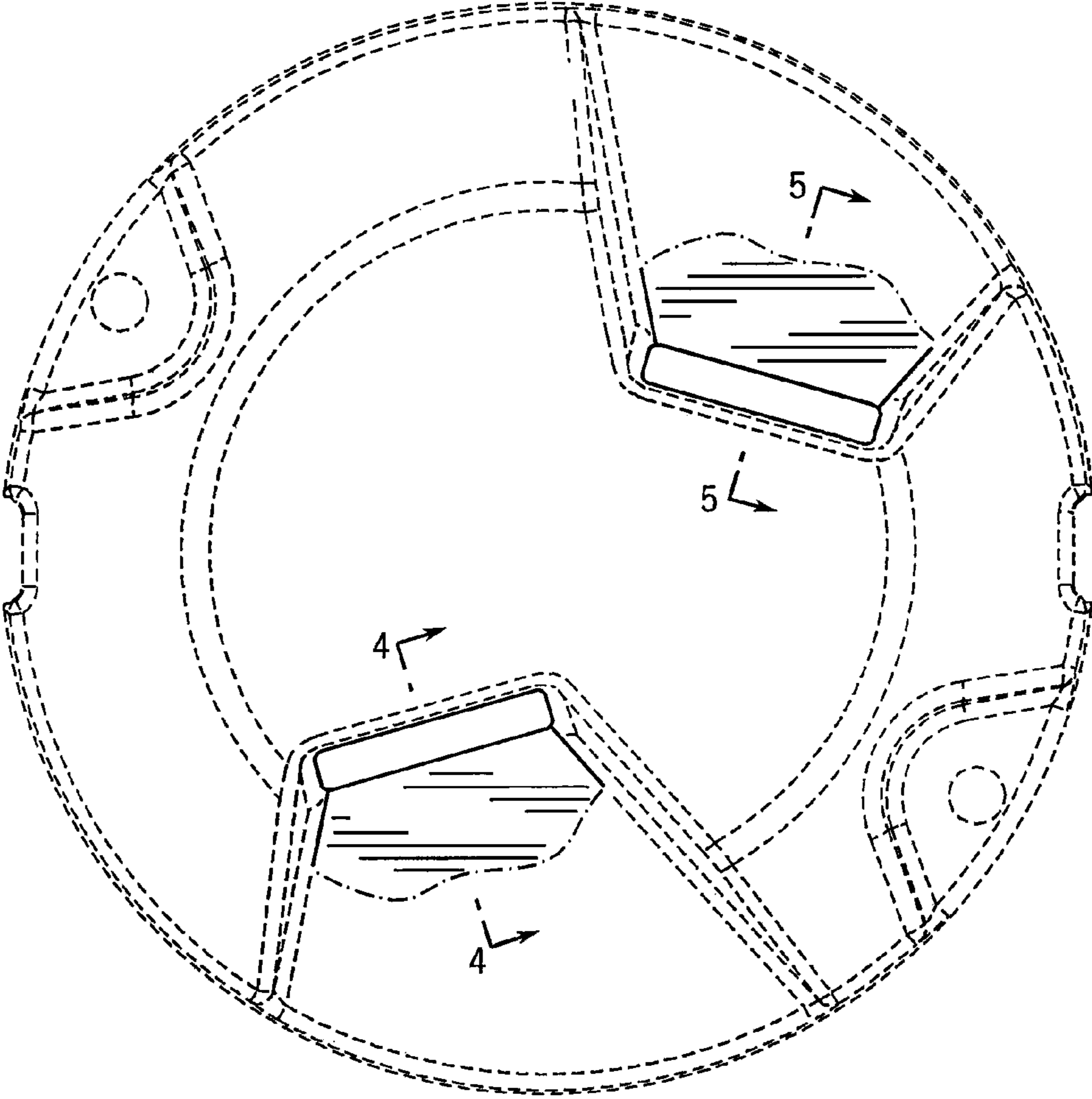


FIG. 2

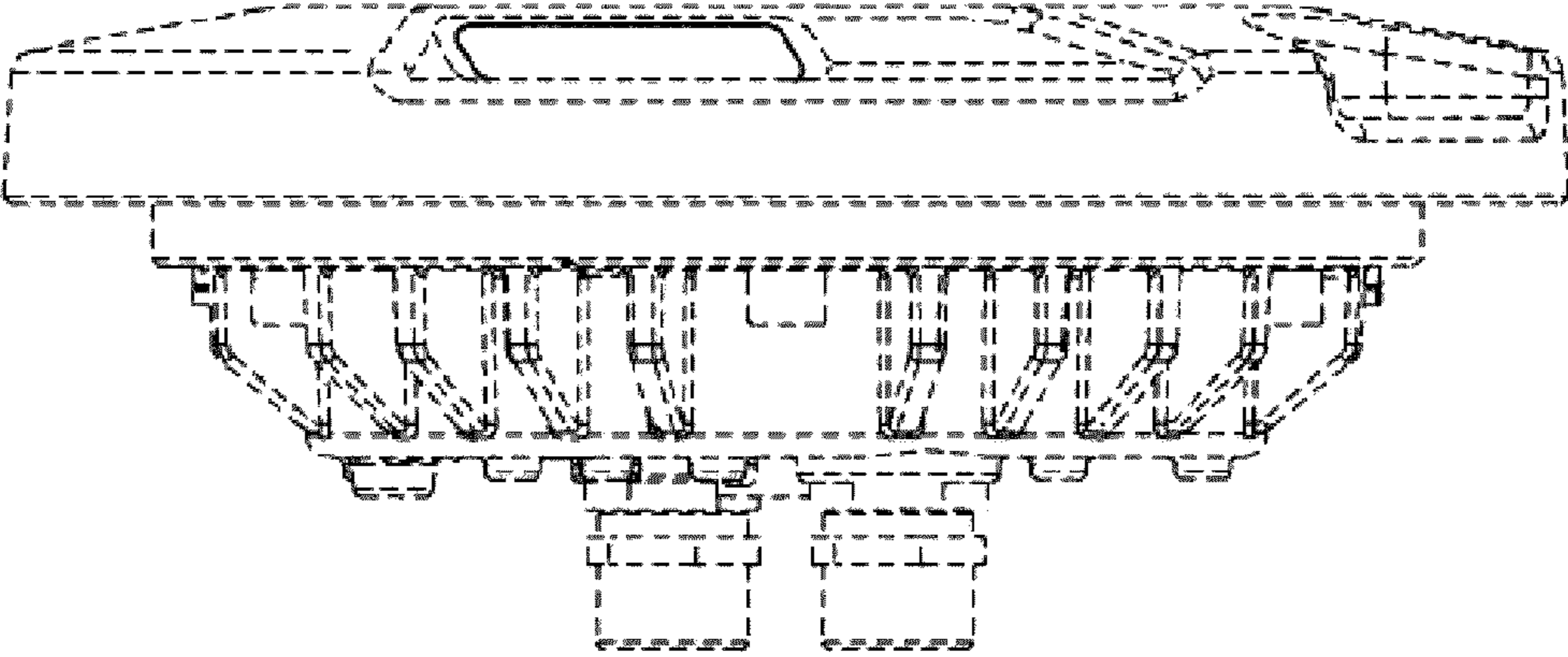


FIG. 3

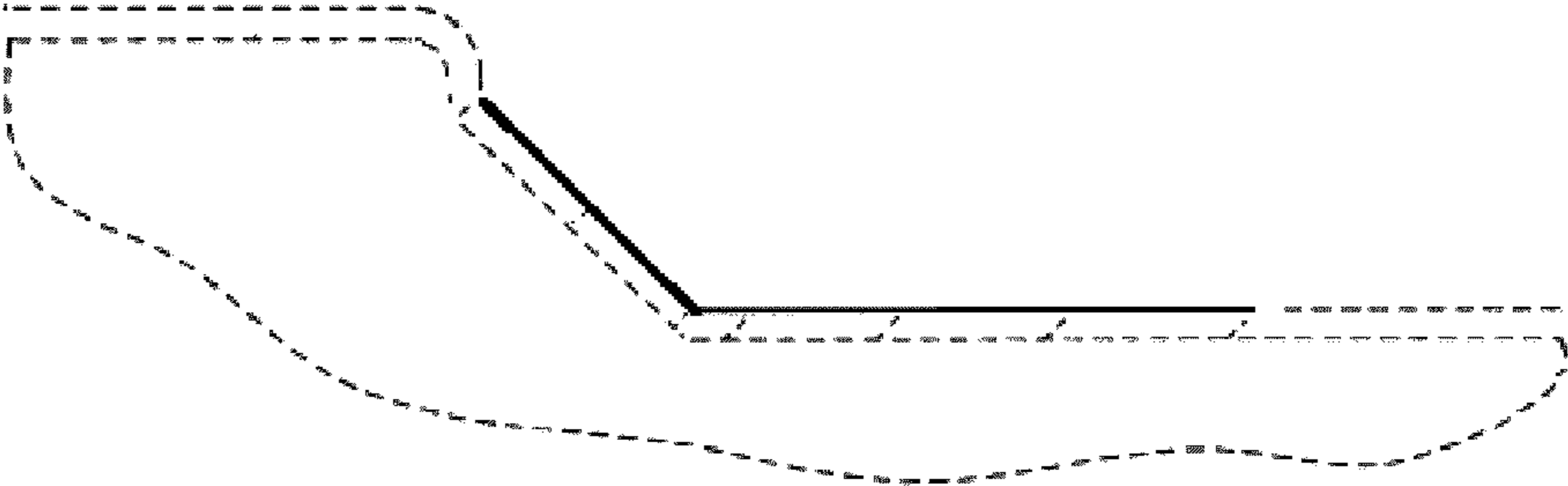


FIG. 4

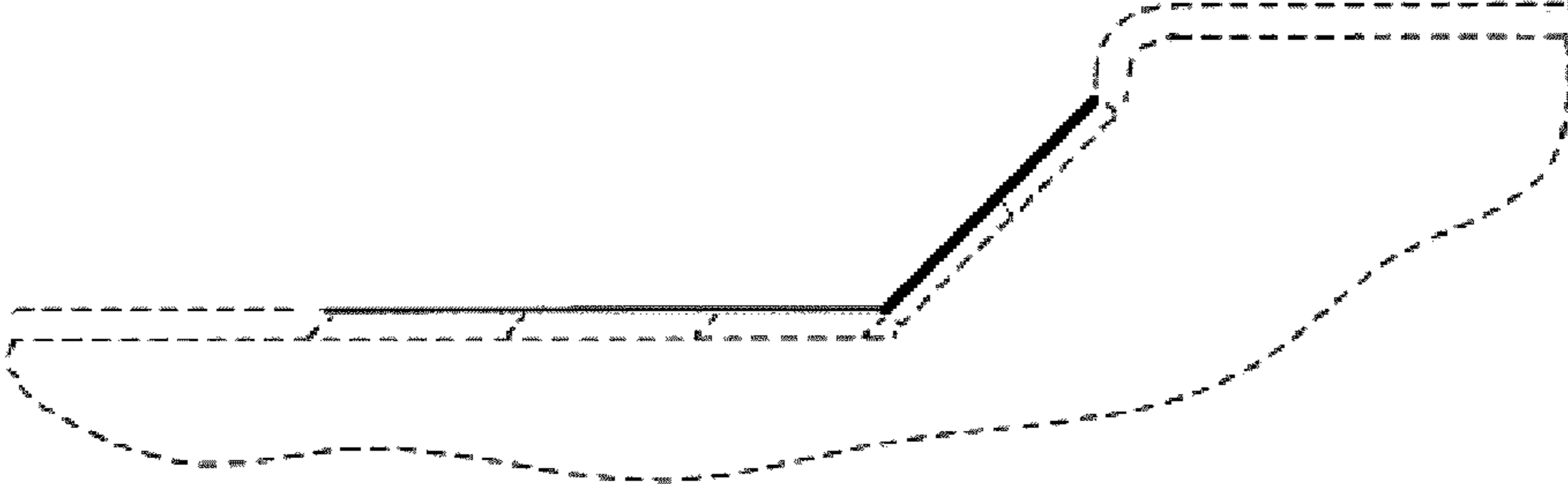


FIG. 5