



US00D71888S

(12) **United States Design Patent**
Schwarz et al.

(10) **Patent No.:** **US D718,888 S**
(45) **Date of Patent:** **** Dec. 2, 2014**

(54) **WALL PANEL WITH SIMULATED STACKED STONE**

(71) Applicant: **Exteria Building Products, LLC**,
Miami, FL (US)

(72) Inventors: **Stefan Schwarz**, Coral Springs, FL
(US); **Kevin Martin**, Miramar, FL (US)

(73) Assignee: **Exteria Building Products, LLC**,
Miami, FL (US)

(**) Term: **14 Years**

(21) Appl. No.: **29/443,406**

(22) Filed: **Jan. 17, 2013**

(51) **LOC (10) CL.** **25-01**

(52) **U.S. CL.**
USPC **D25/151**

(58) **Field of Classification Search**
CPC ... E04F 13/0814; E04F 13/141; E04F 13/147;
E04F 13/105; E04F 13/123; E04F 13/0871;
E04F 13/0873; E04F 13/007
USPC D25/151, 163, 140; 52/314, 316, 405.1,
52/442, 474

See application file for complete search history.

(56) **References Cited**

U.S. PATENT DOCUMENTS

3,217,453	A *	11/1965	Meadow	52/314
3,524,790	A *	8/1970	Mason	428/60
4,665,673	A *	5/1987	Diana	52/314
D552,767	S *	10/2007	Nguyen	D25/163
D622,419	S *	8/2010	King	D25/151

OTHER PUBLICATIONS

Russian Office Action for Application No. 2013500888, dated Dec. 17, 2013, 3 pages.

Russian Decision for Application No. 2013500888, dated Apr. 3, 2014, 5 pages.

Magazine, "Decoration & Renovation", No. 22/305/2006, p. 257, dated Jun. 11, 2006.

Catalogue, Art Stone, by Ideal Stone, No. 6, p. 20, "Salvador", p. 32 "Weathered Rock", Mosbuild Exhibition, dated Apr. 14, 2010, 4 pages.

Advertising Booklet, Center of Natural and Artificial Stone, design "18300 Palmeri", and "Vr44 Arden", National Building Materials Exhibition, dated Jan. 30, 2009, 2 pages.

Magazine, Tiles & Stone, p. 111, designs, "Rough Spall" and "Ancient Layer", dated 2002, 2 pages.

Magazine, Tiles. Stone. Mosaic, p. 155, design #60300, p. 159 design "Fine Chalkstone", dated 2003, 3 pages.

* cited by examiner

Primary Examiner — Doris Clark

(74) *Attorney, Agent, or Firm* — Drinker Biddle & Reath LLP

(57) **CLAIM**

The ornamental design for a wall panel with simulated stacked stone, as shown and described.

DESCRIPTION

FIG. 1 is a front view of a wall panel with simulated stacked stone according to the present invention.

FIG. 2 is a rear view of the wall panel with simulated stacked stone of FIG. 1.

FIG. 3 is a top view of the wall panel with simulated stacked stone of FIG. 1.

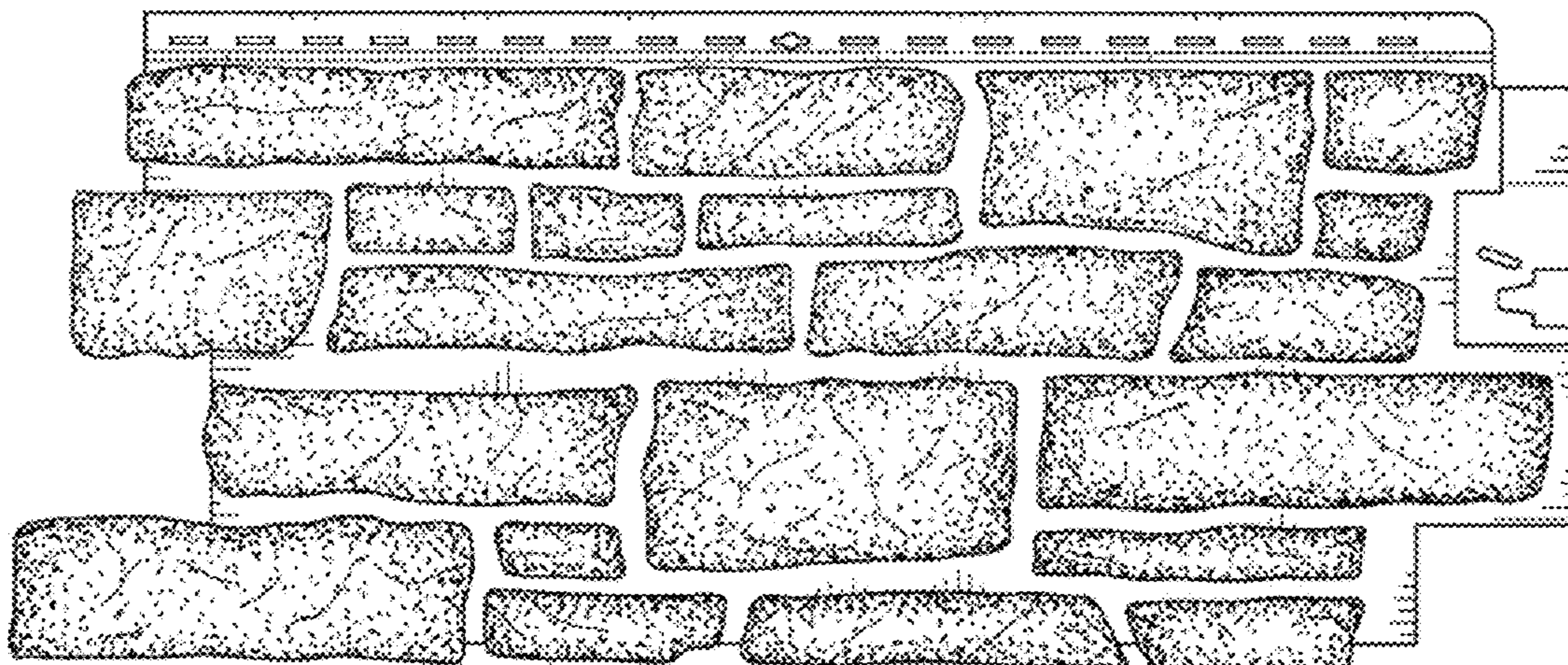
FIG. 4 is a bottom view of the wall panel with simulated stacked stone of FIG. 1.

FIG. 5 is a left side view of the wall panel with simulated stacked stone of FIG. 1; and,

FIG. 6 is a right side view of the wall panel with simulated stacked stone of FIG. 1.

The portions of the design shown in dashed lines do not form a part of the claimed invention.

1 Claim, 2 Drawing Sheets



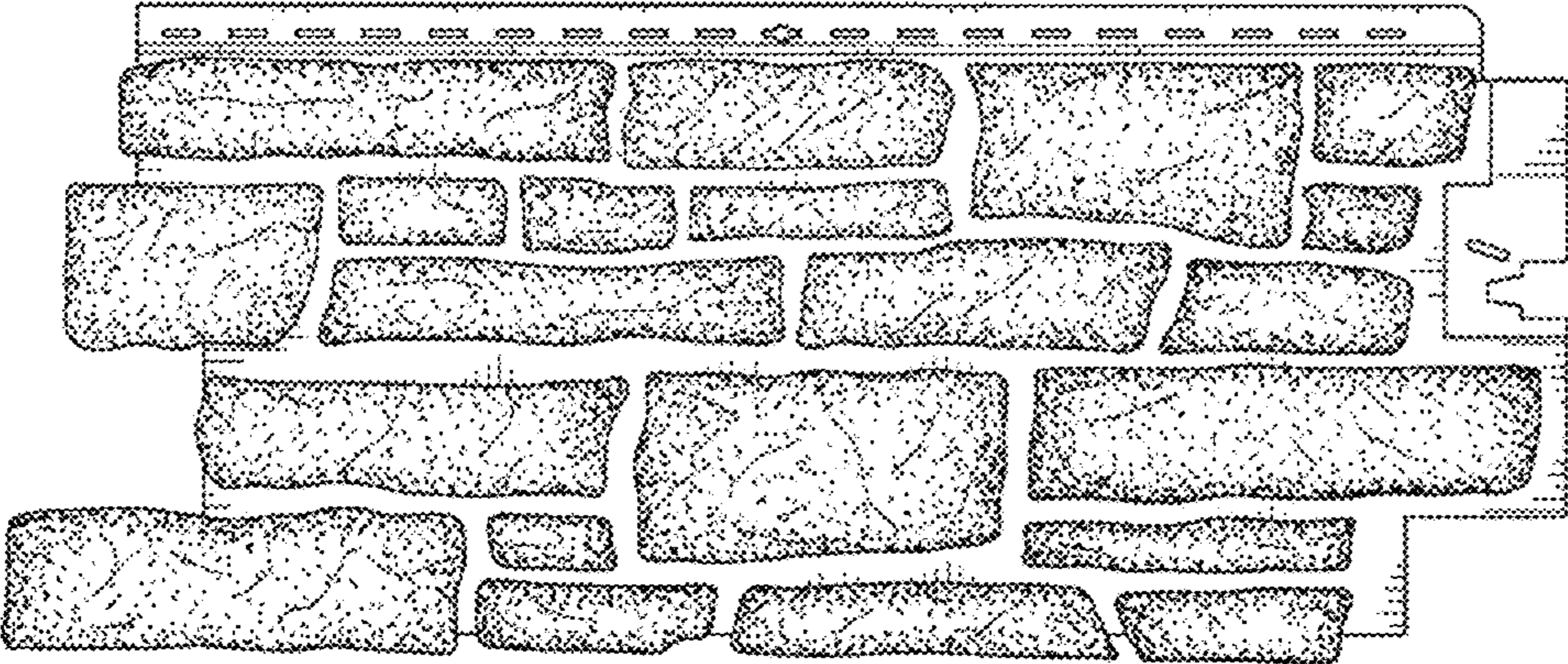


FIG. 1

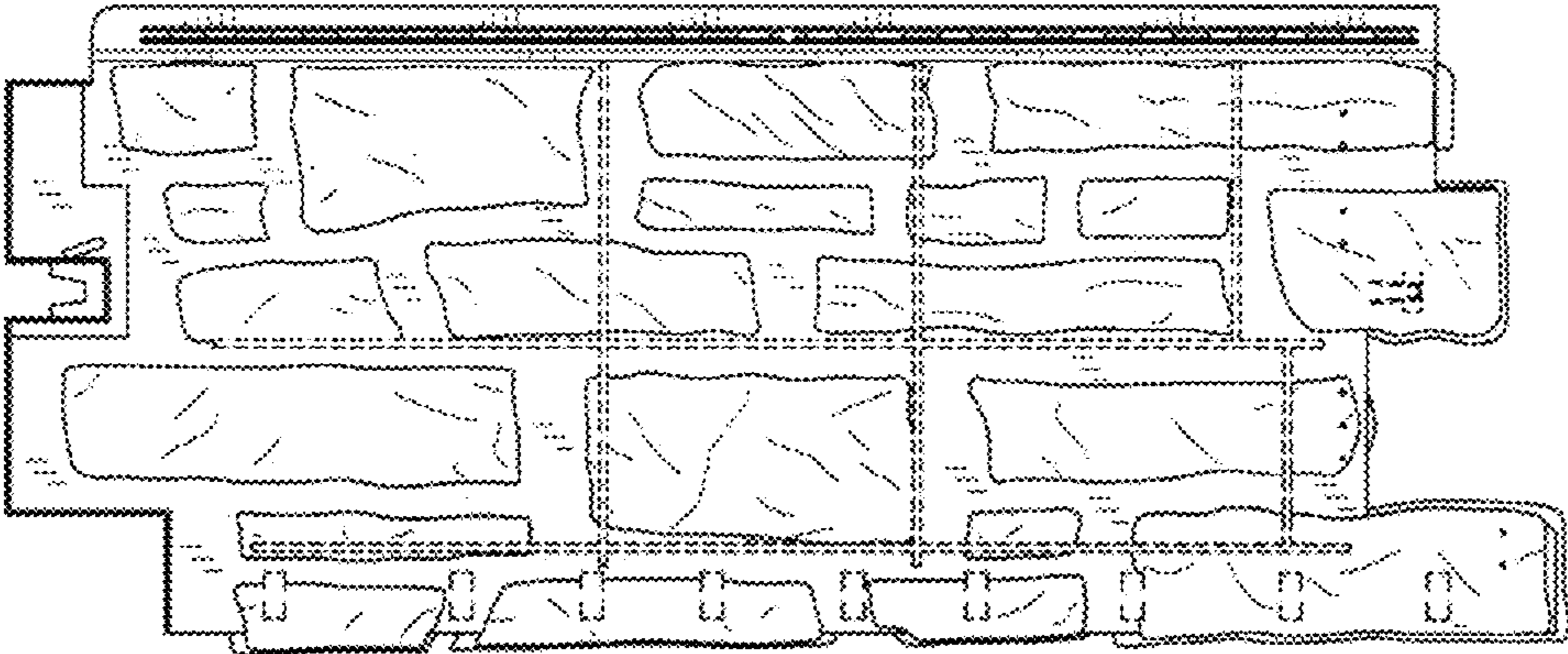


FIG. 2




FIG. 3




FIG. 4




FIG. 5



FIG. 6