



US00D718881S

(12) **United States Design Patent**
Fannan

(10) **Patent No.:** **US D718,881 S**
(45) **Date of Patent:** **** Dec. 2, 2014**

(54) **WINDOW COMPONENT EXTRUSION**

(71) Applicant: **Mikron Industries, Inc.**, Kent, WA (US)

(72) Inventor: **Michael R. Fannan**, Pecatonica, IL (US)

(73) Assignee: **Mikron Industries, Inc.**, Kent, WA (US)

(**) Term: **14 Years**

(21) Appl. No.: **29/462,162**

(22) Filed: **Jul. 31, 2013**

(51) **LOC (10) Cl.** **25-01**

(52) **U.S. Cl.**
USPC **D25/119**

(58) **Field of Classification Search**
USPC 52/204.1, 213, 214, 215, 208, 206, 212,
52/717.01, 209, 204.72, 579; 49/DIG. 2,
49/501, 504, 395, 449, 180, 183; D25/119
See application file for complete search history.

(56) **References Cited**

U.S. PATENT DOCUMENTS

5,619,828	A *	4/1997	Ver Meer	52/213
D430,309	S	8/2000	Goss		
D470,244	S	2/2003	Franson		
D476,091	S *	6/2003	Franson	D25/124
D504,958	S	5/2005	Cole		
D512,164	S	11/2005	Schrader		
D537,535	S *	2/2007	Decicio	D25/119
D578,661	S *	10/2008	Chaney et al.	D25/119
D587,818	S *	3/2009	Schrader	D25/119
D640,393	S *	6/2011	Wickland	D25/119

D666,324	S *	8/2012	Morton	D25/119
2004/0255527	A1 *	12/2004	Chen	52/204.1
2005/0210778	A1 *	9/2005	Seiling et al.	52/204.1

OTHER PUBLICATIONS

Mikron Part No. 8338, pre-dates 2009.
Mikron Part No. 8339, pre-dates 2009.
Mikron Part No. 8340, pre-dates 2009.
Mikron Part No. 8383, pre-dates 2009.
Mikron Part No. 8384, pre-dates 2009.
Mikron Part No. 8495, pre-dates 2009.
Mikron Part No. 8505, pre-dates 2009.
Mikron Part No. 9375, pre-dates 2009.
Mikron Part No. 9622, pre-dates 2009.
Mikron Part No. 9959, pre-dates 2009.
Mikron Part No. 10268, first sale date Jan. 27, 2011.

* cited by examiner

Primary Examiner — Doris Clark

(74) *Attorney, Agent, or Firm* — Zollinger & Burleson Ltd.

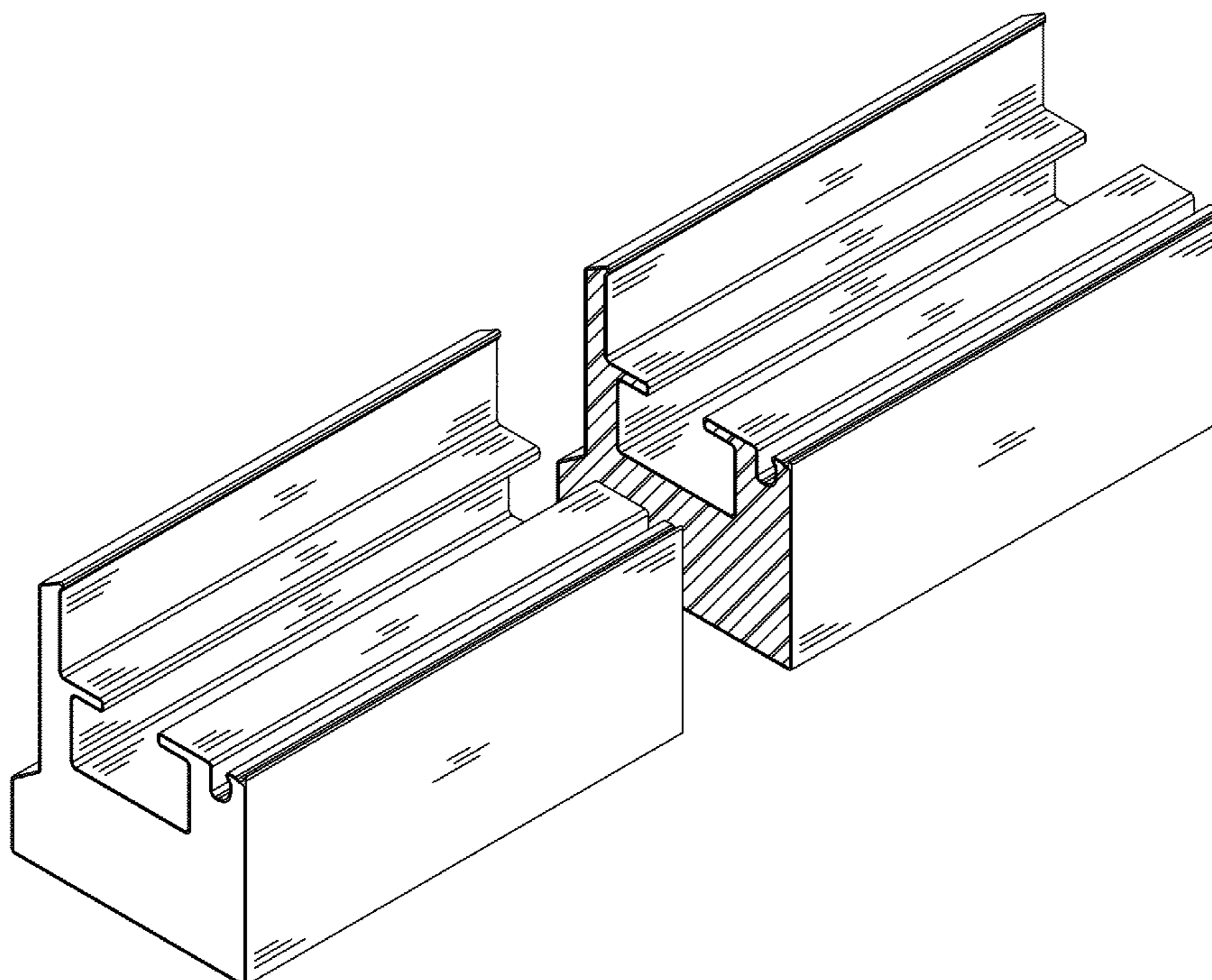
(57) **CLAIM**

The ornamental design for a window component extrusion, as shown and described.

DESCRIPTION

FIG. 1 is a top perspective view of the window component extrusion which is broken in the center indicating indeterminate length; and,
FIG. 2 is a bottom perspective view of the window component extrusion shown in FIG. 1.

1 Claim, 1 Drawing Sheet



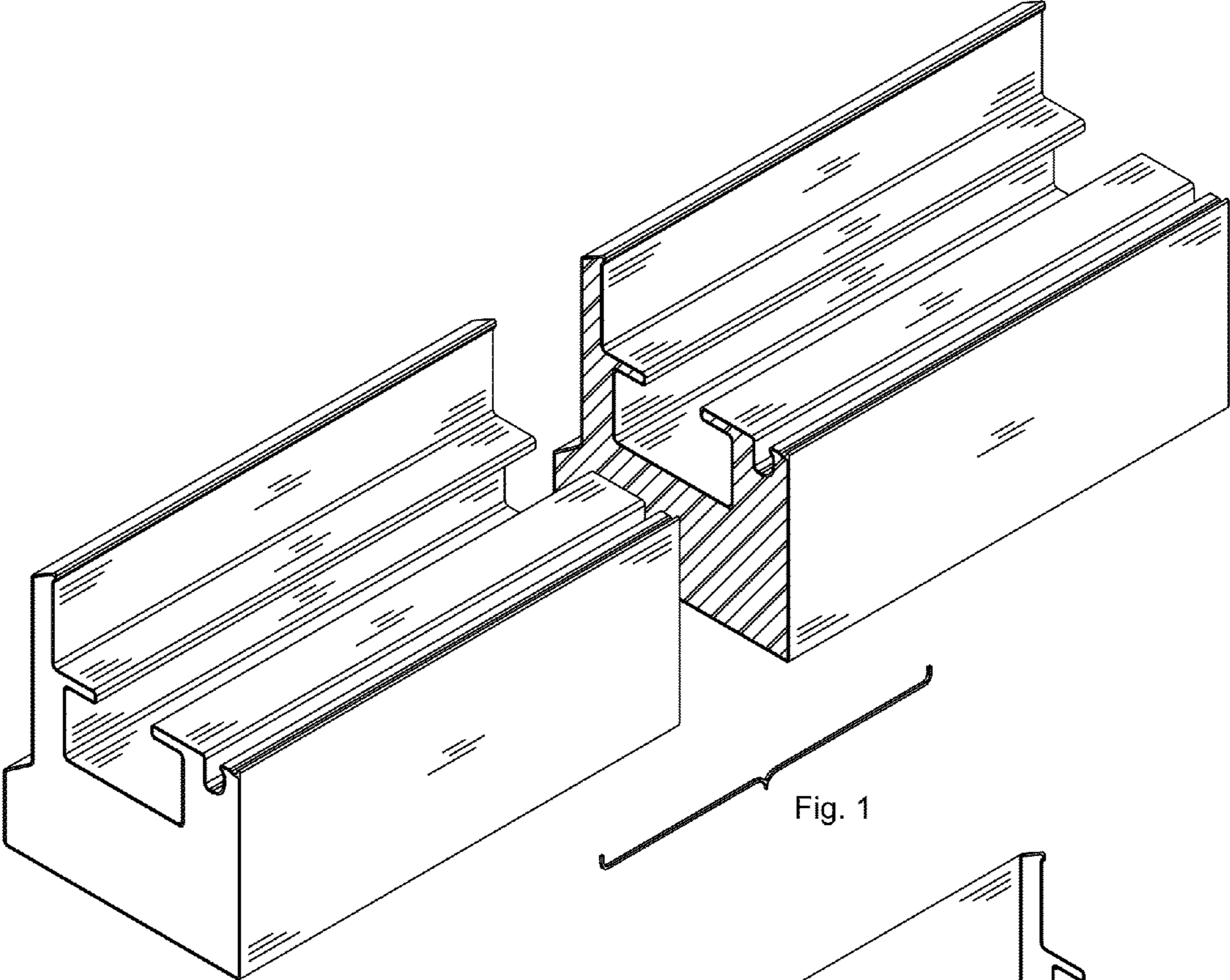


Fig. 1

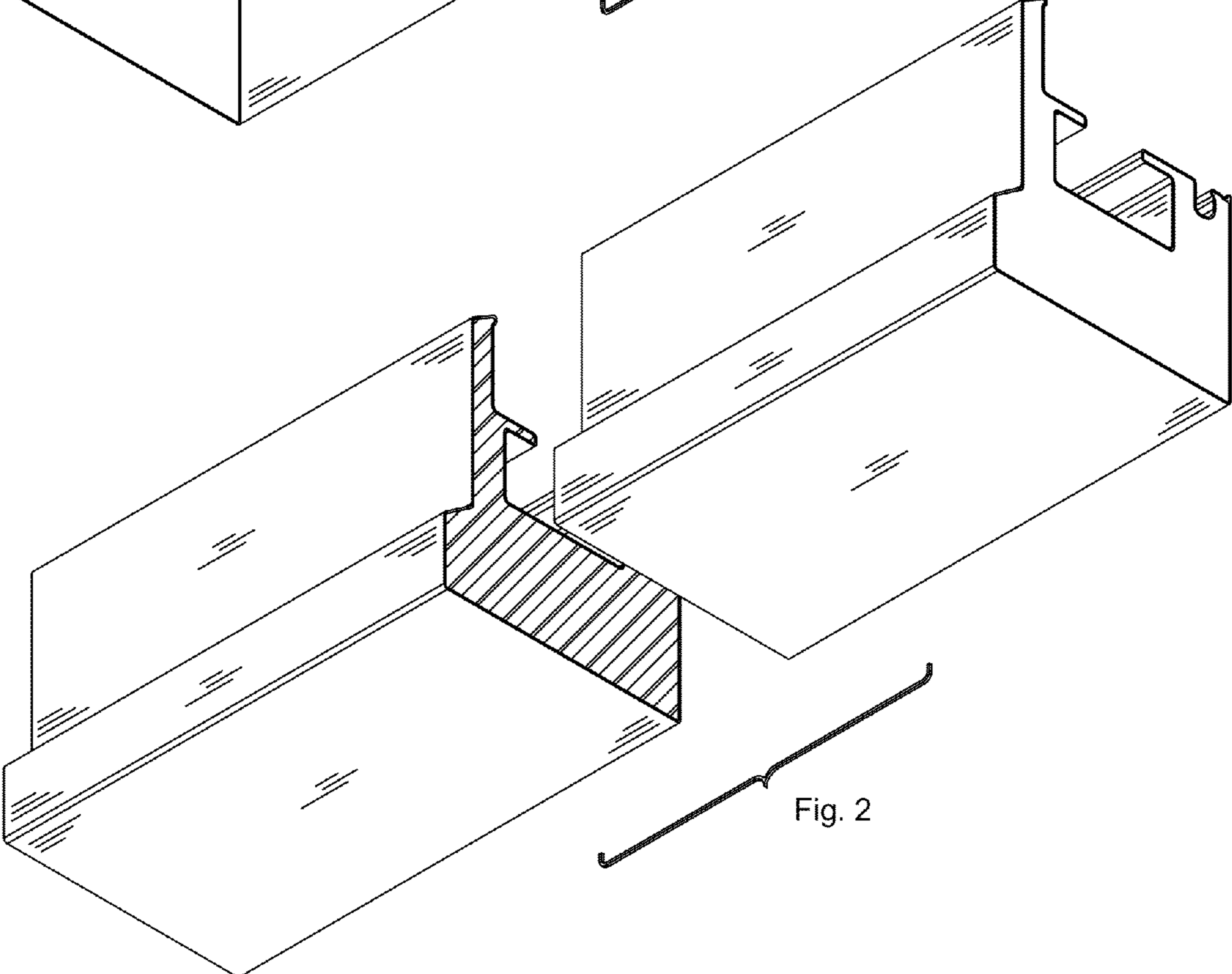


Fig. 2