



US00D718870S

(12) **United States Design Patent**
Hildebrand

(10) **Patent No.:** **US D718,870 S**

(45) **Date of Patent:** **** Dec. 2, 2014**

(54) **PAIN RELIEF ORB**

(71) Applicant: **Adena Hildebrand**, Okotoks (CA)

(72) Inventor: **Adena Hildebrand**, Okotoks (CA)

(**) Term: **14 Years**

(21) Appl. No.: **29/477,463**

(22) Filed: **Dec. 23, 2013**

(51) **LOC (10) Cl.** **28-03**

(52) **U.S. Cl.**
USPC **D24/211**

(58) **Field of Classification Search**

CPC A61H 19/30; A61H 19/32; A61H 19/34;
A61H 19/40; A61H 19/44; A61H 19/50;
A61H 19/00; A61H 2201/0153; A61H
2201/0207; A61H 2201/0263; A61H
2201/0111; A61H 2201/1253; A61H
2205/082; A61H 2205/085; A61H 15/0085
USPC D24/200, 211, 212, 213, 214, 215;
601/114, 120, 121, 124, 125, 130, 131,
601/134, 135, 136, 137
See application file for complete search history.

D535,752 S	1/2007	Smith	
7,156,817 B1	1/2007	Cassidy Phillips	
D542,926 S *	5/2007	Louis	D24/214
D548,850 S	8/2007	Gladieux, III	
D558,886 S *	1/2008	Chen	D24/214
7,431,706 B2 *	10/2008	Louis	601/135
D586,469 S *	2/2009	Henry	D24/200
D596,749 S	7/2009	Johnson	
D607,116 S *	12/2009	Morganstern	D24/214
D630,760 S *	1/2011	Imboden	D24/211
D637,304 S *	5/2011	Feuerabend et al.	D24/215
D637,305 S *	5/2011	Feuerabend et al.	D24/215
D665,915 S *	8/2012	Ma	D24/215
D666,734 S *	9/2012	Takashima	D24/215
D669,593 S *	10/2012	Elder	D24/215
D681,222 S *	4/2013	Chen	D24/215
D687,957 S *	8/2013	Heskier	D24/215

* cited by examiner

Primary Examiner — Sandra Snapp

(74) *Attorney, Agent, or Firm* — Buckingham Doolittle & Burroughs LLC

(57) **CLAIM**

I claim the ornamental design for a pain relief orb, as shown and described.

DESCRIPTION

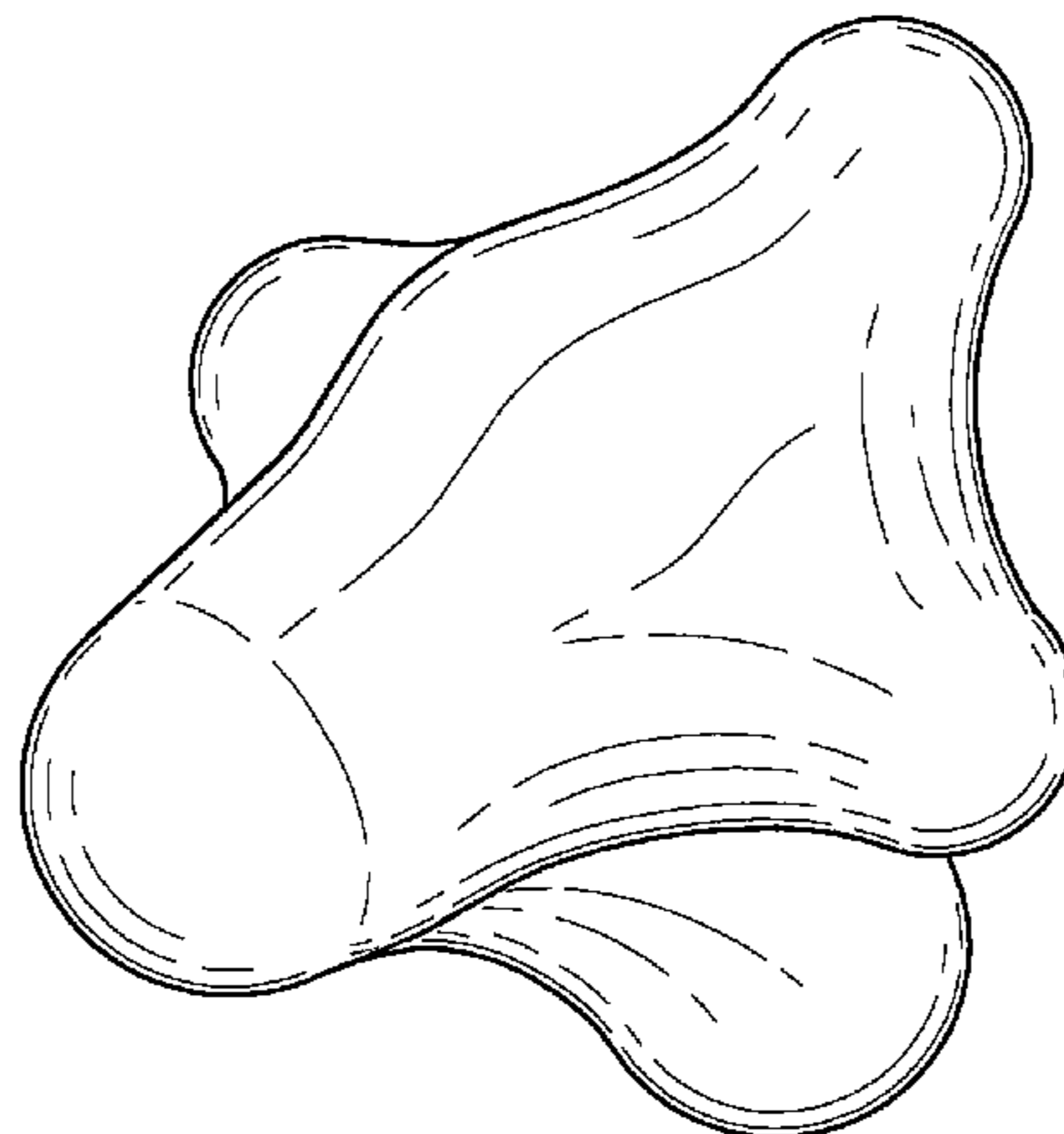
FIG. 1 is a perspective view of the pain relief orb of the present invention;
FIG. 2 is a front view of the pain relief orb of the present invention;
FIG. 3 is a rear view of the pain relief orb of the present invention;
FIG. 4 is a left side view of the pain relief orb of the present invention;
FIG. 5 is a right side view of the pain relief orb of the present invention;
FIG. 6 is a top view of the pain relief orb of the present invention; and,
FIG. 7 is a bottom view of the pain relief orb of the present invention.

1 Claim, 4 Drawing Sheets

(56) **References Cited**

U.S. PATENT DOCUMENTS

D197,750 S	3/1964	Rosenberg	
D285,116 S *	8/1986	Hoff	D24/214
D319,105 S	8/1991	Cheng	
D326,327 S *	5/1992	Sue	D24/214
D326,722 S *	6/1992	Sue	D24/214
D338,964 S *	8/1993	Tarjoto	D24/200
D344,591 S	2/1994	Zhuang	
D378,539 S	3/1997	Scott	
5,624,385 A *	4/1997	Hwang	601/135
D386,879 S *	11/1997	Daniels	D24/214
D403,076 S	12/1998	York	
D403,428 S *	12/1998	Russo	D24/200
6,093,159 A	7/2000	Racoosin	
D454,644 S	3/2002	York	
D518,576 S *	4/2006	Sevier et al.	D24/214
D527,831 S	9/2006	Hong	



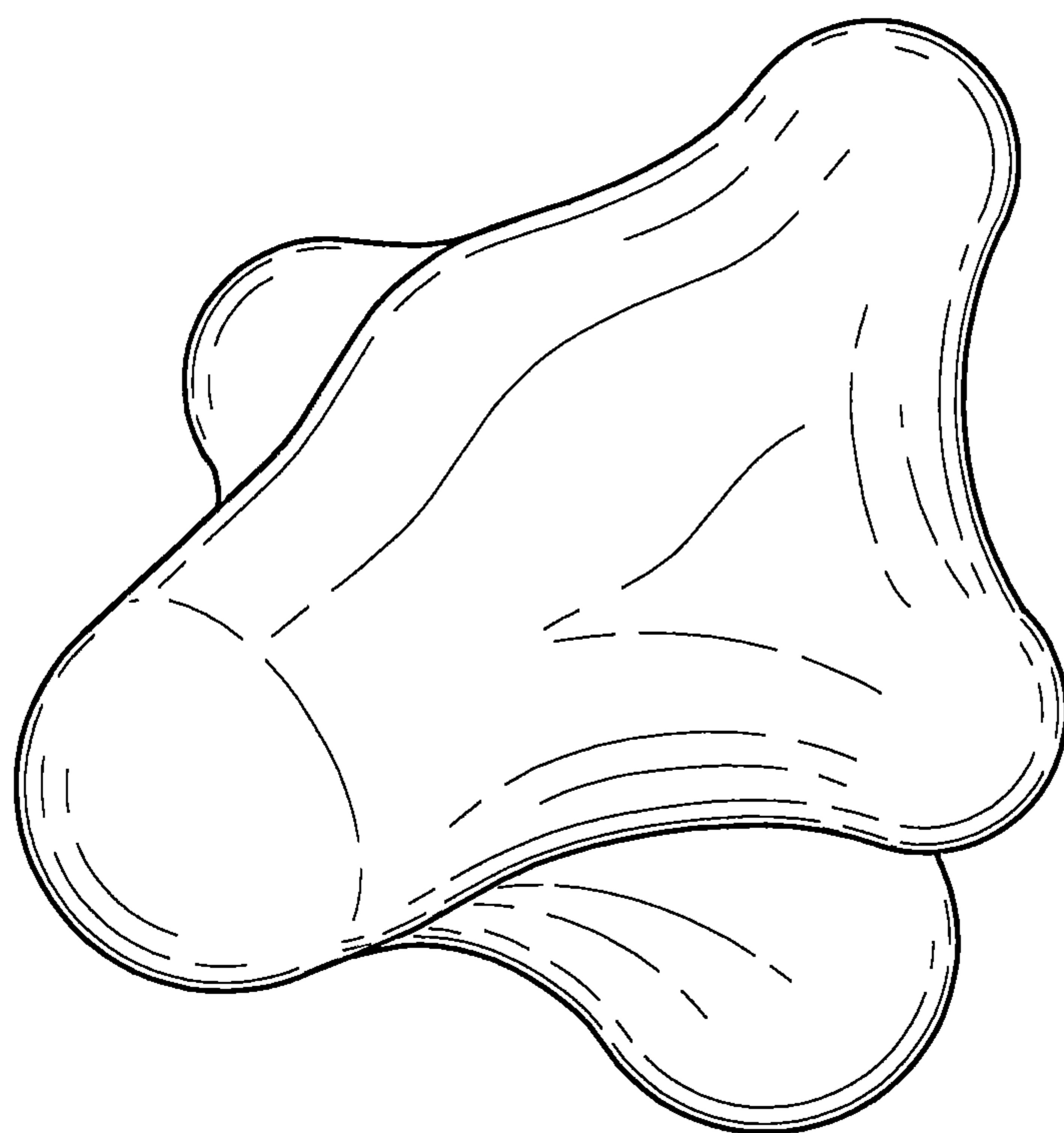


FIG. 1

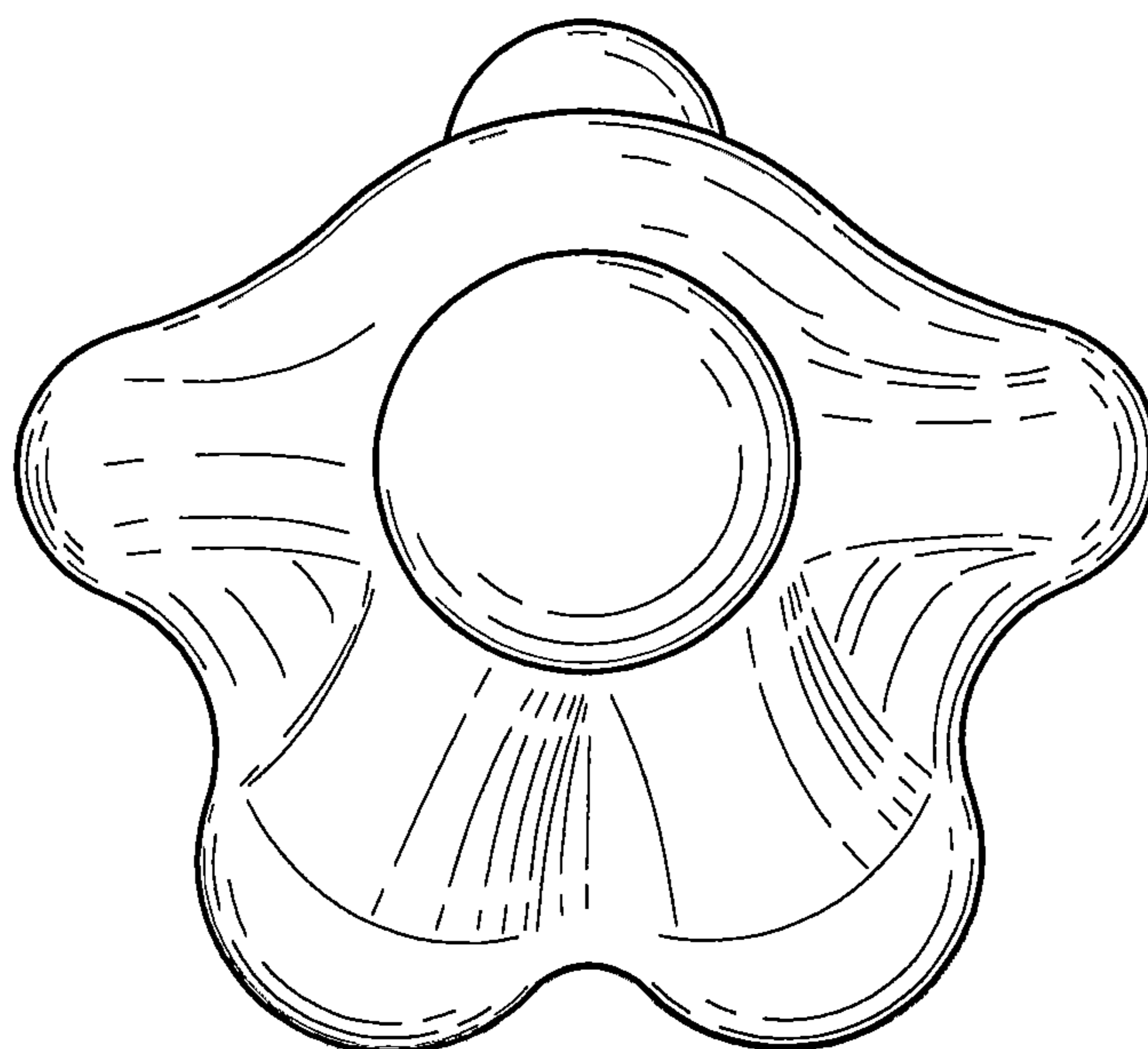


FIG. 2

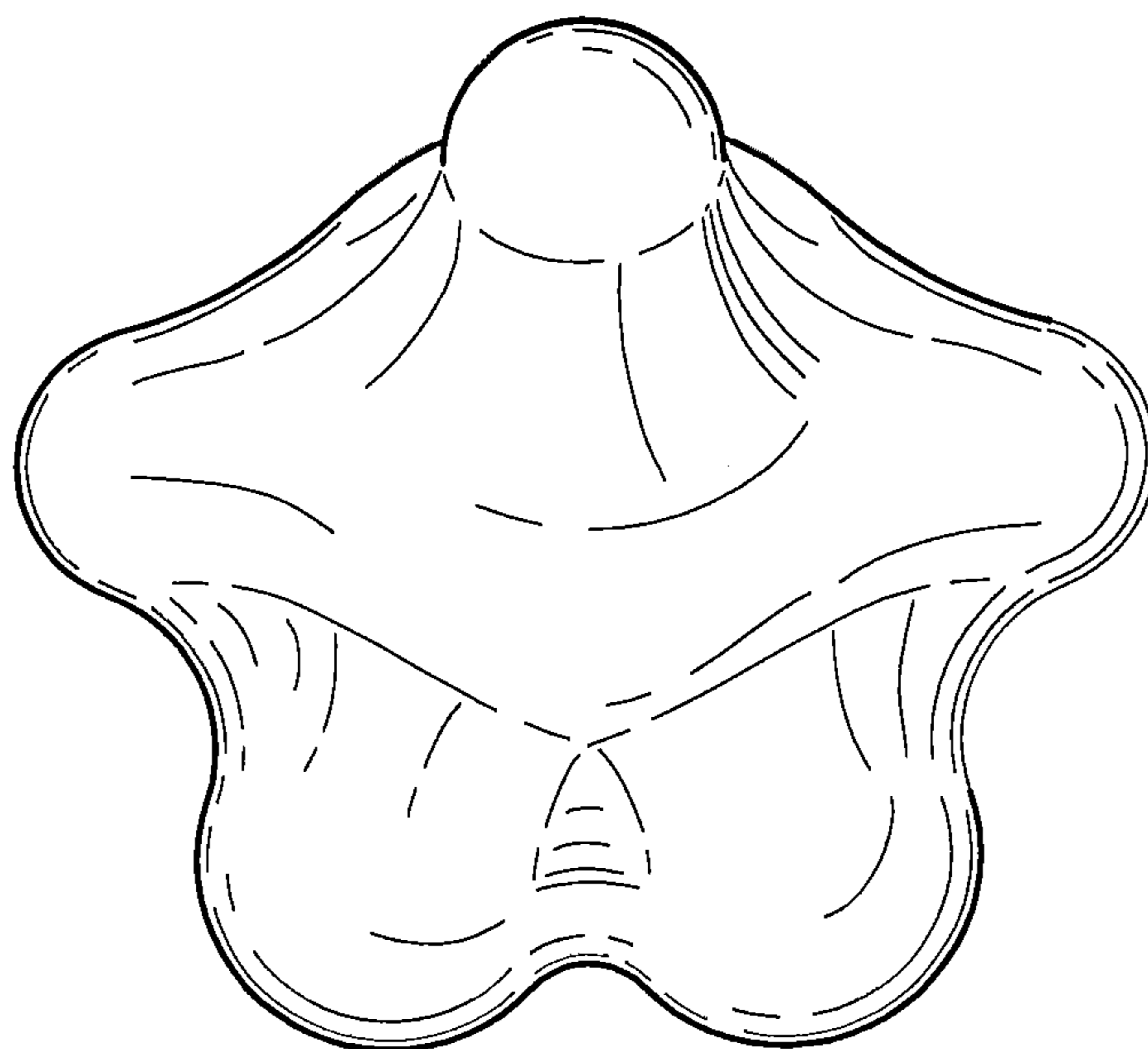


FIG. 3

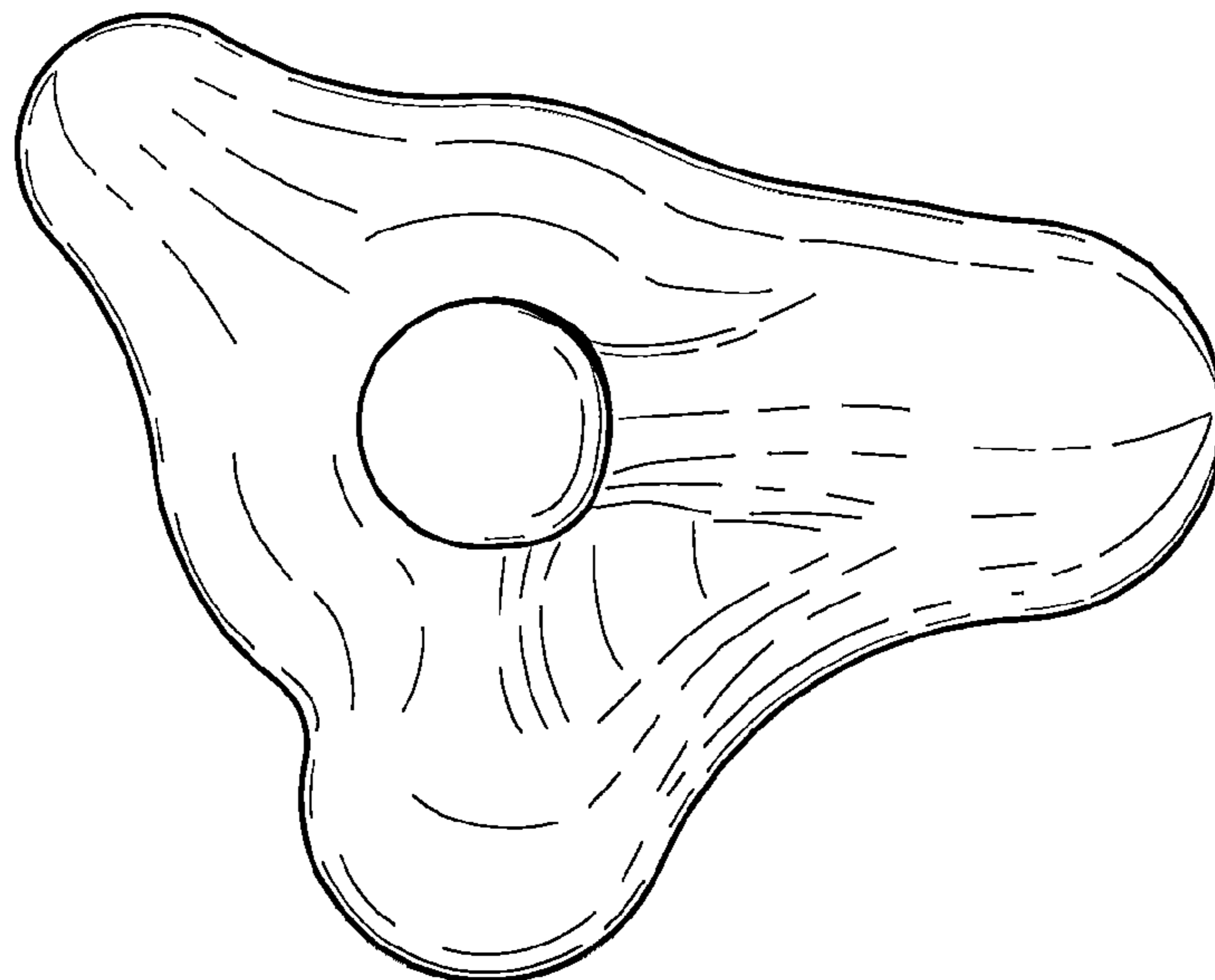


FIG. 4

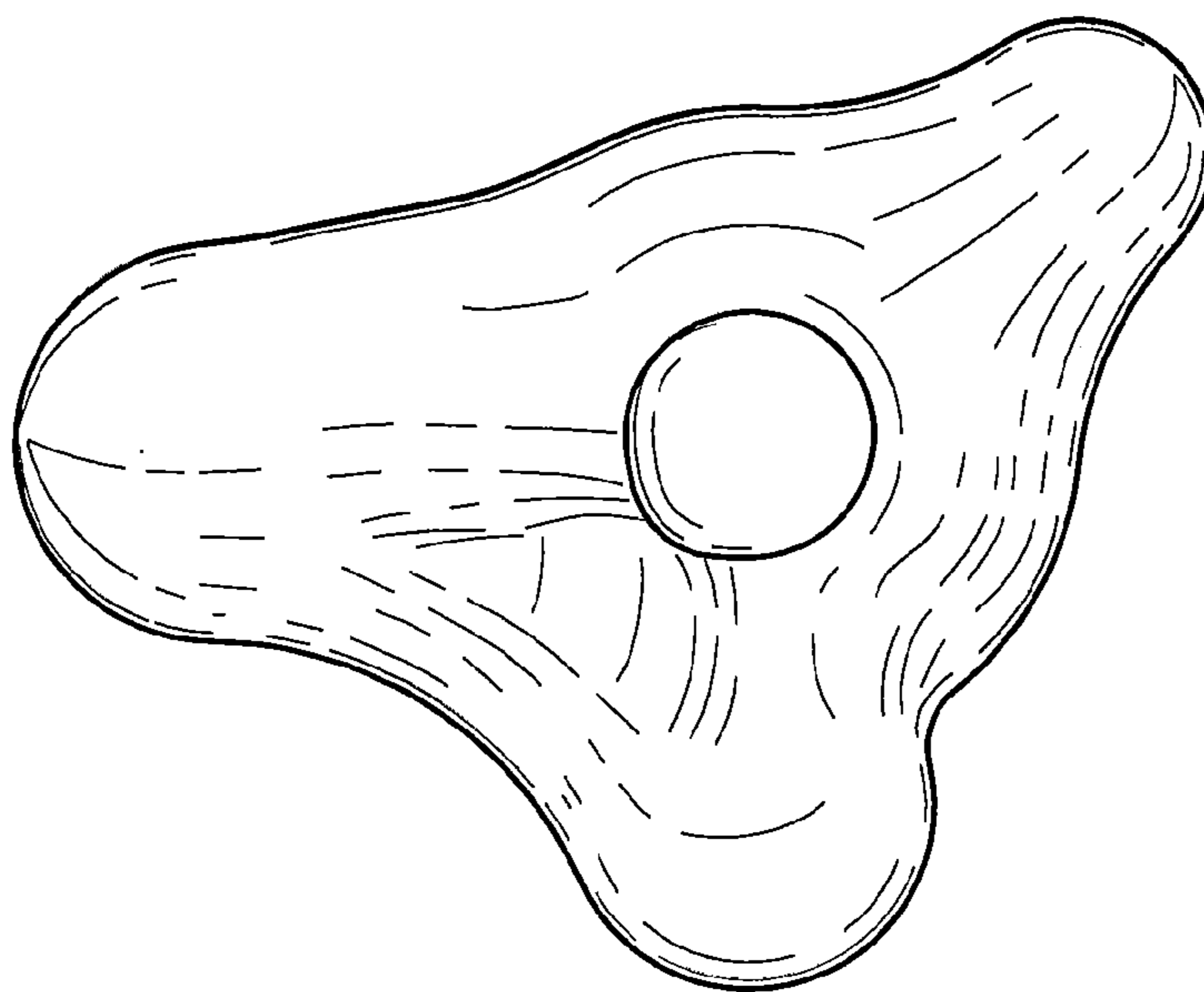


FIG. 5

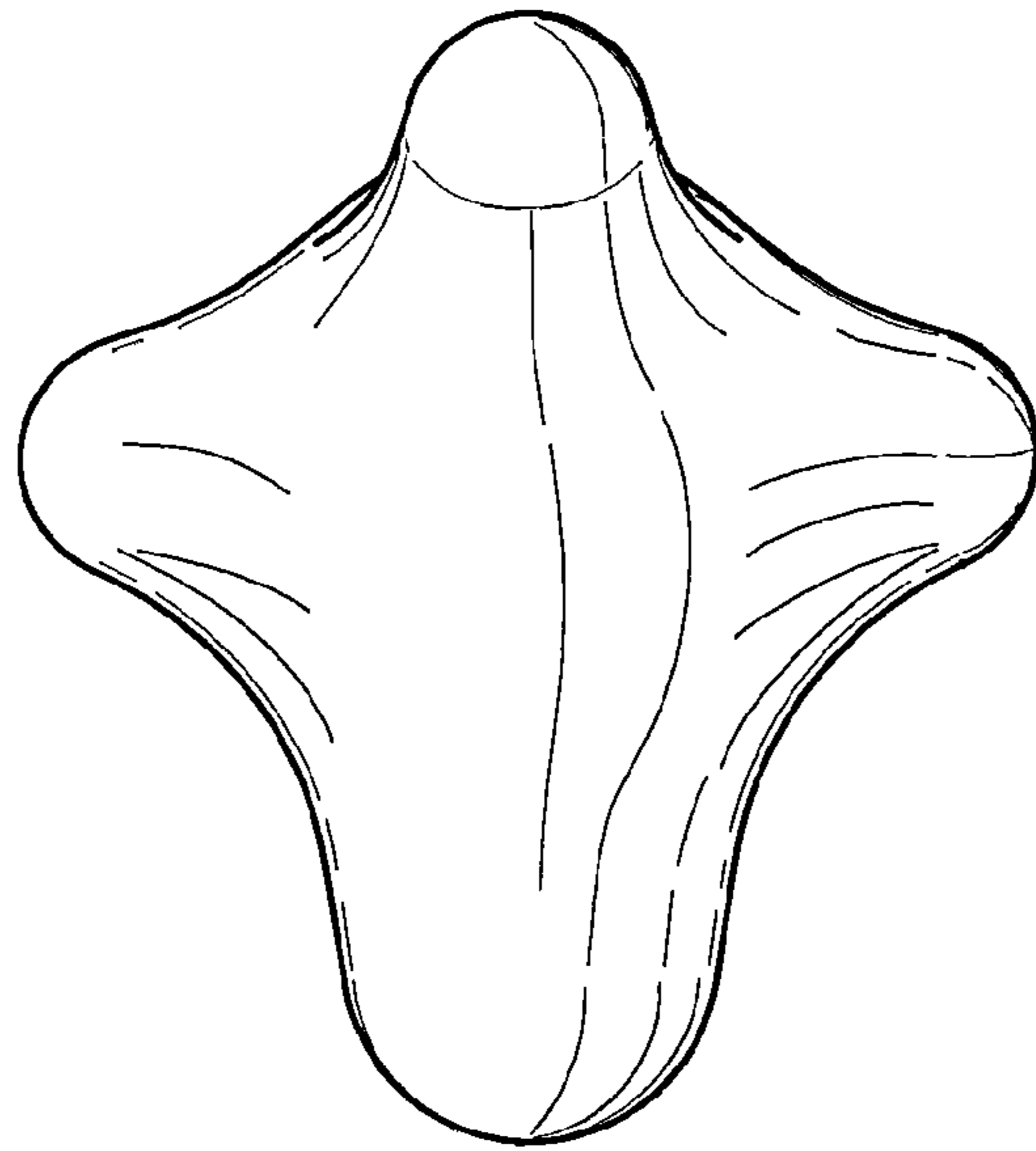


FIG. 6

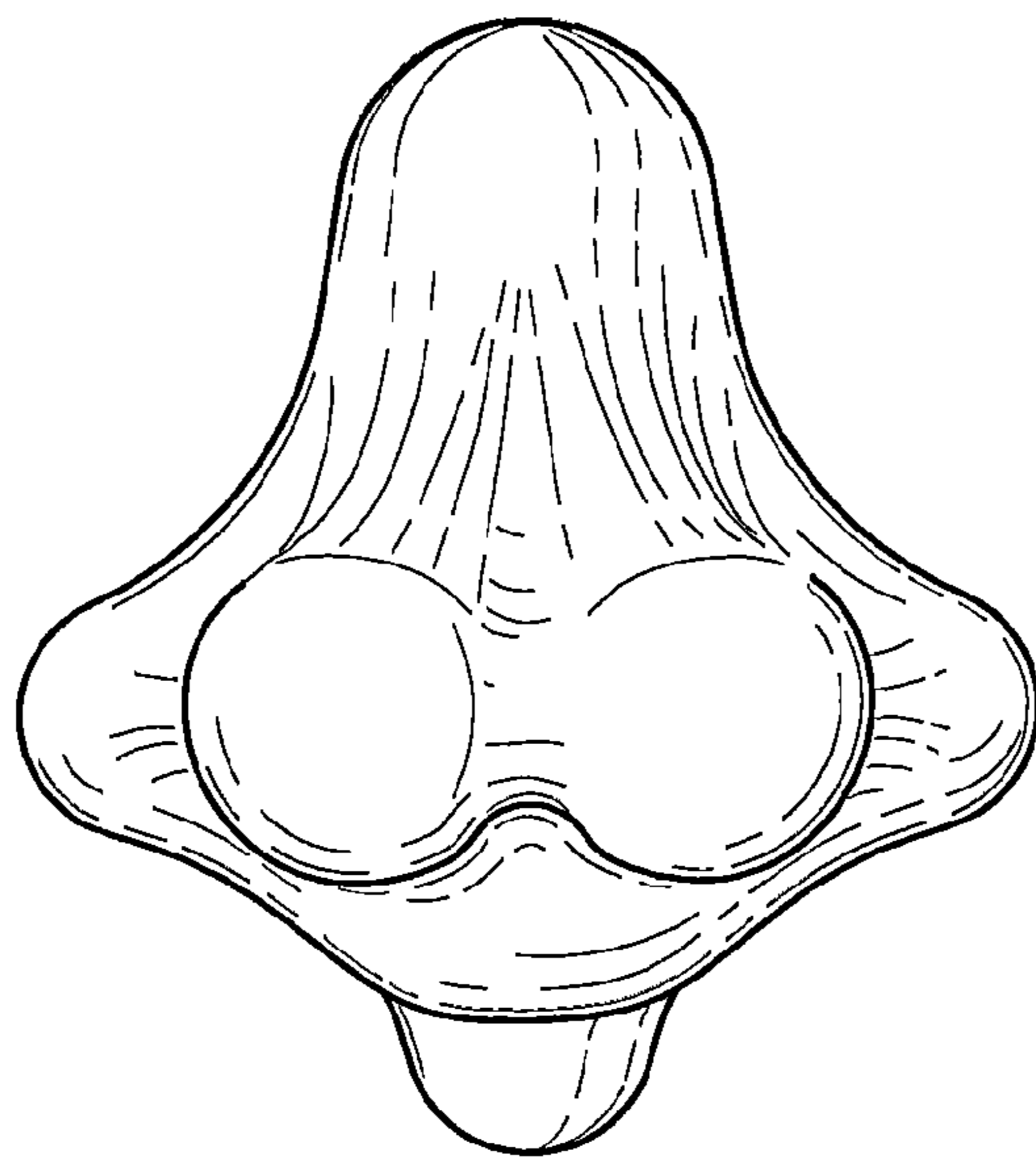


FIG. 7